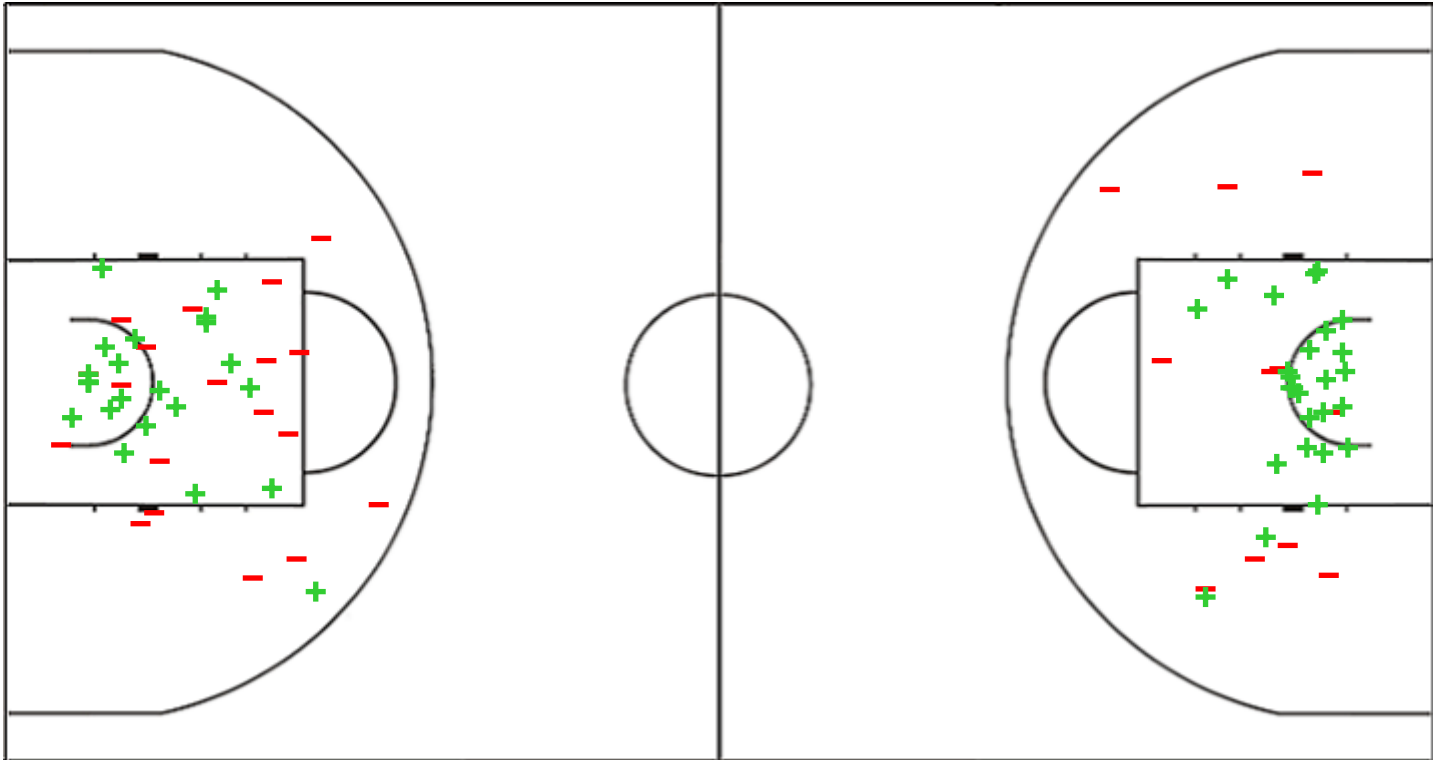


Shot Chart
CRA 89 vs 84 HER

(19-17, 22-21, 16-26, 32-20)

Scoring by 5 min intervals:

	Q1		Q2		Q3		Q4	
CRA	10	19	30	41	50	57	69	89
HER	8	17	23	38	48	64	72	84

CRA - HAKRO Merlins Crailsheim
HER - Heroes Den Bosch


CRA	M / A	%
Fied Goals	33 / 67	49
2 Points	24 / 43	56
3 Points	9 / 24	38
Free Throws	14 / 17	82

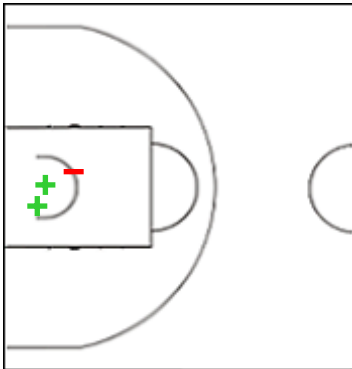
%	M / A	HER
52	32 / 61	Fied Goals
70	26 / 37	2 Points
25	6 / 24	3 Points
88	14 / 16	Free Throws

Shot Chart
CRA 89 vs 84 HER

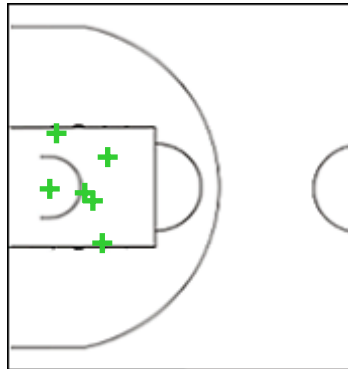
(19-17, 22-21, 16-26, 32-20)

Scoring by 5 min intervals:

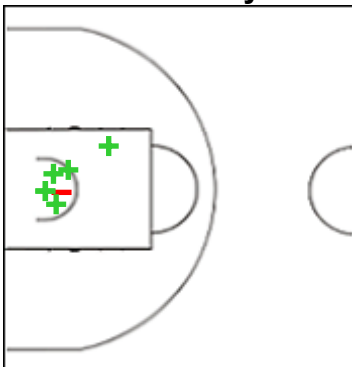
	Q1		Q2		Q3		Q4	
CRA	10	19	30	41	50	57	69	89
HER	8	17	23	38	48	64	72	84

CRA - HAKRO Merlins Crailsheim
0 MIKALOUSKAS Arunas


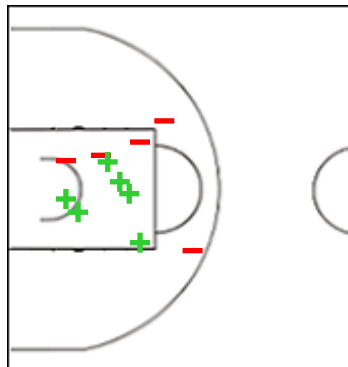
	M / A	%
Fied Goals	3 / 7	43
2 Points	2 / 3	67
3 Points	1 / 4	25
Free Throws	0 / 0	0

1 LEWIS Jaren


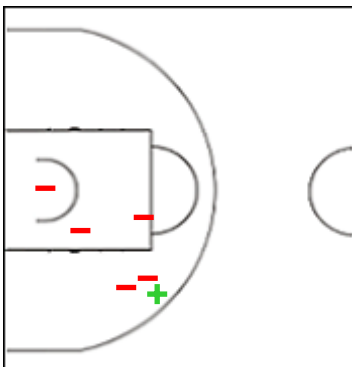
	M / A	%
Fied Goals	6 / 8	75
2 Points	6 / 6	100
3 Points	0 / 2	0
Free Throws	0 / 0	0

2 STEPHENS Myles


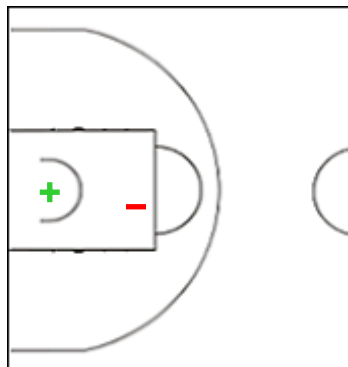
	M / A	%
Fied Goals	6 / 7	86
2 Points	6 / 7	86
3 Points	0 / 0	0
Free Throws	3 / 4	75

5 MAXHUNI Edon


	M / A	%
Fied Goals	9 / 17	53
2 Points	6 / 11	55
3 Points	3 / 6	50
Free Throws	7 / 8	88

7 LIVINGSTON Otis


	M / A	%
Fied Goals	3 / 8	38
2 Points	1 / 6	17
3 Points	2 / 2	100
Free Throws	0 / 0	0

9 BLECK Fabian


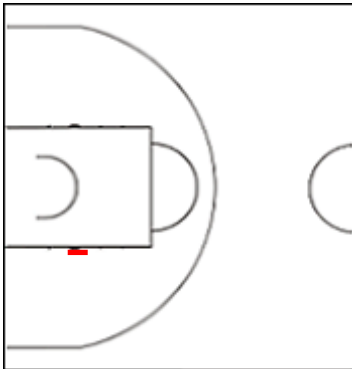
	M / A	%
Fied Goals	1 / 5	20
2 Points	1 / 2	50
3 Points	0 / 3	0
Free Throws	0 / 0	0

Shot Chart
CRA 89 vs 84 HER

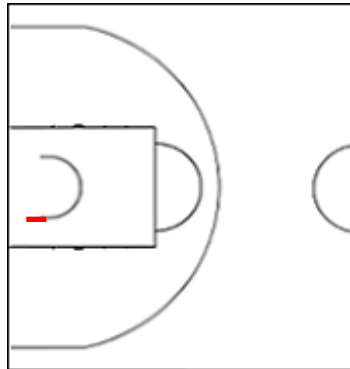
(19-17, 22-21, 16-26, 32-20)

Scoring by 5 min intervals:

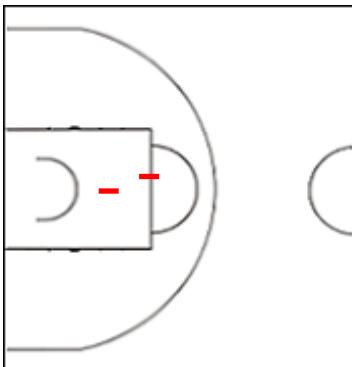
	Q1		Q2		Q3		Q4	
CRA	10	19	30	41	50	57	69	89
HER	8	17	23	38	48	64	72	84

CRA - HAKRO Merlins Crailsheim
11 KINDZEKA Rene


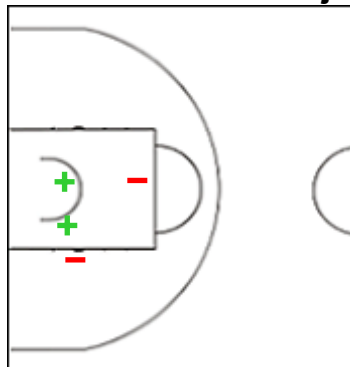
	M / A	%
Fied Goals	2 / 4	50
2 Points	0 / 1	0
3 Points	2 / 3	67
Free Throws	1 / 2	50

13 VRCIC Bruno


	M / A	%
Fied Goals	1 / 4	25
2 Points	0 / 1	0
3 Points	1 / 3	33
Free Throws	0 / 0	0

15 RADOSAVLJEVIC Bogdan


	M / A	%
Fied Goals	0 / 3	0
2 Points	0 / 2	0
3 Points	0 / 1	0
Free Throws	2 / 2	100

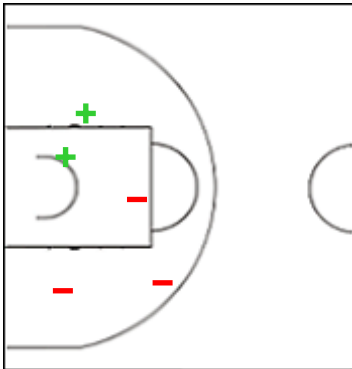
33 MIDTGAARD Asbjorn


	M / A	%
Fied Goals	2 / 4	50
2 Points	2 / 4	50
3 Points	0 / 0	0
Free Throws	1 / 1	100

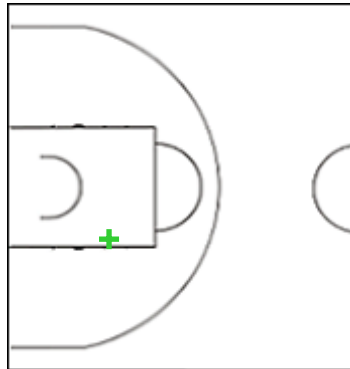
Shot Chart
CRA 89 vs 84 HER

(19-17, 22-21, 16-26, 32-20)

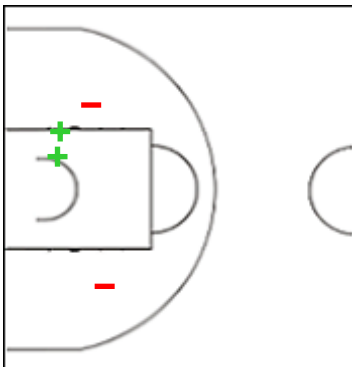
Scoring by 5 min intervals:	Q1		Q2		Q3		Q4	
	CRA	HER	CRA	HER	CRA	HER	CRA	HER
	10	19	30	41	50	57	69	89
	8	17	23	38	48	64	72	84

HER - Heroes Den Bosch
1 THOMAS Donte


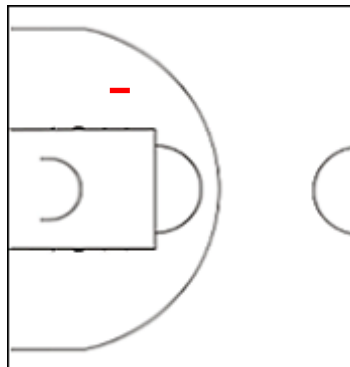
	M / A	%
Fied Goals	2 / 8	25
2 Points	2 / 5	40
3 Points	0 / 3	0
Free Throws	0 / 2	0

4 NAAR Emmett


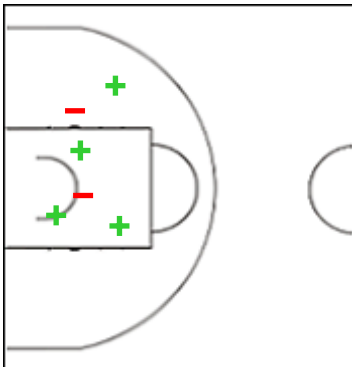
	M / A	%
Fied Goals	1 / 1	100
2 Points	1 / 1	100
3 Points	0 / 0	0
Free Throws	0 / 0	0

6 KOHS Verneris


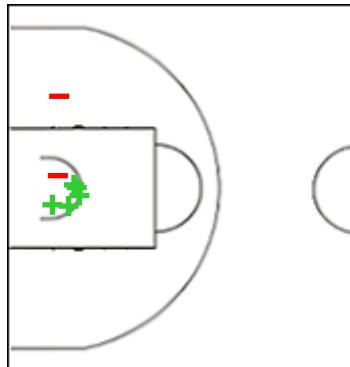
	M / A	%
Fied Goals	3 / 7	43
2 Points	2 / 4	50
3 Points	1 / 3	33
Free Throws	2 / 2	100

10 HELFRICH Keime


	M / A	%
Fied Goals	0 / 1	0
2 Points	0 / 1	0
3 Points	0 / 0	0
Free Throws	0 / 0	0

11 WEBSTER Kobe


	M / A	%
Fied Goals	7 / 12	58
2 Points	4 / 6	67
3 Points	3 / 6	50
Free Throws	2 / 2	100

21 VAN DER MARS Thomas


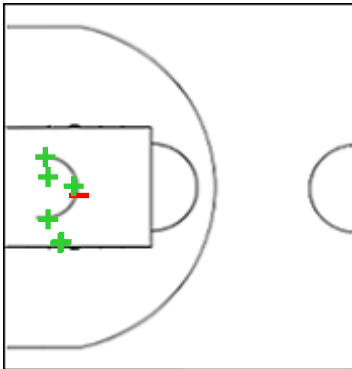
	M / A	%
Fied Goals	5 / 7	71
2 Points	5 / 7	71
3 Points	0 / 0	0
Free Throws	2 / 2	100

Shot Chart
CRA 89 vs 84 HER

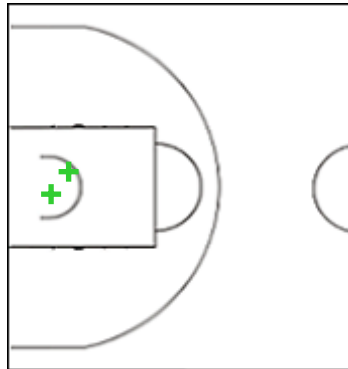
(19-17, 22-21, 16-26, 32-20)

Scoring by 5 min intervals:

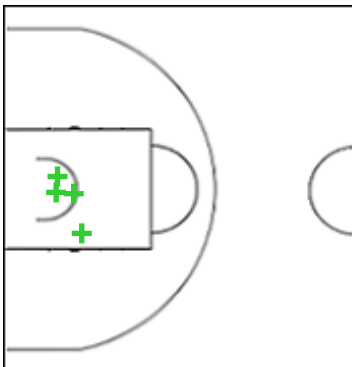
	Q1		Q2		Q3		Q4	
CRA	10	19	30	41	50	57	69	89
HER	8	17	23	38	48	64	72	84

HER - Heroes Den Bosch
25 NDOW Chris-Ebou


	M / A	%
Fied Goals	7 / 10	70
2 Points	6 / 7	86
3 Points	1 / 3	33
Free Throws	4 / 4	100

31 PRICE Austin


	M / A	%
Fied Goals	3 / 8	38
2 Points	2 / 2	100
3 Points	1 / 6	17
Free Throws	2 / 2	100

33 KOK Jito


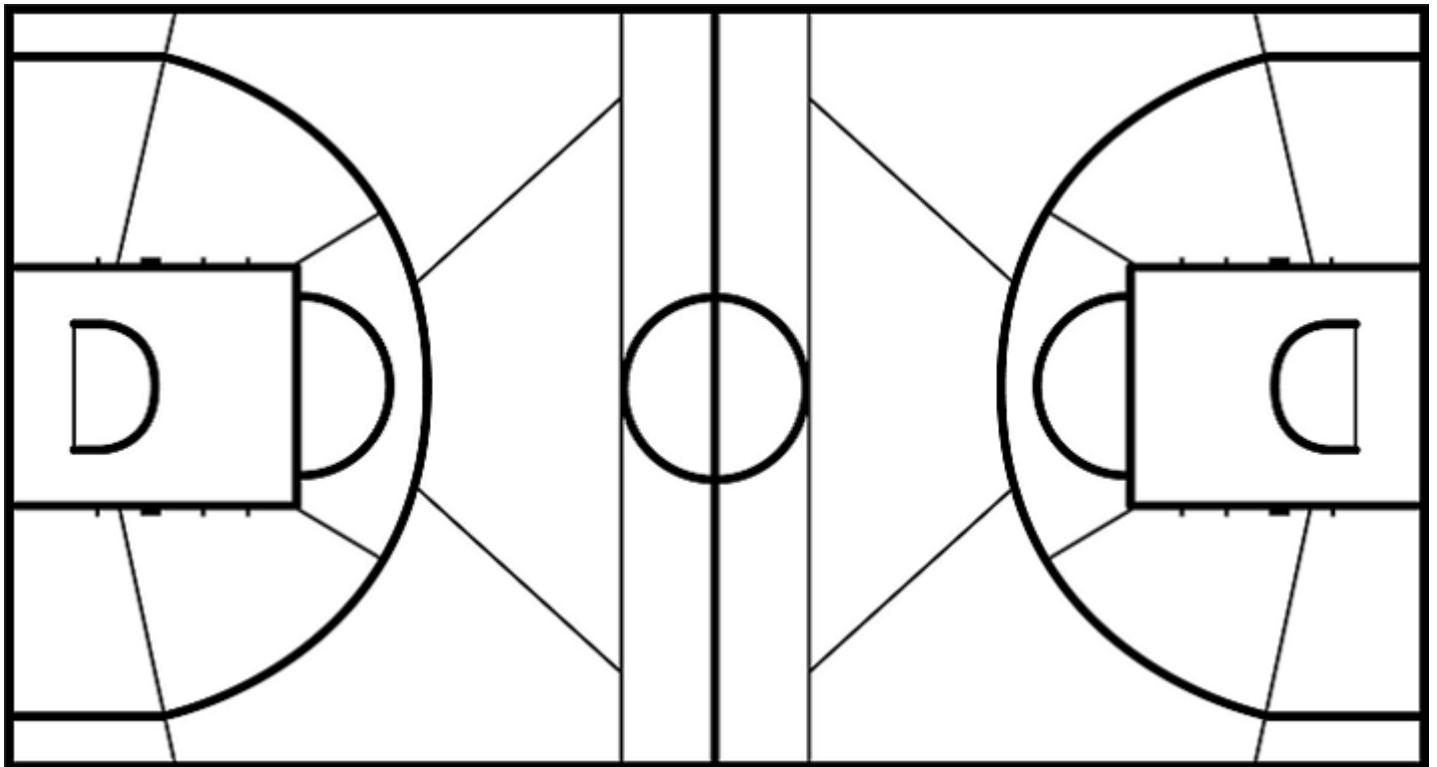
	M / A	%
Fied Goals	4 / 5	80
2 Points	4 / 4	100
3 Points	0 / 1	0
Free Throws	0 / 0	0

Shot Chart
CRA 89 vs 84 HER

(19-17, 22-21, 16-26, 32-20)

Scoring by 5 min intervals:

	Q1		Q2		Q3		Q4	
CRA	10	19	30	41	50	57	69	89
HER	8	17	23	38	48	64	72	84

CRA - HAKRO Merlins Crailsheim
HER - Heroes Den Bosch


	M / A	%
Fied Goals	33 / 67	49
2 Points	24 / 43	56
3 Points	9 / 24	38
Free Throws	14 / 17	82

%	M / A	
52	32 / 61	Fied Goals
70	26 / 37	2 Points
25	6 / 24	3 Points
88	14 / 16	Free Throws