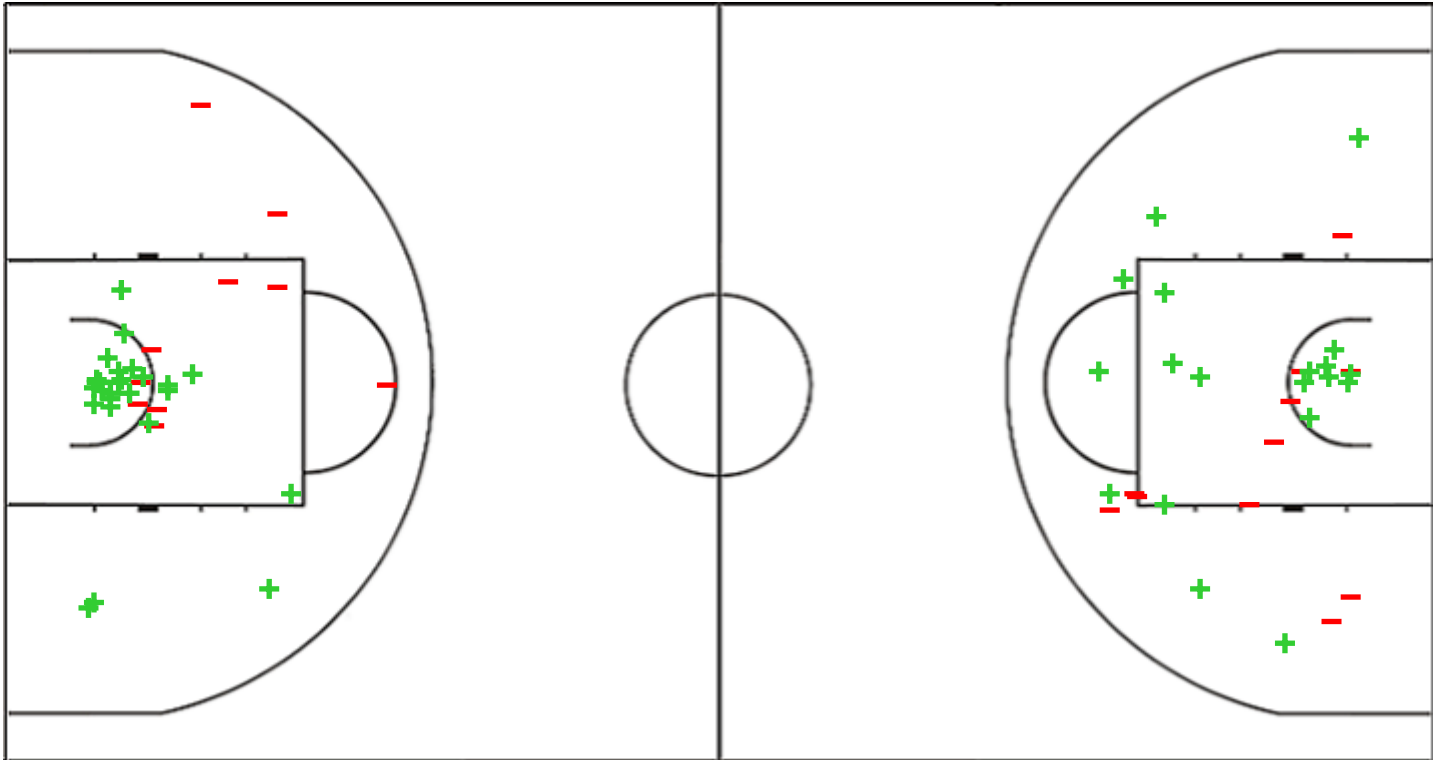


Shot Chart
NINER 87 vs 94 FCP

(18-24, 27-27, 28-14, 14-29)

Scoring by 5 min intervals:

| | Q1 | | Q2 | | Q3 | | Q4 | |
|--------------|----|----|----|----|----|----|----|----|
| NINER | 11 | 18 | 27 | 45 | 60 | 73 | 81 | 87 |
| FCP | 15 | 24 | 37 | 51 | 58 | 65 | 75 | 94 |

NINER - Niners Chemnitz
FCP - Futebol Clube do Porto


| NINER | M / A | % |
|--------------------|---------|----|
| Fied Goals | 31 / 62 | 50 |
| 2 Points | 27 / 37 | 73 |
| 3 Points | 4 / 25 | 16 |
| Free Throws | 21 / 27 | 78 |

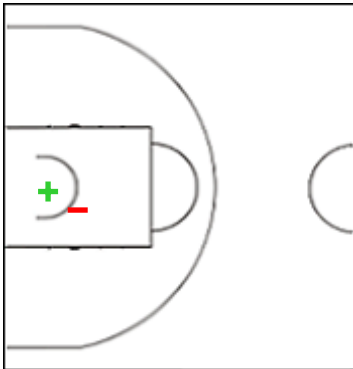
| % | M / A | FCP |
|----|---------|--------------------|
| 50 | 32 / 64 | Fied Goals |
| 63 | 19 / 30 | 2 Points |
| 38 | 13 / 34 | 3 Points |
| 77 | 17 / 22 | Free Throws |

Shot Chart
NINER 87 vs 94 FCP

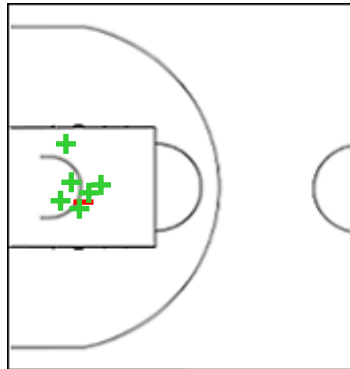
(18-24, 27-27, 28-14, 14-29)

Scoring by 5 min intervals:

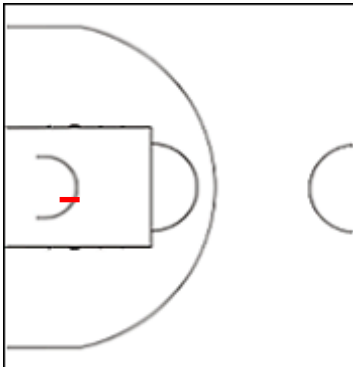
| | Q1 | | Q2 | | Q3 | | Q4 | |
|--------------|----|----|----|----|----|----|----|----|
| NINER | 11 | 18 | 27 | 45 | 60 | 73 | 81 | 87 |
| FCP | 15 | 24 | 37 | 51 | 58 | 65 | 75 | 94 |

NINER - Niners Chemnitz
0 WEIDEMANN Nelson


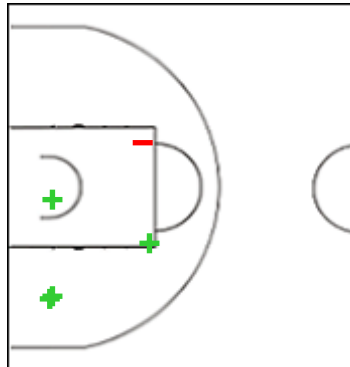
| | M / A | % |
|-------------|-------|----|
| Fied Goals | 1 / 4 | 25 |
| 2 Points | 1 / 2 | 50 |
| 3 Points | 0 / 2 | 0 |
| Free Throws | 0 / 0 | 0 |

7 RICHTER Jonas


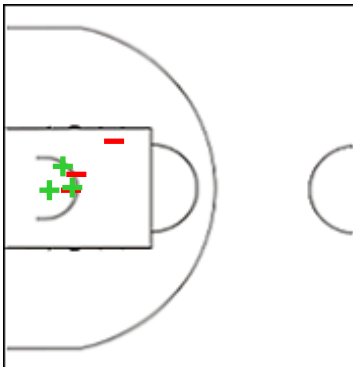
| | M / A | % |
|-------------|-------|----|
| Fied Goals | 6 / 8 | 75 |
| 2 Points | 6 / 7 | 86 |
| 3 Points | 0 / 1 | 0 |
| Free Throws | 1 / 2 | 50 |

12 BINAPFL Kilian


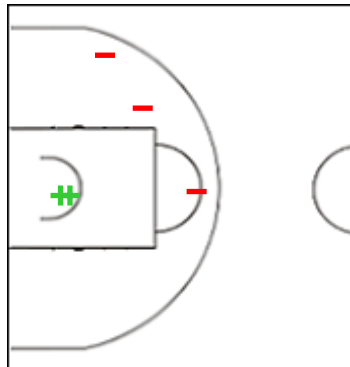
| | M / A | % |
|-------------|-------|---|
| Fied Goals | 0 / 2 | 0 |
| 2 Points | 0 / 1 | 0 |
| 3 Points | 0 / 1 | 0 |
| Free Throws | 0 / 0 | 0 |

13 GEORGE Jason


| | M / A | % |
|-------------|--------|----|
| Fied Goals | 4 / 10 | 40 |
| 2 Points | 4 / 5 | 80 |
| 3 Points | 0 / 5 | 0 |
| Free Throws | 0 / 2 | 0 |

24 VELICKA Arnas


| | M / A | % |
|-------------|--------|----|
| Fied Goals | 4 / 13 | 31 |
| 2 Points | 3 / 6 | 50 |
| 3 Points | 1 / 7 | 14 |
| Free Throws | 8 / 9 | 89 |

29 SUSINSKAS Mindaugas


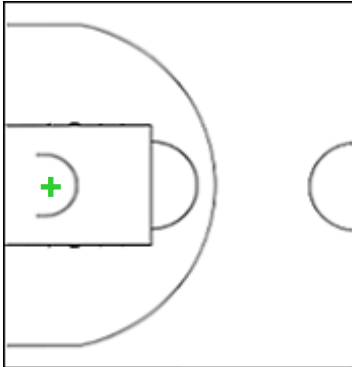
| | M / A | % |
|-------------|-------|-----|
| Fied Goals | 5 / 9 | 56 |
| 2 Points | 2 / 5 | 40 |
| 3 Points | 3 / 4 | 75 |
| Free Throws | 2 / 2 | 100 |

Shot Chart
NINER 87 vs 94 FCP

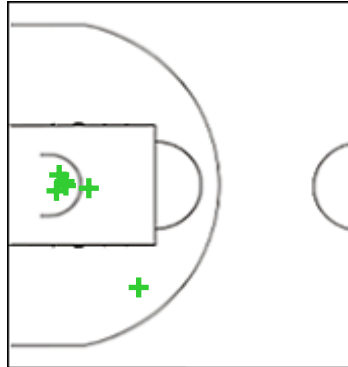
(18-24, 27-27, 28-14, 14-29)

Scoring by 5 min intervals:

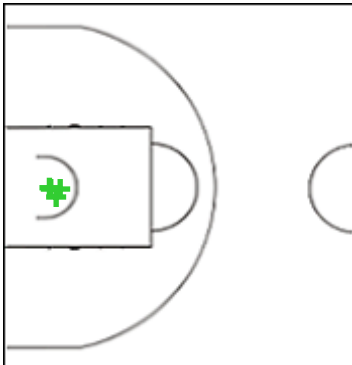
| | Q1 | | Q2 | | Q3 | | Q4 | |
|--------------|----|----|----|----|----|----|----|----|
| NINER | 11 | 18 | 27 | 45 | 60 | 73 | 81 | 87 |
| FCP | 15 | 24 | 37 | 51 | 58 | 65 | 75 | 94 |

NINER - Niners Chemnitz
33 LOCKHART Dominic


| | M / A | % |
|--------------------|-------|-----|
| Fied Goals | 1 / 2 | 50 |
| 2 Points | 1 / 1 | 100 |
| 3 Points | 0 / 1 | 0 |
| Free Throws | 1 / 2 | 50 |

35 FILIPOVITY Marko


| | M / A | % |
|--------------------|--------|-----|
| Fied Goals | 6 / 10 | 60 |
| 2 Points | 6 / 6 | 100 |
| 3 Points | 0 / 4 | 0 |
| Free Throws | 8 / 8 | 100 |

53 YEBO Kevin


| | M / A | % |
|--------------------|-------|-----|
| Fied Goals | 4 / 4 | 100 |
| 2 Points | 4 / 4 | 100 |
| 3 Points | 0 / 0 | 0 |
| Free Throws | 1 / 2 | 50 |

Shot Chart

NINER 87 vs 94 FCP

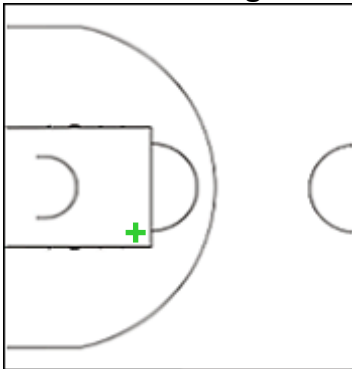
(18-24, 27-27, 28-14, 14-29)

Scoring by 5 min intervals:

| | Q1 | | Q2 | | Q3 | | Q4 | |
|--------------|----|----|----|----|----|----|----|----|
| NINER | 11 | 18 | 27 | 45 | 60 | 73 | 81 | 87 |
| FCP | 15 | 24 | 37 | 51 | 58 | 65 | 75 | 94 |

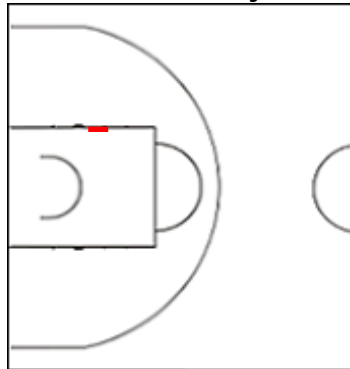
FCP - Futebol Clube do Porto

1 CARDOSO Miguel



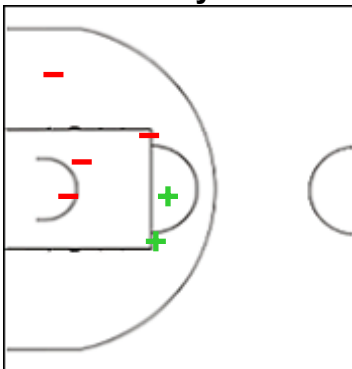
| | M / A | % |
|-------------|-------|-----|
| Fied Goals | 3 / 5 | 60 |
| 2 Points | 1 / 1 | 100 |
| 3 Points | 2 / 4 | 50 |
| Free Throws | 5 / 6 | 83 |

2 PURIFOY Danjel



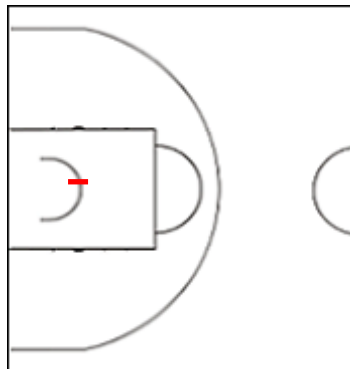
| | M / A | % |
|-------------|-------|---|
| Fied Goals | 0 / 2 | 0 |
| 2 Points | 0 / 1 | 0 |
| 3 Points | 0 / 1 | 0 |
| Free Throws | 0 / 0 | 0 |

5 MYERS Teyvon



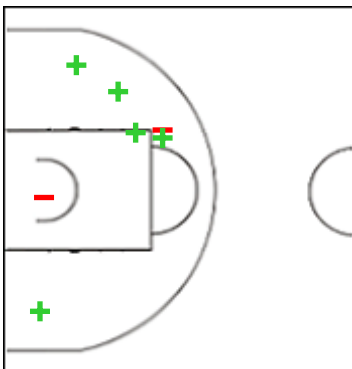
| | M / A | % |
|-------------|--------|----|
| Fied Goals | 3 / 11 | 27 |
| 2 Points | 2 / 6 | 33 |
| 3 Points | 1 / 5 | 20 |
| Free Throws | 2 / 3 | 67 |

7 GUERREIRO Joao



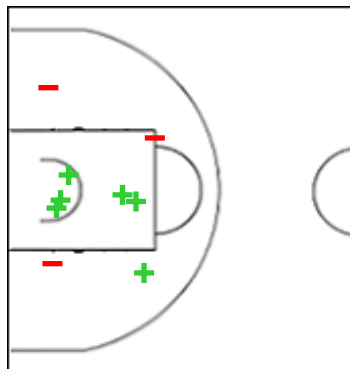
| | M / A | % |
|-------------|-------|----|
| Fied Goals | 3 / 6 | 50 |
| 2 Points | 0 / 1 | 0 |
| 3 Points | 3 / 5 | 60 |
| Free Throws | 0 / 0 | 0 |

10 LANDIS Max



| | M / A | % |
|-------------|--------|-----|
| Fied Goals | 8 / 16 | 50 |
| 2 Points | 5 / 7 | 71 |
| 3 Points | 3 / 9 | 33 |
| Free Throws | 4 / 4 | 100 |

14 CONKLIN Brian



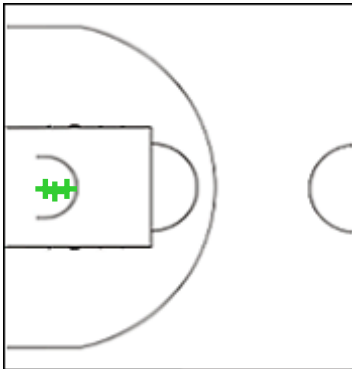
| | M / A | % |
|-------------|-------|----|
| Fied Goals | 6 / 9 | 67 |
| 2 Points | 6 / 9 | 67 |
| 3 Points | 0 / 0 | 0 |
| Free Throws | 3 / 5 | 60 |

Shot Chart
NINER 87 vs 94 FCP

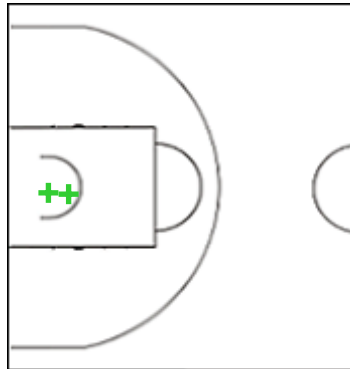
(18-24, 27-27, 28-14, 14-29)

Scoring by 5 min intervals:

| | Q1 | | Q2 | | Q3 | | Q4 | |
|--------------|----|----|----|----|----|----|----|----|
| NINER | 11 | 18 | 27 | 45 | 60 | 73 | 81 | 87 |
| FCP | 15 | 24 | 37 | 51 | 58 | 65 | 75 | 94 |

FCP - Futebol Clube do Porto
43 FINKE Michael


| | M / A | % |
|--------------------|-------|-----|
| Fied Goals | 3 / 4 | 75 |
| 2 Points | 3 / 3 | 100 |
| 3 Points | 0 / 1 | 0 |
| Free Throws | 0 / 0 | 0 |

90 KLOOF Charlon


| | M / A | % |
|--------------------|-------|-----|
| Fied Goals | 2 / 4 | 50 |
| 2 Points | 2 / 2 | 100 |
| 3 Points | 0 / 2 | 0 |
| Free Throws | 3 / 4 | 75 |

Shot Chart
NINER 87 vs 94 FCP

(18-24, 27-27, 28-14, 14-29)

Scoring by 5 min intervals:

| | Q1 | | Q2 | | Q3 | | Q4 | |
|--------------|----|----|----|----|----|----|----|----|
| NINER | 11 | 18 | 27 | 45 | 60 | 73 | 81 | 87 |
| FCP | 15 | 24 | 37 | 51 | 58 | 65 | 75 | 94 |

NINER - Niners Chemnitz
FCP - Futebol Clube do Porto


| | M / A | % |
|--------------------|---------|----|
| Fied Goals | 31 / 62 | 50 |
| 2 Points | 27 / 37 | 73 |
| 3 Points | 4 / 25 | 16 |
| Free Throws | 21 / 27 | 78 |

| % | M / A | |
|----|---------|--------------------|
| 50 | 32 / 64 | Fied Goals |
| 63 | 19 / 30 | 2 Points |
| 38 | 13 / 34 | 3 Points |
| 77 | 17 / 22 | Free Throws |