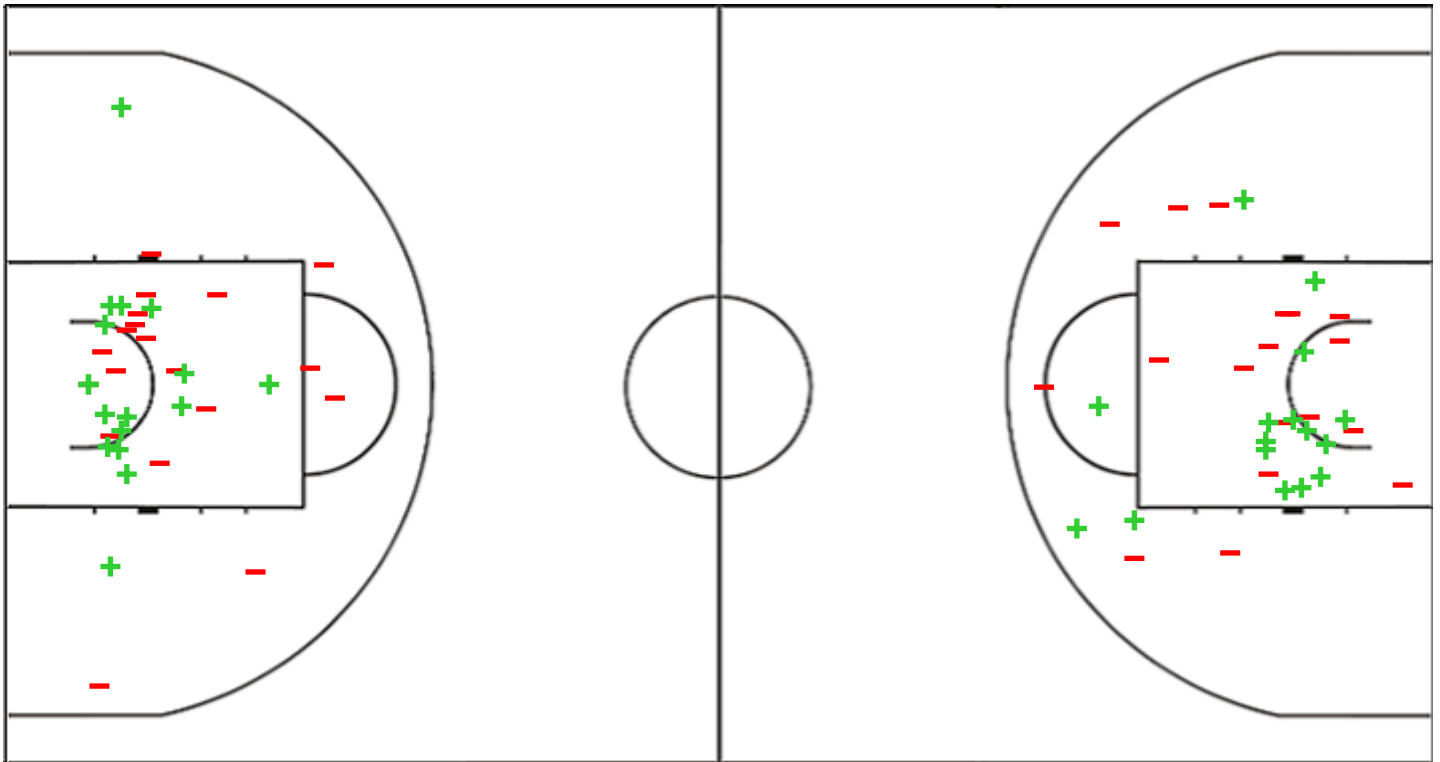


Shot Chart
NINER 93 vs 62 CRA

(22-16, 29-18, 26-17, 16-11)

Scoring by 5 min intervals:

	Q1		Q2		Q3		Q4	
NINER	11	22	32	51	67	77	86	93
SCM Univer	6	16	28	34	38	51	53	62

NINER - Niners Chemnitz
CRA - SCM Universitatea Craiova


NINER	M / A	%
Fied Goals	32 / 66	48
2 Points	17 / 36	47
3 Points	15 / 30	50
Free Throws	14 / 14	100

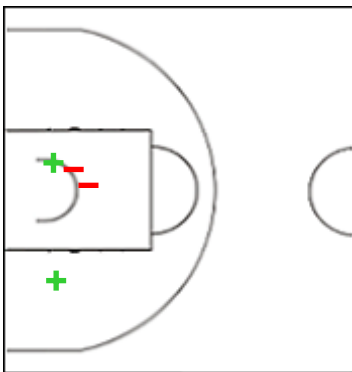
CRA	M / A	%
Fied Goals	22 / 52	42
2 Points	16 / 34	47
3 Points	6 / 18	33
Free Throws	12 / 14	86

Shot Chart
NINER 93 vs 62 CRA

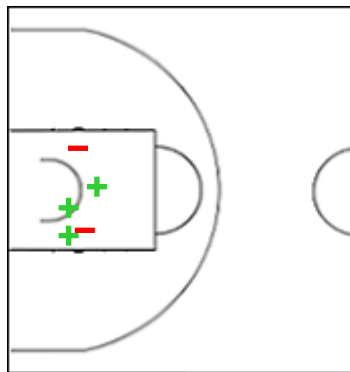
(22-16, 29-18, 26-17, 16-11)

Scoring by 5 min intervals:

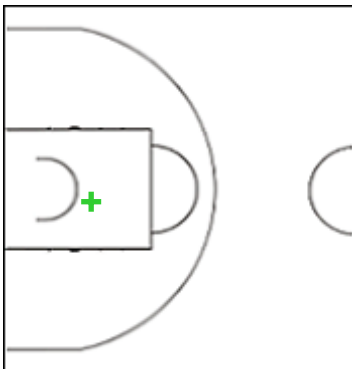
	Q1		Q2		Q3		Q4	
NINER	11	22	32	51	67	77	86	93
SCM	6	16	28	34	38	51	53	62
Univer								

NINER - Niners Chemnitz
1 UGUAK Aher


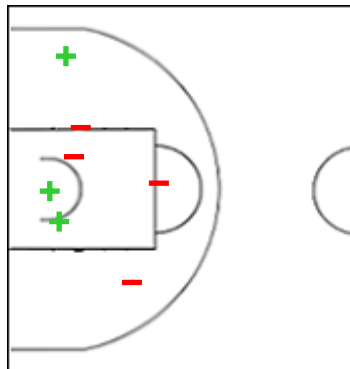
	M / A	%
Fied Goals	2 / 5	40
2 Points	2 / 4	50
3 Points	0 / 1	0
Free Throws	0 / 0	0

7 RICHTER Jonas


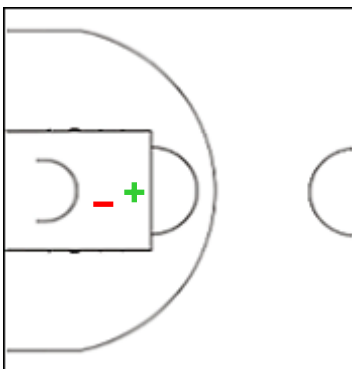
	M / A	%
Fied Goals	3 / 5	60
2 Points	3 / 5	60
3 Points	0 / 0	0
Free Throws	0 / 0	0

12 BINAPFL Kilian


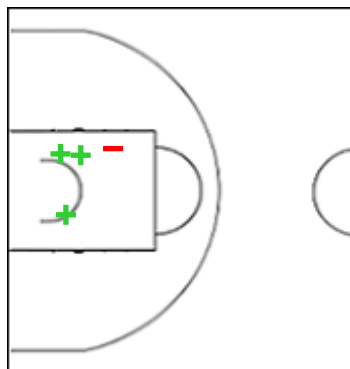
	M / A	%
Fied Goals	2 / 2	100
2 Points	1 / 1	100
3 Points	1 / 1	100
Free Throws	0 / 0	0

13 GEORGE Jason


	M / A	%
Fied Goals	3 / 10	30
2 Points	3 / 7	43
3 Points	0 / 3	0
Free Throws	1 / 1	100

15 CLARK Wes


	M / A	%
Fied Goals	5 / 9	56
2 Points	1 / 2	50
3 Points	4 / 7	57
Free Throws	2 / 2	100

24 VELICKA Arnas


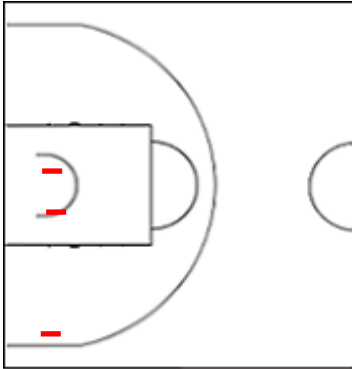
	M / A	%
Fied Goals	7 / 9	78
2 Points	3 / 4	75
3 Points	4 / 5	80
Free Throws	0 / 0	0

Shot Chart
NINER 93 vs 62 CRA

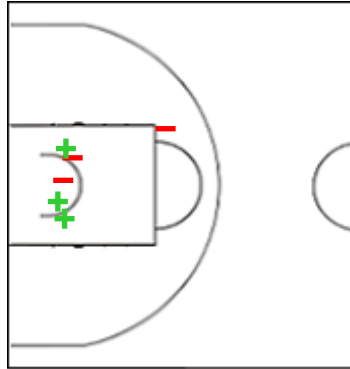
(22-16, 29-18, 26-17, 16-11)

Scoring by 5 min intervals:

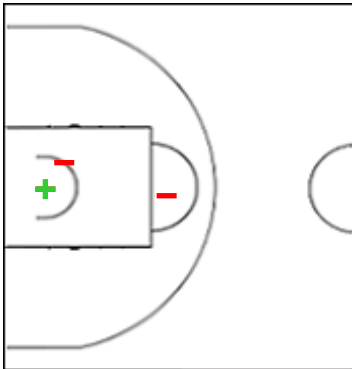
	Q1		Q2		Q3		Q4	
NINER	11	22	32	51	67	77	86	93
SCM Univer	6	16	28	34	38	51	53	62

NINER - Niners Chemnitz
29 SUSINSKAS Mindaugas


	M / A	%
Fied Goals	1 / 6	17
2 Points	0 / 3	0
3 Points	1 / 3	33
Free Throws	4 / 4	100

35 FILIPOVITY Marko


	M / A	%
Fied Goals	5 / 11	45
2 Points	3 / 6	50
3 Points	2 / 5	40
Free Throws	7 / 7	100

53 YEBO Kevin


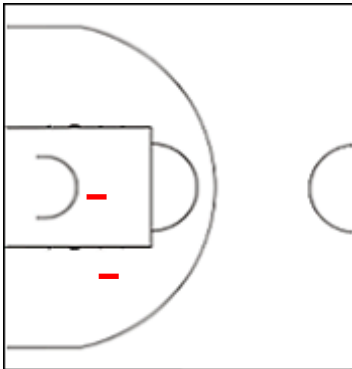
	M / A	%
Fied Goals	1 / 4	25
2 Points	1 / 4	25
3 Points	0 / 0	0
Free Throws	0 / 0	0

Shot Chart
NINER 93 vs 62 CRA

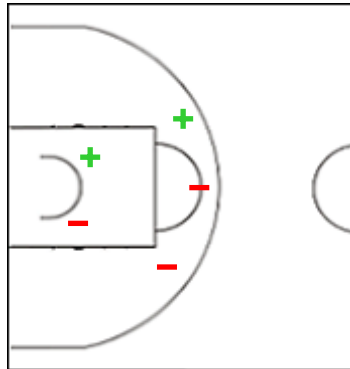
(22-16, 29-18, 26-17, 16-11)

Scoring by 5 min intervals:

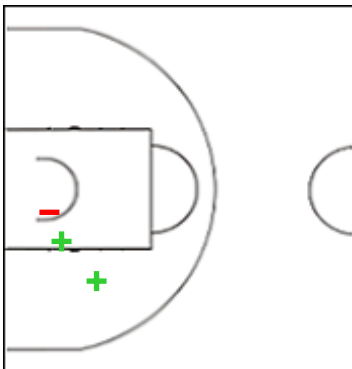
	Q1		Q2		Q3		Q4	
NINER	11	22	32	51	67	77	86	93
SCM Univer	6	16	28	34	38	51	53	62

CRA - SCM Universitatea Craiova
1 EDWARDS Cortez


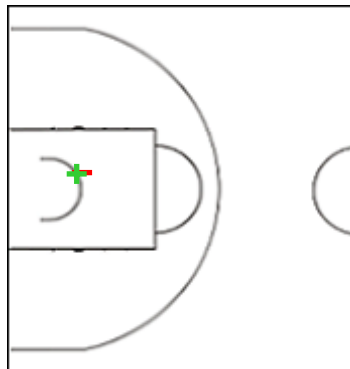
	M / A	%
Fied Goals	0 / 5	0
2 Points	0 / 2	0
3 Points	0 / 3	0
Free Throws	0 / 0	0

2 WATSON Giordan


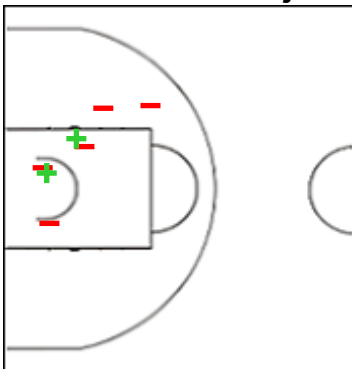
	M / A	%
Fied Goals	2 / 5	40
2 Points	2 / 5	40
3 Points	0 / 0	0
Free Throws	1 / 2	50

7 FLANNINGAN Demonte


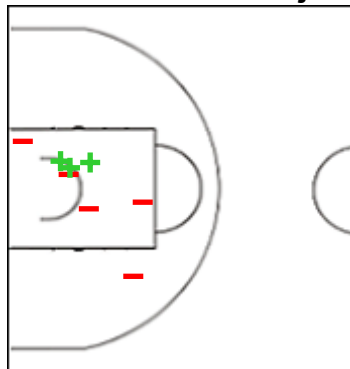
	M / A	%
Fied Goals	3 / 4	75
2 Points	2 / 3	67
3 Points	1 / 1	100
Free Throws	2 / 2	100

11 HOPKINS Shawn


	M / A	%
Fied Goals	2 / 5	40
2 Points	1 / 2	50
3 Points	1 / 3	33
Free Throws	0 / 1	0

22 MIJOVIC Milivoje


	M / A	%
Fied Goals	4 / 10	40
2 Points	2 / 7	29
3 Points	2 / 3	67
Free Throws	0 / 0	0

24 NIKOLIC Dimitrije


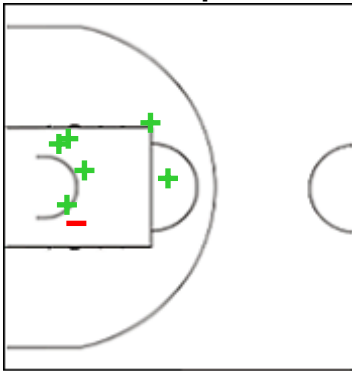
	M / A	%
Fied Goals	4 / 10	40
2 Points	3 / 8	38
3 Points	1 / 2	50
Free Throws	5 / 5	100

Shot Chart
NINER 93 vs 62 CRA

(22-16, 29-18, 26-17, 16-11)

Scoring by 5 min intervals:

	Q1		Q2		Q3		Q4	
NINER	11	22	32	51	67	77	86	93
SCM Univer	6	16	28	34	38	51	53	62

CRA - SCM Universitatea Craiova
31 PALMI Topias


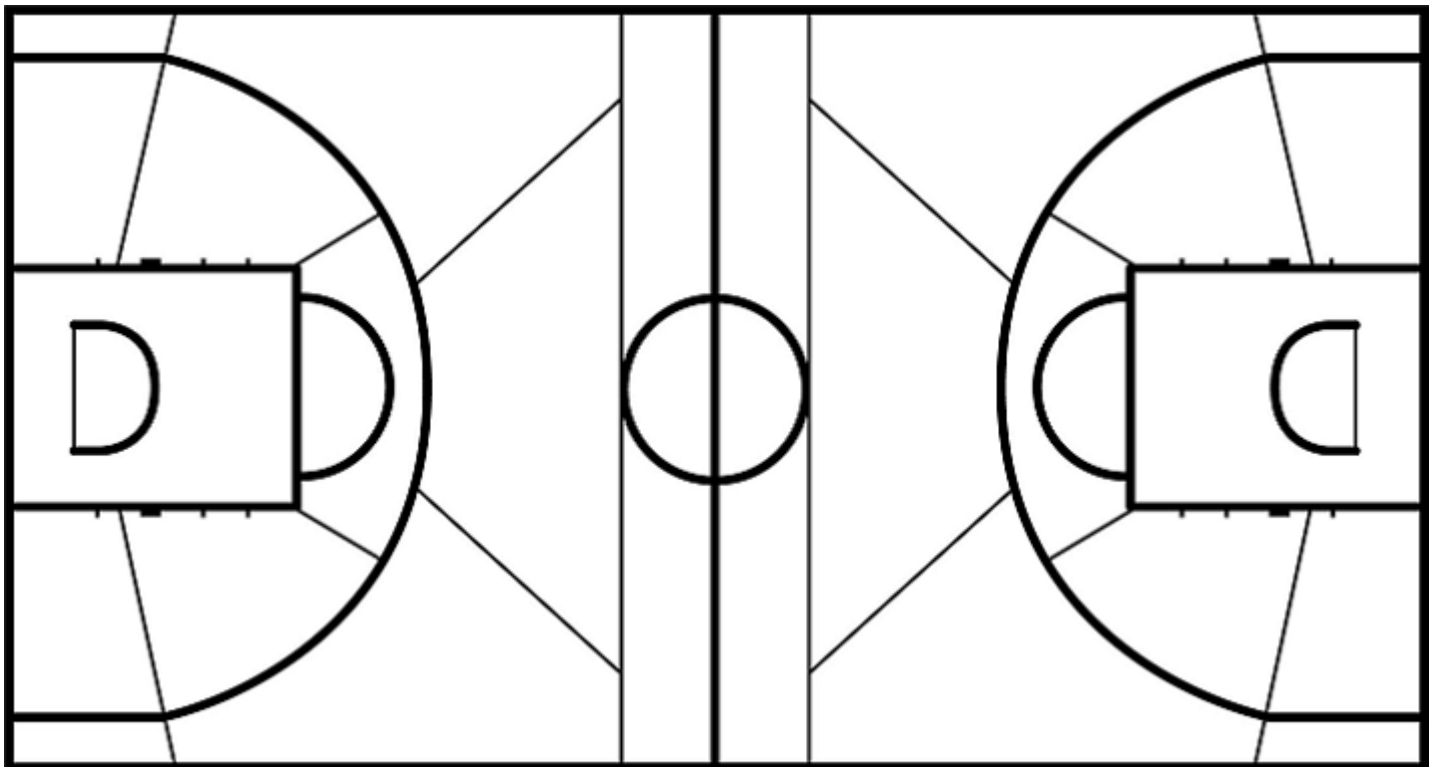
	M / A	%
Fied Goals	7 / 11	64
2 Points	6 / 7	86
3 Points	1 / 4	25
Free Throws	4 / 4	100

Shot Chart
NINER 93 vs 62 CRA

(22-16, 29-18, 26-17, 16-11)

Scoring by 5 min intervals:

	Q1		Q2		Q3		Q4	
NINER	11	22	32	51	67	77	86	93
SCM	6	16	28	34	38	51	53	62
Univer								

NINER - Niners Chemnitz
CRA - SCM Universitatea Craiova


	M / A	%
Fied Goals	32 / 66	48
2 Points	17 / 36	47
3 Points	15 / 30	50
Free Throws	14 / 14	100

%	M / A	
42	22 / 52	Fied Goals
47	16 / 34	2 Points
33	6 / 18	3 Points
86	12 / 14	Free Throws