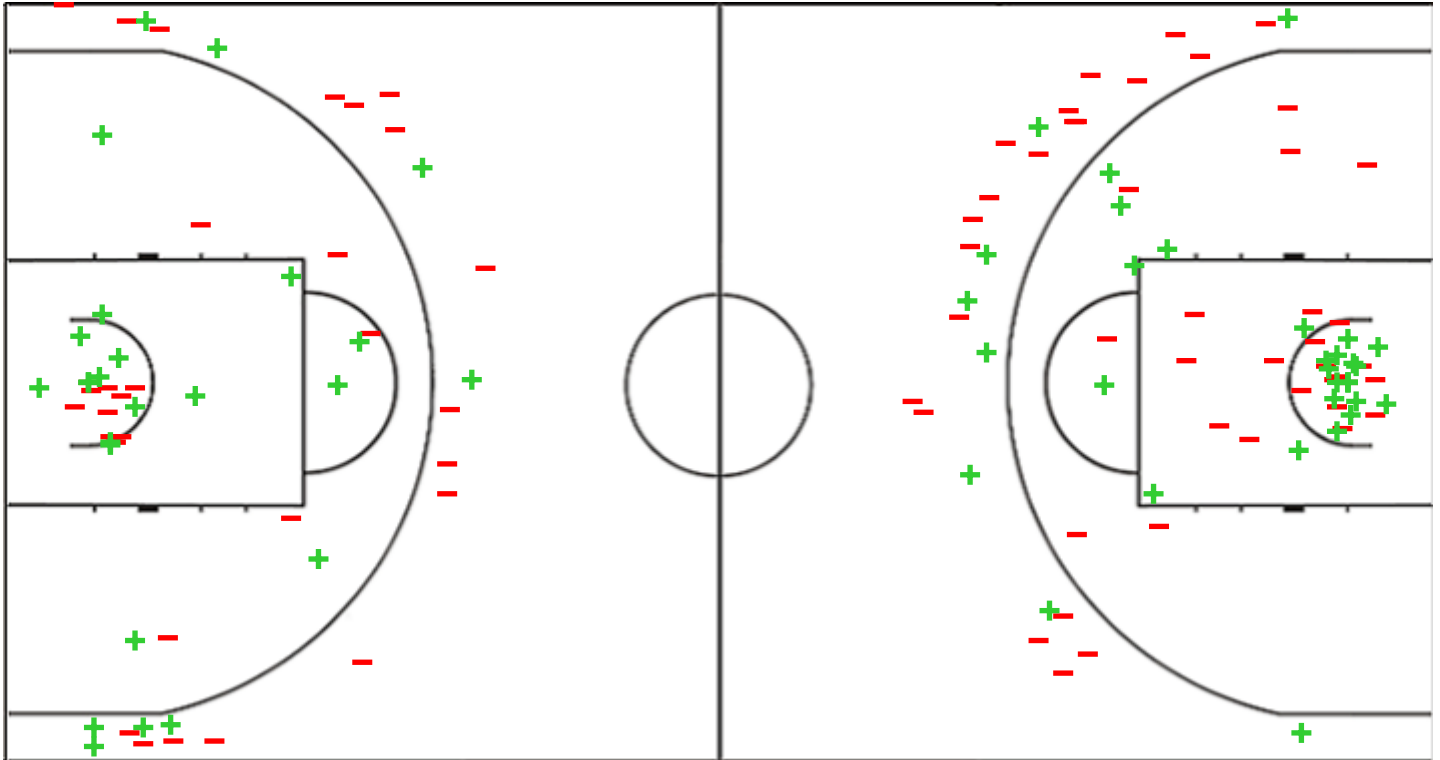


Shot Chart
FCP 74 vs 86 NINER

(23-24, 17-19, 13-23, 21-20)

Scoring by 5 min intervals:

| | Q1 | | Q2 | | Q3 | | Q4 | |
|--------------|----|----|----|----|----|----|----|----|
| FCP | 12 | 23 | 27 | 40 | 47 | 53 | 64 | 74 |
| NINER | 15 | 24 | 37 | 43 | 51 | 66 | 76 | 86 |

FCP - Futebol Clube do Porto
NINER - Niners Chemnitz


| FCP | M / A | % |
|--------------------|---------|----|
| Fied Goals | 26 / 57 | 46 |
| 2 Points | 18 / 33 | 55 |
| 3 Points | 8 / 24 | 33 |
| Free Throws | 14 / 21 | 67 |

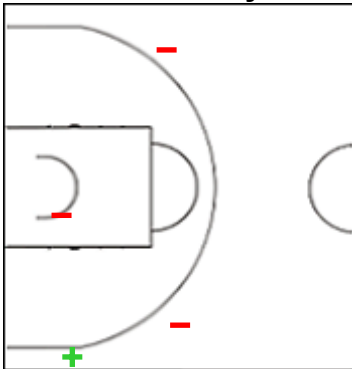
| % | M / A | NINER |
|----|---------|--------------------|
| 42 | 32 / 77 | Fied Goals |
| 49 | 24 / 49 | 2 Points |
| 29 | 8 / 28 | 3 Points |
| 82 | 14 / 17 | Free Throws |

Shot Chart
FCP 74 vs 86 NINER

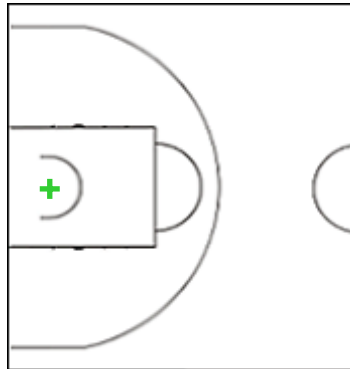
(23-24, 17-19, 13-23, 21-20)

Scoring by 5 min intervals:

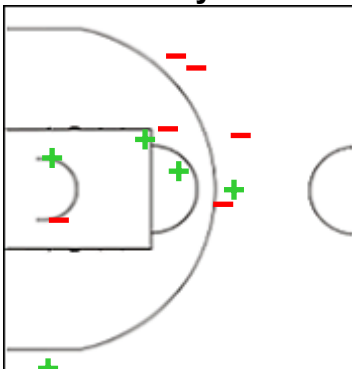
| | Q1 | | Q2 | | Q3 | | Q4 | |
|--------------|----|----|----|----|----|----|----|----|
| FCP | 12 | 23 | 27 | 40 | 47 | 53 | 64 | 74 |
| NINER | 15 | 24 | 37 | 43 | 51 | 66 | 76 | 86 |

FCP - Futebol Clube do Porto
3 VOYTSO Vladyslav


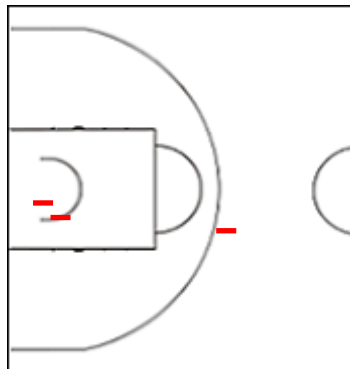
| | M / A | % |
|-------------|-------|-----|
| Fied Goals | 1 / 4 | 25 |
| 2 Points | 0 / 1 | 0 |
| 3 Points | 1 / 3 | 33 |
| Free Throws | 1 / 1 | 100 |

4 GOMES Keven


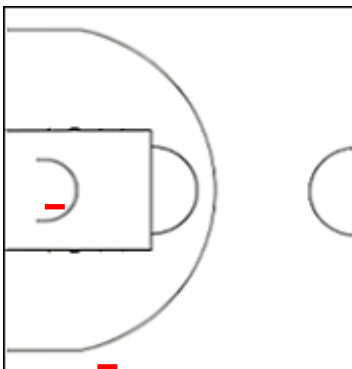
| | M / A | % |
|-------------|-------|-----|
| Fied Goals | 1 / 1 | 100 |
| 2 Points | 1 / 1 | 100 |
| 3 Points | 0 / 0 | 0 |
| Free Throws | 0 / 0 | 0 |

5 MYERS Teyvon


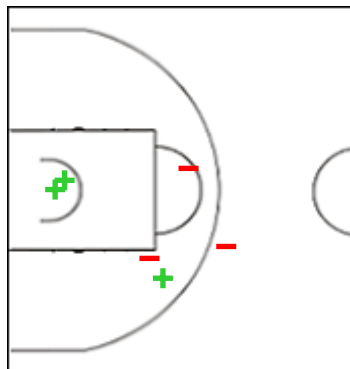
| | M / A | % |
|-------------|--------|----|
| Fied Goals | 5 / 11 | 45 |
| 2 Points | 3 / 5 | 60 |
| 3 Points | 2 / 6 | 33 |
| Free Throws | 2 / 4 | 50 |

6 AMARANTE Francisco


| | M / A | % |
|-------------|-------|----|
| Fied Goals | 0 / 3 | 0 |
| 2 Points | 0 / 2 | 0 |
| 3 Points | 0 / 1 | 0 |
| Free Throws | 3 / 4 | 75 |

7 GUERREIRO Joao


| | M / A | % |
|-------------|-------|-----|
| Fied Goals | 0 / 2 | 0 |
| 2 Points | 0 / 1 | 0 |
| 3 Points | 0 / 1 | 0 |
| Free Throws | 2 / 2 | 100 |

10 LANDIS Max


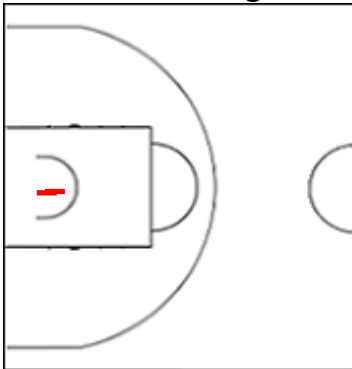
| | M / A | % |
|-------------|-------|-----|
| Fied Goals | 3 / 6 | 50 |
| 2 Points | 3 / 5 | 60 |
| 3 Points | 0 / 1 | 0 |
| Free Throws | 3 / 3 | 100 |

Shot Chart
FCP 74 vs 86 NINER

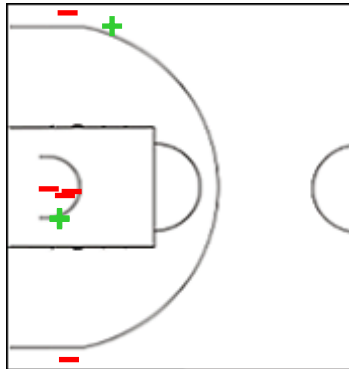
(23-24, 17-19, 13-23, 21-20)

Scoring by 5 min intervals:

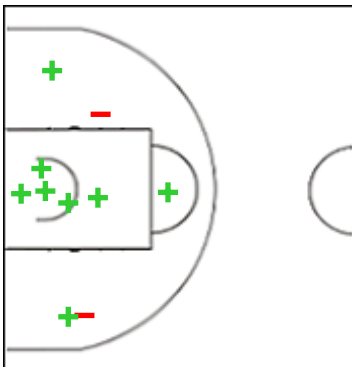
| | Q1 | | Q2 | | Q3 | | Q4 | |
|--------------|----|----|----|----|----|----|----|----|
| FCP | 12 | 23 | 27 | 40 | 47 | 53 | 64 | 74 |
| NINER | 15 | 24 | 37 | 43 | 51 | 66 | 76 | 86 |

FCP - Futebol Clube do Porto
11 QUEIROZ Miguel


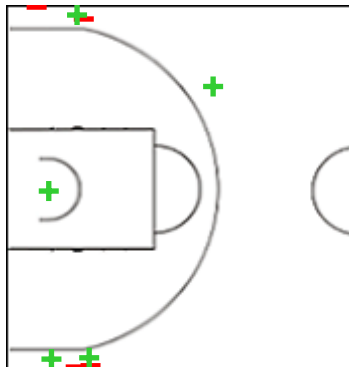
| | M / A | % |
|--------------------|-------|-----|
| Fied Goals | 0 / 2 | 0 |
| 2 Points | 0 / 2 | 0 |
| 3 Points | 0 / 0 | 0 |
| Free Throws | 2 / 2 | 100 |

13 CLARK Marvin


| | M / A | % |
|--------------------|-------|----|
| Fied Goals | 3 / 8 | 38 |
| 2 Points | 2 / 5 | 40 |
| 3 Points | 1 / 3 | 33 |
| Free Throws | 0 / 0 | 0 |

14 CONKLIN Brian


| | M / A | % |
|--------------------|--------|----|
| Fied Goals | 8 / 10 | 80 |
| 2 Points | 8 / 10 | 80 |
| 3 Points | 0 / 0 | 0 |
| Free Throws | 1 / 5 | 20 |

43 FINKE Michael


| | M / A | % |
|--------------------|-------|-----|
| Fied Goals | 5 / 9 | 56 |
| 2 Points | 1 / 1 | 100 |
| 3 Points | 4 / 8 | 50 |
| Free Throws | 0 / 0 | 0 |

Shot Chart

FCP 74 vs 86 NINER

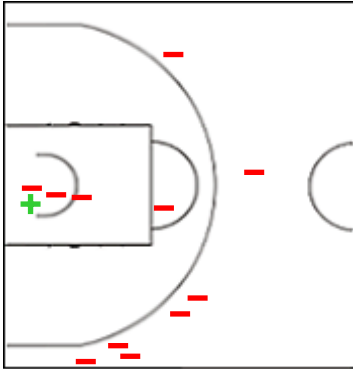
(23-24, 17-19, 13-23, 21-20)

Scoring by 5 min intervals:

| | Q1 | | Q2 | | Q3 | | Q4 | |
|--------------|----|----|----|----|----|----|----|----|
| FCP | 12 | 23 | 27 | 40 | 47 | 53 | 64 | 74 |
| NINER | 15 | 24 | 37 | 43 | 51 | 66 | 76 | 86 |

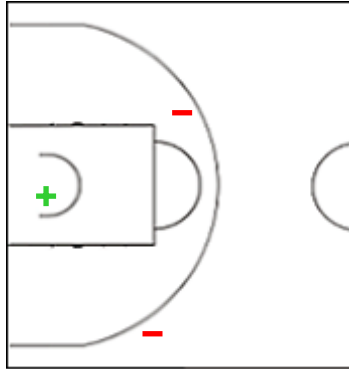
NINER - Niners Chemnitz

0 WEIDEMANN Nelson



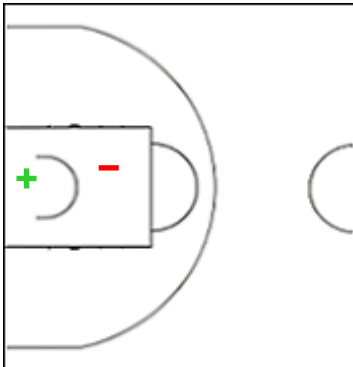
| | M / A | % |
|-------------|--------|----|
| Fied Goals | 1 / 12 | 8 |
| 2 Points | 1 / 5 | 20 |
| 3 Points | 0 / 7 | 0 |
| Free Throws | 0 / 0 | 0 |

1 UGUAK Aher



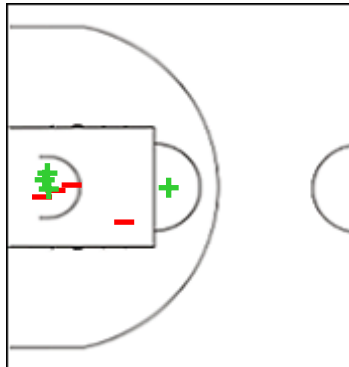
| | M / A | % |
|-------------|-------|----|
| Fied Goals | 1 / 3 | 33 |
| 2 Points | 1 / 2 | 50 |
| 3 Points | 0 / 1 | 0 |
| Free Throws | 0 / 0 | 0 |

7 RICHTER Jonas



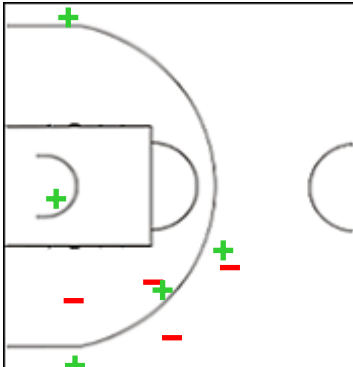
| | M / A | % |
|-------------|-------|-----|
| Fied Goals | 1 / 2 | 50 |
| 2 Points | 1 / 2 | 50 |
| 3 Points | 0 / 0 | 0 |
| Free Throws | 4 / 4 | 100 |

10 OSBORNE Malik James



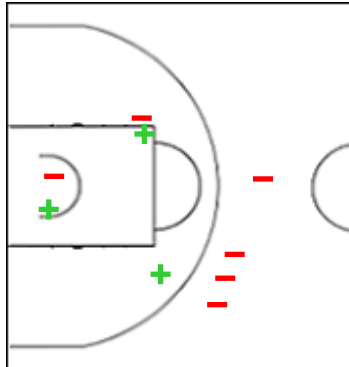
| | M / A | % |
|-------------|-------|-----|
| Fied Goals | 4 / 8 | 50 |
| 2 Points | 4 / 8 | 50 |
| 3 Points | 0 / 0 | 0 |
| Free Throws | 1 / 1 | 100 |

13 GEORGE Jason



| | M / A | % |
|-------------|-------|----|
| Fied Goals | 5 / 9 | 56 |
| 2 Points | 2 / 4 | 50 |
| 3 Points | 3 / 5 | 60 |
| Free Throws | 1 / 2 | 50 |

15 CLARK Wes



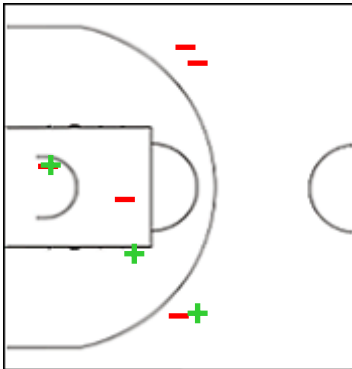
| | M / A | % |
|-------------|-------|----|
| Fied Goals | 3 / 9 | 33 |
| 2 Points | 3 / 5 | 60 |
| 3 Points | 0 / 4 | 0 |
| Free Throws | 0 / 0 | 0 |

Shot Chart
FCP 74 vs 86 NINER

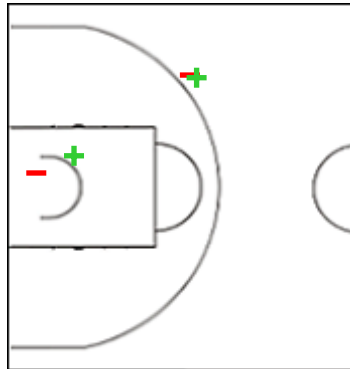
(23-24, 17-19, 13-23, 21-20)

Scoring by 5 min intervals:

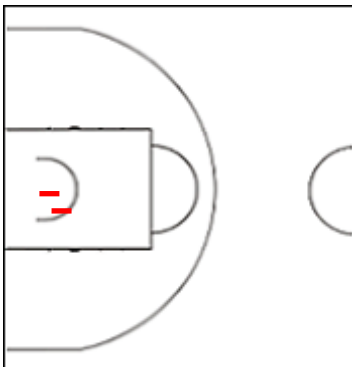
| | Q1 | | Q2 | | Q3 | | Q4 | |
|--------------|----|----|----|----|----|----|----|----|
| FCP | 12 | 23 | 27 | 40 | 47 | 53 | 64 | 74 |
| NINER | 15 | 24 | 37 | 43 | 51 | 66 | 76 | 86 |

NINER - Niners Chemnitz
24 VELICKA Arnas


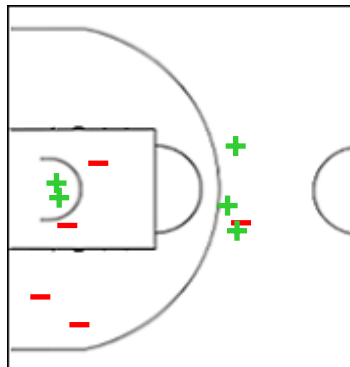
| | M / A | % |
|--------------------|-------|-----|
| Fied Goals | 3 / 8 | 38 |
| 2 Points | 2 / 4 | 50 |
| 3 Points | 1 / 4 | 25 |
| Free Throws | 4 / 4 | 100 |

29 SUSINSKAS Mindaugas


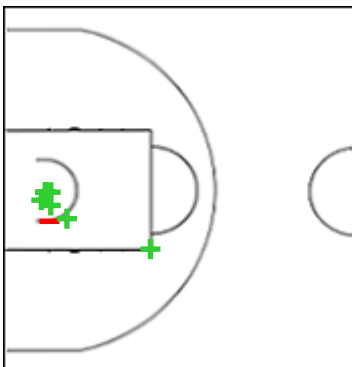
| | M / A | % |
|--------------------|-------|----|
| Fied Goals | 2 / 4 | 50 |
| 2 Points | 1 / 2 | 50 |
| 3 Points | 1 / 2 | 50 |
| Free Throws | 0 / 0 | 0 |

33 LOCKHART Dominic


| | M / A | % |
|--------------------|-------|---|
| Fied Goals | 0 / 2 | 0 |
| 2 Points | 0 / 2 | 0 |
| 3 Points | 0 / 0 | 0 |
| Free Throws | 0 / 0 | 0 |

35 FILIPOVITY Marko


| | M / A | % |
|--------------------|--------|-----|
| Fied Goals | 5 / 10 | 50 |
| 2 Points | 2 / 6 | 33 |
| 3 Points | 3 / 4 | 75 |
| Free Throws | 2 / 2 | 100 |

53 YEBO Kevin


| | M / A | % |
|--------------------|-------|----|
| Fied Goals | 7 / 9 | 78 |
| 2 Points | 7 / 9 | 78 |
| 3 Points | 0 / 0 | 0 |
| Free Throws | 2 / 4 | 50 |

Shot Chart
FCP 74 vs 86 NINER

(23-24, 17-19, 13-23, 21-20)

Scoring by 5 min intervals:

| | Q1 | | Q2 | | Q3 | | Q4 | |
|--------------|----|----|----|----|----|----|----|----|
| FCP | 12 | 23 | 27 | 40 | 47 | 53 | 64 | 74 |
| NINER | 15 | 24 | 37 | 43 | 51 | 66 | 76 | 86 |

FCP - Futebol Clube do Porto
NINER - Niners Chemnitz


| | M / A | % |
|--------------------|---------|----|
| Fied Goals | 26 / 57 | 46 |
| 2 Points | 18 / 33 | 55 |
| 3 Points | 8 / 24 | 33 |
| Free Throws | 14 / 21 | 67 |

| % | M / A | |
|----|---------|--------------------|
| 42 | 32 / 77 | Fied Goals |
| 49 | 24 / 49 | 2 Points |
| 29 | 8 / 28 | 3 Points |
| 82 | 14 / 17 | Free Throws |