

Shot Chart

THA 69 vs 75 GUM

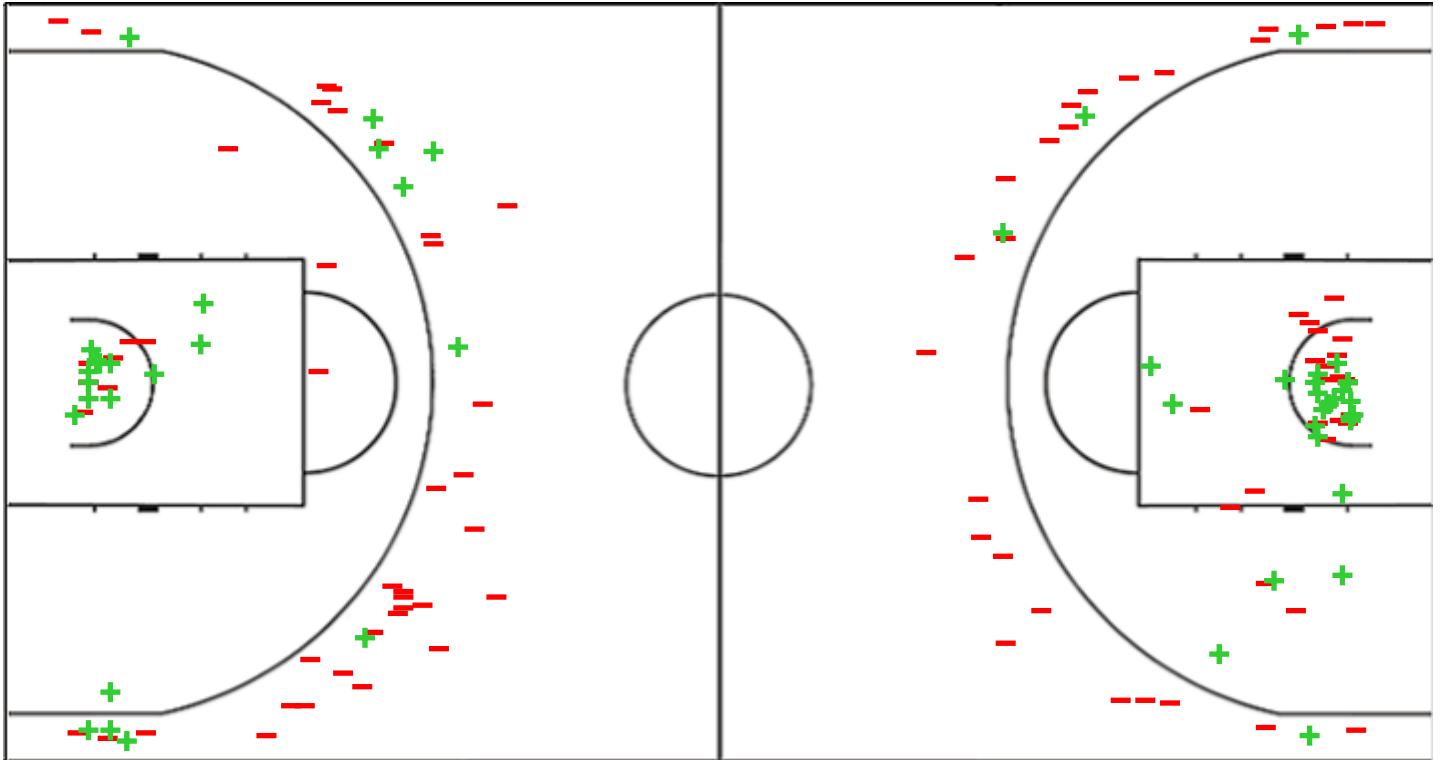
(17-17, 21-21, 14-13, 17-24)

Scoring by 5 min intervals:

	Q1		Q2		Q3		Q4	
THA	10	17	25	38	46	52	62	69
GUM	6	17	28	38	43	51	62	75

THA - Thailand

GUM - Guam



THA	M / A	%
Fied Goals	24 / 67	36
2 Points	14 / 25	56
3 Points	10 / 42	24
Free Throws	11 / 15	73

%	M / A	GUM
38	30 / 79	Fied Goals
52	26 / 50	2 Points
14	4 / 29	3 Points
58	11 / 19	Free Throws

Shot Chart

THA 69 vs 75 GUM

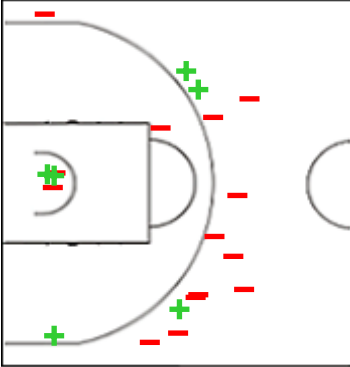
(17-17, 21-21, 14-13, 17-24)

Scoring by 5 min intervals:

	Q1		Q2		Q3		Q4	
THA	10	17	25	38	46	52	62	69
GUM	6	17	28	38	43	51	62	75

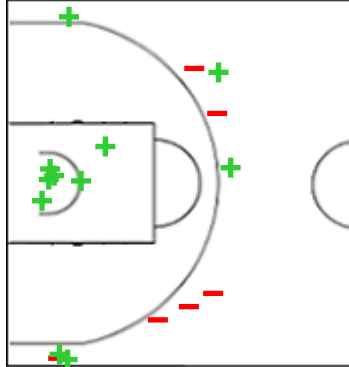
THA - Thailand

1 LAMB Tyler Randall



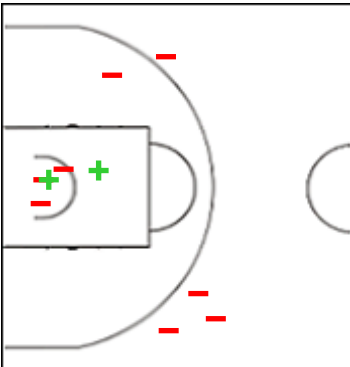
	M / A	%
Fied Goals	6 / 20	30
2 Points	3 / 6	50
3 Points	3 / 14	21
Free Throws	3 / 4	75

3 LISH Frederick Lee Jones



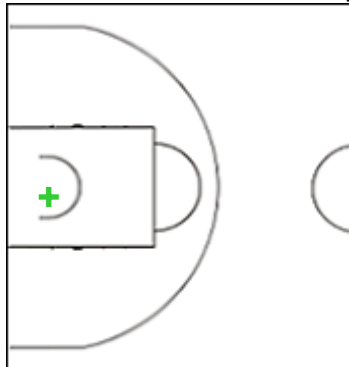
	M / A	%
Fied Goals	11 / 17	65
2 Points	6 / 6	100
3 Points	5 / 11	45
Free Throws	2 / 2	100

11 MORGAN Moses



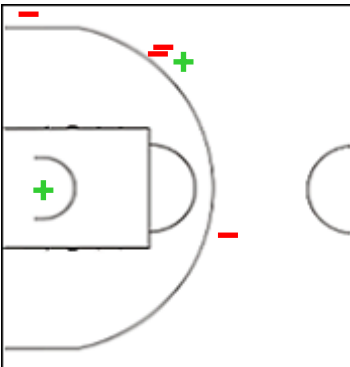
	M / A	%
Fied Goals	2 / 10	20
2 Points	2 / 6	33
3 Points	0 / 4	0
Free Throws	4 / 4	100

14 BOONSERM Naratip



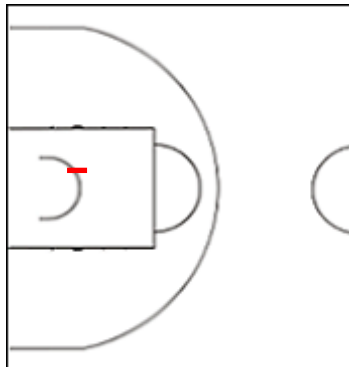
	M / A	%
Fied Goals	1 / 1	100
2 Points	1 / 1	100
3 Points	0 / 0	0
Free Throws	0 / 0	0

18 JAISANUK Nakorn



	M / A	%
Fied Goals	2 / 6	33
2 Points	1 / 1	100
3 Points	1 / 5	20
Free Throws	0 / 0	0

25 KLAEWNARONG Anasawee



	M / A	%
Fied Goals	0 / 1	0
2 Points	0 / 1	0
3 Points	0 / 0	0
Free Throws	0 / 0	0

Shot Chart

THA 69 vs 75 GUM

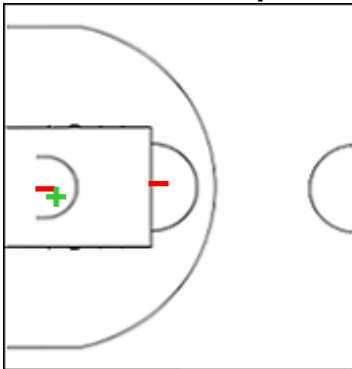
(17-17, 21-21, 14-13, 17-24)

Scoring by 5 min intervals:

	Q1		Q2		Q3		Q4	
THA	10	17	25	38	46	52	62	69
GUM	6	17	28	38	43	51	62	75

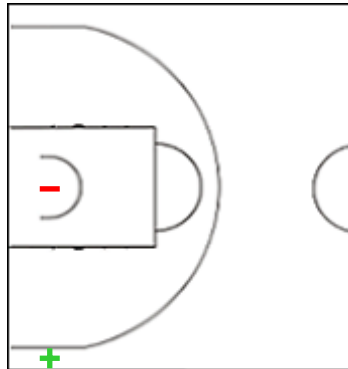
THA - Thailand

36 KLAHAN Patiphan



	M / A	%
Fied Goals	1 / 3	33
2 Points	1 / 3	33
3 Points	0 / 0	0
Free Throws	1 / 3	33

38 PHUANGLA Arnat



	M / A	%
Fied Goals	1 / 2	50
2 Points	0 / 1	0
3 Points	1 / 1	100
Free Throws	0 / 0	0

Shot Chart

THA 69 vs 75 GUM

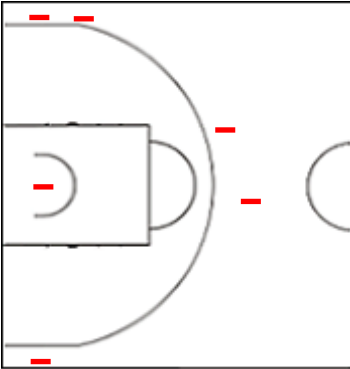
(17-17, 21-21, 14-13, 17-24)

Scoring by 5 min intervals:

	Q1		Q2		Q3		Q4	
THA	10	17	25	38	46	52	62	69
GUM	6	17	28	38	43	51	62	75

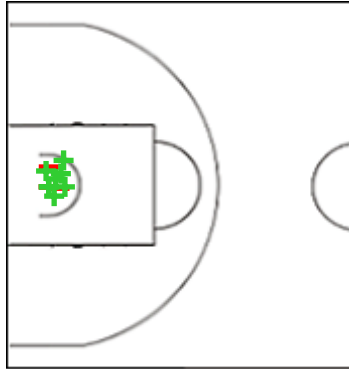
GUM - Guam

3 JOHNSON JR Mark



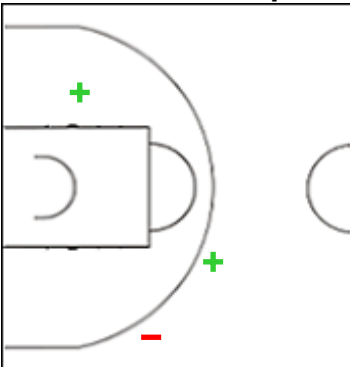
	M / A	%
Fied Goals	0 / 6	0
2 Points	0 / 1	0
3 Points	0 / 5	0
Free Throws	0 / 0	0

5 GALLOWAY Jonathan



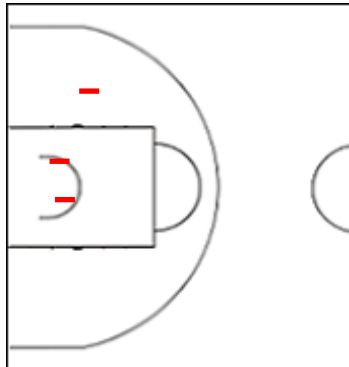
	M / A	%
Fied Goals	8 / 12	67
2 Points	8 / 12	67
3 Points	0 / 0	0
Free Throws	6 / 8	75

12 BLAS JR Joseph



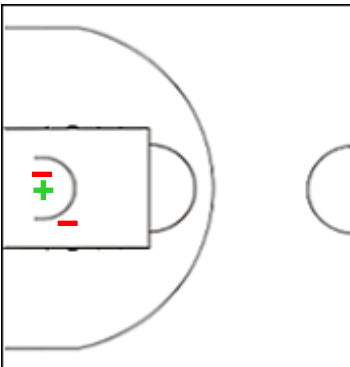
	M / A	%
Fied Goals	2 / 3	67
2 Points	1 / 1	100
3 Points	1 / 2	50
Free Throws	0 / 0	0

22 HECHANOVA Daren



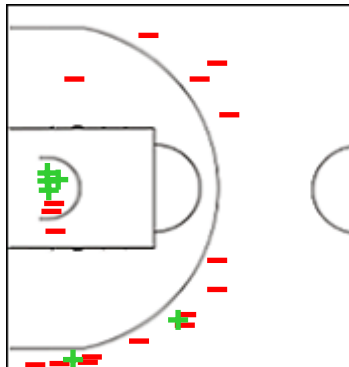
	M / A	%
Fied Goals	0 / 3	0
2 Points	0 / 3	0
3 Points	0 / 0	0
Free Throws	0 / 2	0

24 BORJA II Ben



	M / A	%
Fied Goals	1 / 3	33
2 Points	1 / 3	33
3 Points	0 / 0	0
Free Throws	0 / 0	0

33 ROSS JR Earnest



	M / A	%
Fied Goals	6 / 23	26
2 Points	4 / 8	50
3 Points	2 / 15	13
Free Throws	2 / 5	40

Shot Chart

THA 69 vs 75 GUM

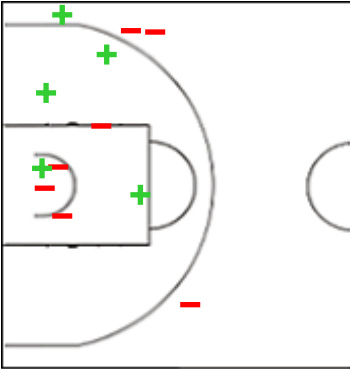
(17-17, 21-21, 14-13, 17-24)

Scoring by 5 min intervals:

	Q1		Q2		Q3		Q4	
THA	10	17	25	38	46	52	62	69
GUM	6	17	28	38	43	51	62	75

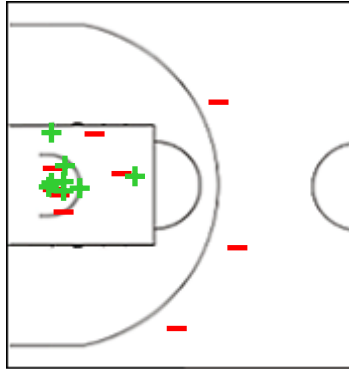
GUM - Guam

39 CRUZ Jericho



	M / A	%
Fied Goals	5 / 12	42
2 Points	4 / 8	50
3 Points	1 / 4	25
Free Throws	2 / 2	100

42 WESLEY Tai



	M / A	%
Fied Goals	8 / 17	47
2 Points	8 / 14	57
3 Points	0 / 3	0
Free Throws	1 / 2	50

Shot Chart

THA 69 vs 75 GUM

(17-17, 21-21, 14-13, 17-24)

Scoring by 5 min intervals:

	Q1		Q2		Q3		Q4	
THA	10	17	25	38	46	52	62	69
GUM	6	17	28	38	43	51	62	75

THA - Thailand

GUM - Guam



	M / A	%
Fied Goals	24 / 67	36
2 Points	14 / 25	56
3 Points	10 / 42	24
Free Throws	11 / 15	73

%	M / A	
38	30 / 79	Fied Goals
52	26 / 50	2 Points
14	4 / 29	3 Points
58	11 / 19	Free Throws