



Shot Chart

CPV 79 vs 71 NGR

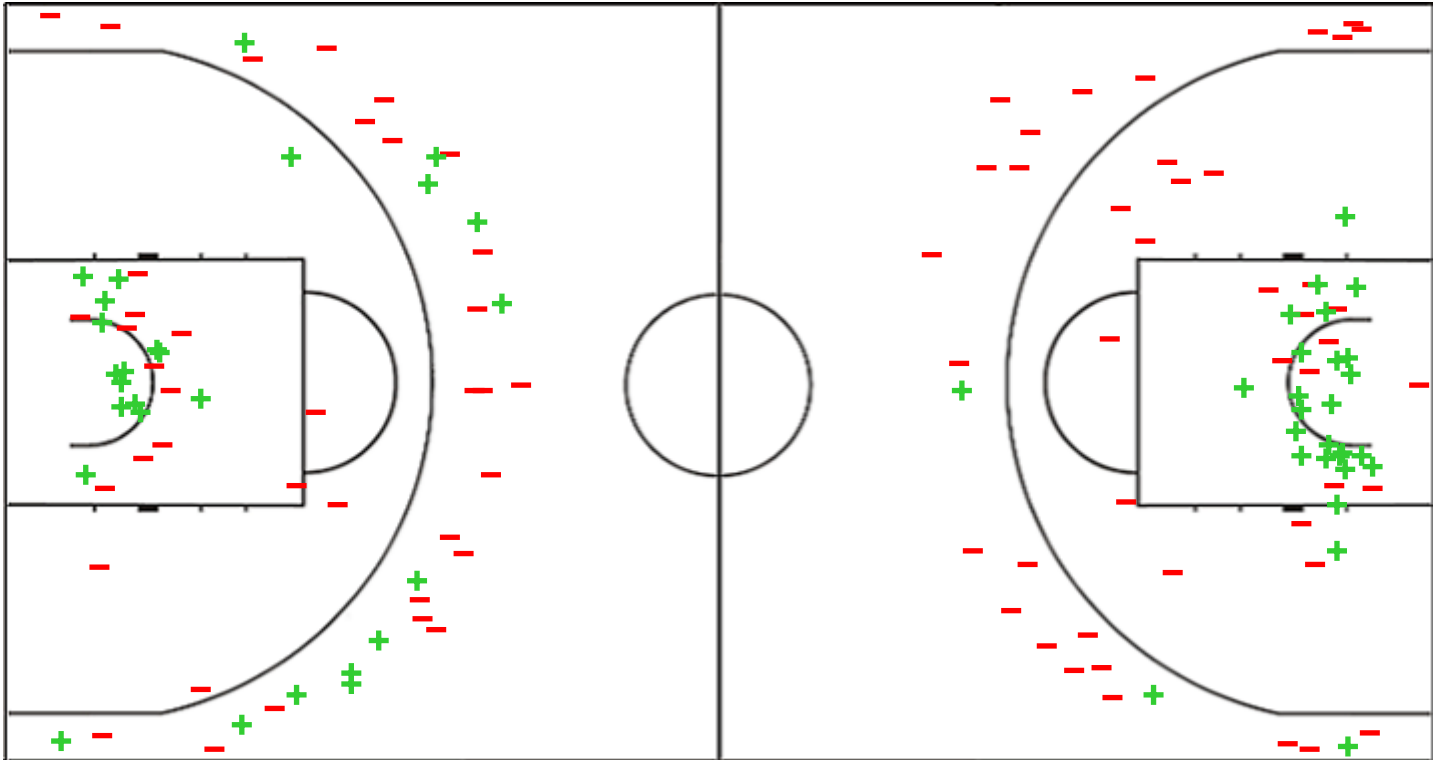
(18-20, 16-15, 17-20, 28-16)

Scoring by 5 min intervals:

	Q1		Q2		Q3		Q4	
CPV	11	18	28	34	47	51	62	79
NGR	11	20	29	35	40	55	64	71

CPV - Cape Verde

NGR - Nigeria



CPV	M / A	%
Fied Goals	27 / 64	42
2 Points	15 / 30	50
3 Points	12 / 34	35
Free Throws	13 / 18	72

%	M / A	NGR
39	27 / 70	Fied Goals
55	24 / 44	2 Points
12	3 / 26	3 Points
82	14 / 17	Free Throws

GLOBAL PARTNERS





Shot Chart

CPV 79 vs 71 NGR

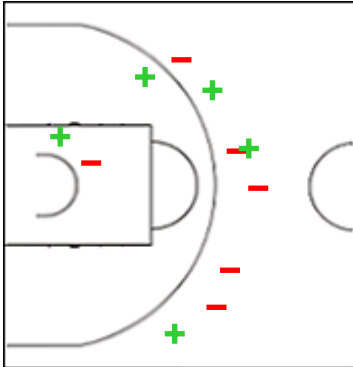
(18-20, 16-15, 17-20, 28-16)

Scoring by 5 min intervals:

	Q1		Q2		Q3		Q4	
CPV	11	18	28	34	47	51	62	79
NGR	11	20	29	35	40	55	64	71

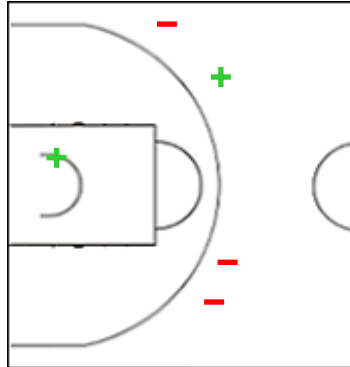
CPV - Cape Verde

4 NUNES XAVIER Jeffrey



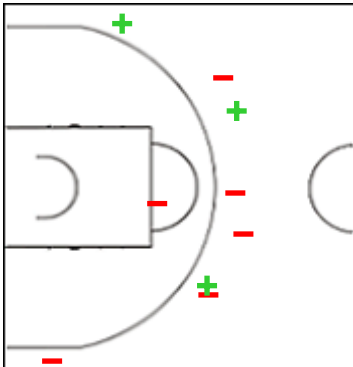
	M / A	%
Fied Goals	5 / 11	45
2 Points	2 / 3	67
3 Points	3 / 8	38
Free Throws	1 / 2	50

5 DA ROSA Shane



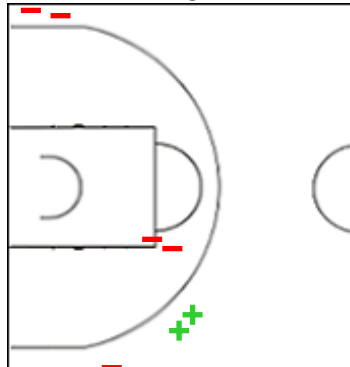
	M / A	%
Fied Goals	2 / 5	40
2 Points	1 / 1	100
3 Points	1 / 4	25
Free Throws	0 / 0	0

6 ALMEIDA Ivan



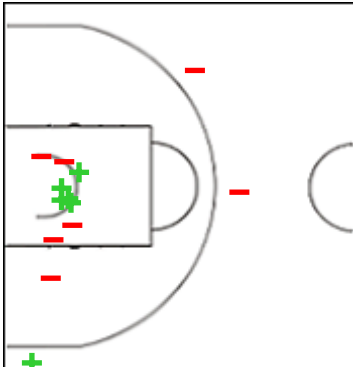
	M / A	%
Fied Goals	3 / 9	33
2 Points	0 / 1	0
3 Points	3 / 8	38
Free Throws	4 / 4	100

7 MENDONÇA Fidel



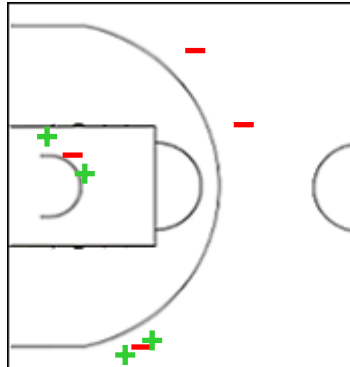
	M / A	%
Fied Goals	2 / 7	29
2 Points	0 / 2	0
3 Points	2 / 5	40
Free Throws	0 / 0	0

8 CORREIA Anderson



	M / A	%
Fied Goals	6 / 13	46
2 Points	5 / 10	50
3 Points	1 / 3	33
Free Throws	2 / 2	100

9 ALMEIDA Joel



	M / A	%
Fied Goals	4 / 8	50
2 Points	2 / 3	67
3 Points	2 / 5	40
Free Throws	4 / 6	67

GLOBAL PARTNERS





Shot Chart

CPV 79 vs 71 NGR

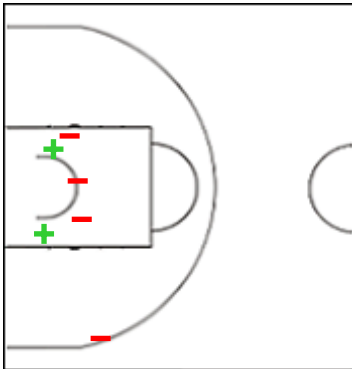
(18-20, 16-15, 17-20, 28-16)

Scoring by 5 min intervals:

	Q1		Q2		Q3		Q4	
CPV	11	18	28	34	47	51	62	79
NGR	11	20	29	35	40	55	64	71

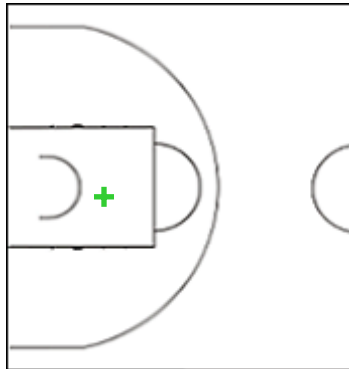
CPV - Cape Verde

10 MENDES Kenneti



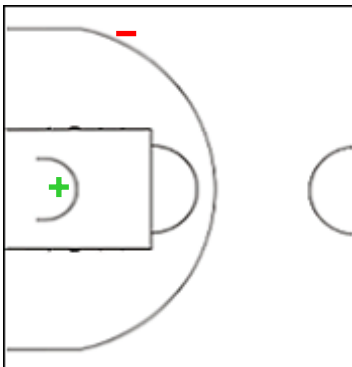
	M / A	%
Fied Goals	2 / 6	33
2 Points	2 / 6	33
3 Points	0 / 0	0
Free Throws	0 / 0	0

12 LOPES Amarilson



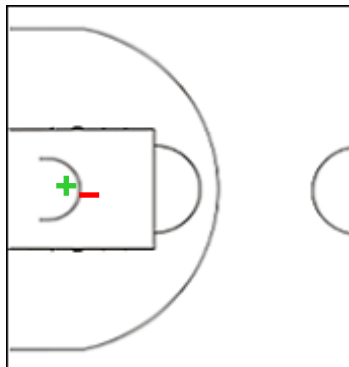
	M / A	%
Fied Goals	1 / 1	100
2 Points	1 / 1	100
3 Points	0 / 0	0
Free Throws	0 / 0	0

14 LOPES MARQUES Ailton



	M / A	%
Fied Goals	1 / 2	50
2 Points	1 / 1	100
3 Points	0 / 1	0
Free Throws	2 / 4	50

16 GOMES Keven



	M / A	%
Fied Goals	1 / 2	50
2 Points	1 / 2	50
3 Points	0 / 0	0
Free Throws	0 / 0	0

GLOBAL PARTNERS





Shot Chart

CPV 79 vs 71 NGR

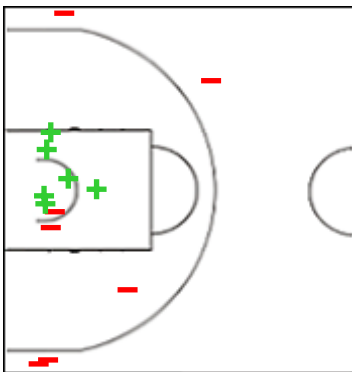
(18-20, 16-15, 17-20, 28-16)

Scoring by 5 min intervals:

	Q1		Q2		Q3		Q4	
CPV	11	18	28	34	47	51	62	79
NGR	11	20	29	35	40	55	64	71

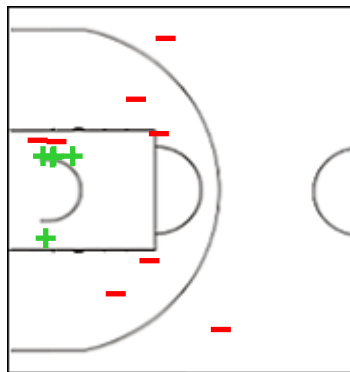
NGR - Nigeria

2 OMOERAH Keith



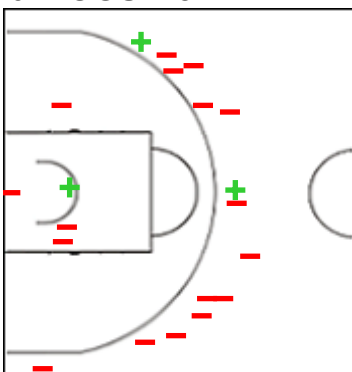
	M / A	%
Fied Goals	6 / 13	46
2 Points	6 / 9	67
3 Points	0 / 4	0
Free Throws	1 / 1	100

4 UZOH Ben



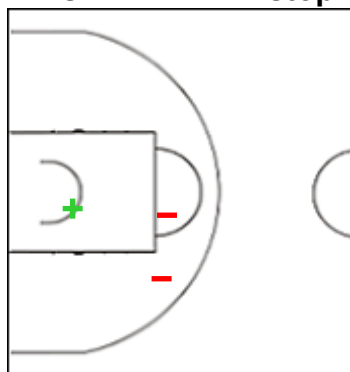
	M / A	%
Fied Goals	5 / 13	38
2 Points	5 / 11	45
3 Points	0 / 2	0
Free Throws	1 / 2	50

6 DIOGU Ike



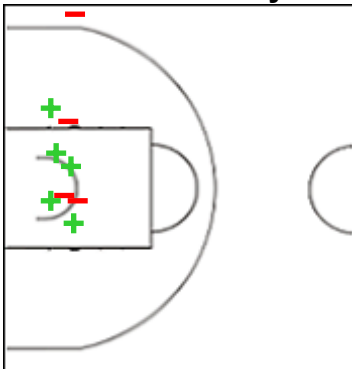
	M / A	%
Fied Goals	3 / 20	15
2 Points	1 / 5	20
3 Points	2 / 15	13
Free Throws	5 / 6	83

12 OBEKPA Christopher



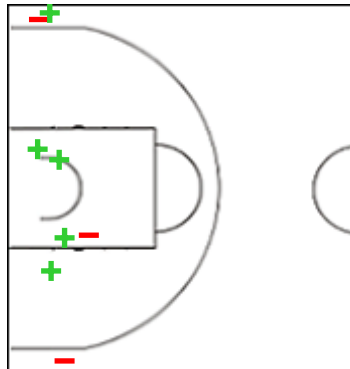
	M / A	%
Fied Goals	1 / 3	33
2 Points	1 / 3	33
3 Points	0 / 0	0
Free Throws	4 / 4	100

14 EDOGI Tarekeyi Andrew



	M / A	%
Fied Goals	5 / 9	56
2 Points	5 / 8	63
3 Points	0 / 1	0
Free Throws	0 / 0	0

32 EGEKEZE Amanze



	M / A	%
Fied Goals	5 / 8	63
2 Points	4 / 5	80
3 Points	1 / 3	33
Free Throws	1 / 2	50

GLOBAL PARTNERS





Shot Chart

CPV 79 vs 71 NGR

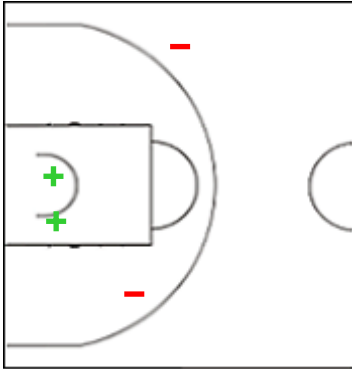
(18-20, 16-15, 17-20, 28-16)

Scoring by 5 min intervals:

	Q1		Q2		Q3		Q4	
CPV	11	18	28	34	47	51	62	79
NGR	11	20	29	35	40	55	64	71

NGR - Nigeria

34 ONYENSO Ugonna Kingsley



	M / A	%
Fied Goals	2 / 4	50
2 Points	2 / 3	67
3 Points	0 / 1	0
Free Throws	0 / 0	0

GLOBAL PARTNERS





Shot Chart

CPV 79 vs 71 NGR

(18-20, 16-15, 17-20, 28-16)

Scoring by 5 min intervals:

	Q1		Q2		Q3		Q4	
CPV	11	18	28	34	47	51	62	79
NGR	11	20	29	35	40	55	64	71

CPV - Cape Verde

NGR - Nigeria



	M / A	%
Fied Goals	27 / 64	42
2 Points	15 / 30	50
3 Points	12 / 34	35
Free Throws	13 / 18	72

%	M / A	
39	27 / 70	Fied Goals
55	24 / 44	2 Points
12	3 / 26	3 Points
82	14 / 17	Free Throws

GLOBAL PARTNERS

