



Shot Chart

TUN 65 vs 51 RWA

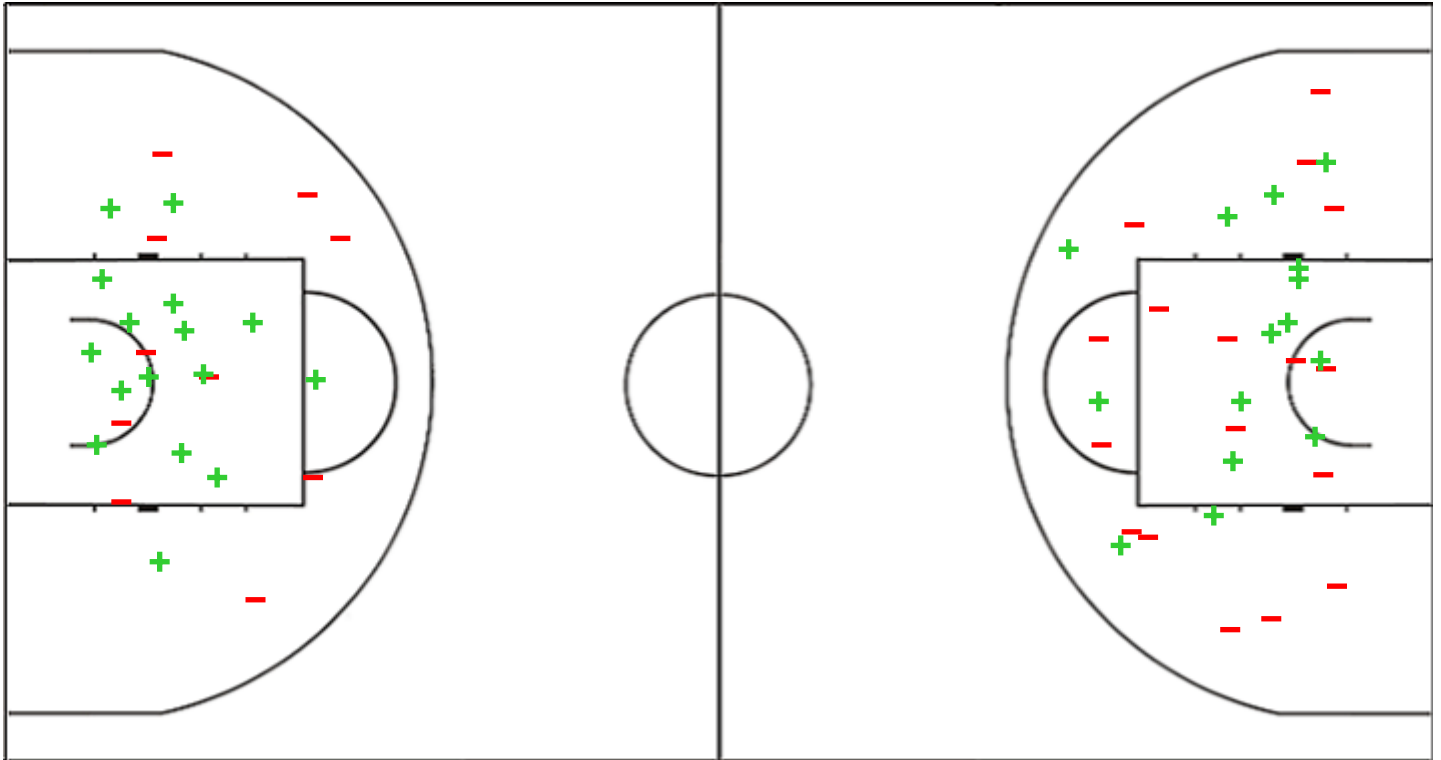
(22-16, 16-9, 16-10, 11-16)

Scoring by 5 min intervals:

| | Q1 | | Q2 | | Q3 | | Q4 | |
|-----|----|----|----|----|----|----|----|----|
| TUN | 11 | 22 | 29 | 38 | 44 | 54 | 57 | 65 |
| RWA | 9 | 16 | 20 | 25 | 33 | 35 | 43 | 51 |

TUN - Tunisia

RWA - Rwanda



| TUN | M / A | % |
|-------------|---------|----|
| Fied Goals | 25 / 52 | 48 |
| 2 Points | 16 / 26 | 62 |
| 3 Points | 9 / 26 | 35 |
| Free Throws | 6 / 13 | 46 |

| % | M / A | RWA |
|----|---------|-------------|
| 38 | 20 / 52 | Fied Goals |
| 47 | 15 / 32 | 2 Points |
| 25 | 5 / 20 | 3 Points |
| 86 | 6 / 7 | Free Throws |

GLOBAL PARTNERS





Shot Chart

TUN 65 vs 51 RWA

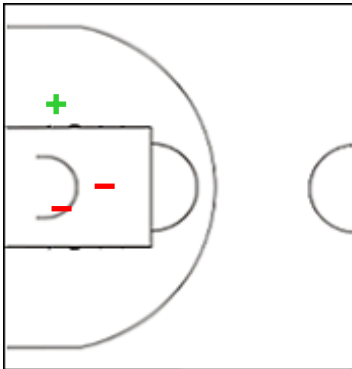
(22-16, 16-9, 16-10, 11-16)

Scoring by 5 min intervals:

| | Q1 | | Q2 | | Q3 | | Q4 | |
|-----|----|----|----|----|----|----|----|----|
| TUN | 11 | 22 | 29 | 38 | 44 | 54 | 57 | 65 |
| RWA | 9 | 16 | 20 | 25 | 33 | 35 | 43 | 51 |

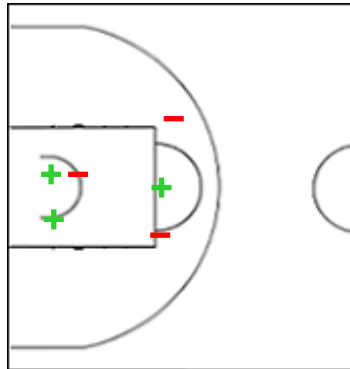
TUN - Tunisia

3 GANNOUNI Achref



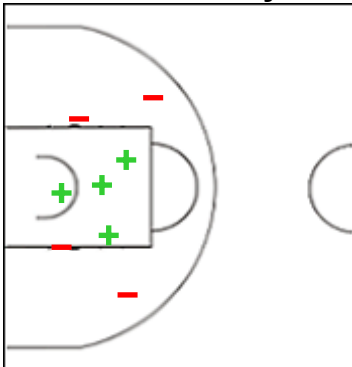
| | M / A | % |
|-------------|-------|----|
| Fied Goals | 1 / 4 | 25 |
| 2 Points | 1 / 3 | 33 |
| 3 Points | 0 / 1 | 0 |
| Free Throws | 0 / 0 | 0 |

4 ABADA Omar



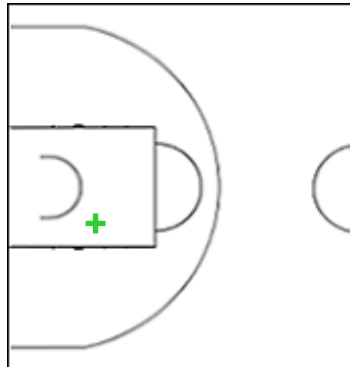
| | M / A | % |
|-------------|--------|----|
| Fied Goals | 5 / 11 | 45 |
| 2 Points | 3 / 6 | 50 |
| 3 Points | 2 / 5 | 40 |
| Free Throws | 1 / 2 | 50 |

5 CHENNOUFI Ziyed



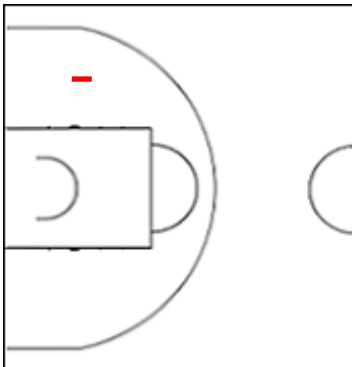
| | M / A | % |
|-------------|--------|-----|
| Fied Goals | 6 / 12 | 50 |
| 2 Points | 4 / 8 | 50 |
| 3 Points | 2 / 4 | 50 |
| Free Throws | 3 / 3 | 100 |

7 EL MABROUK Mourad



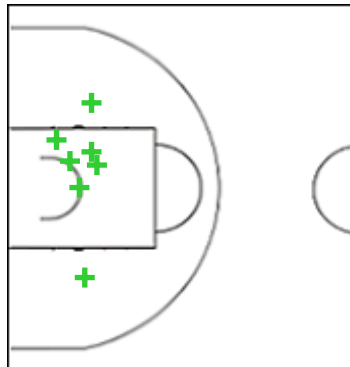
| | M / A | % |
|-------------|--------|-----|
| Fied Goals | 4 / 10 | 40 |
| 2 Points | 1 / 1 | 100 |
| 3 Points | 3 / 9 | 33 |
| Free Throws | 1 / 1 | 100 |

9 HADIDANE Mohamed



| | M / A | % |
|-------------|-------|----|
| Fied Goals | 0 / 4 | 0 |
| 2 Points | 0 / 1 | 0 |
| 3 Points | 0 / 3 | 0 |
| Free Throws | 1 / 3 | 33 |

12 BEN ROMDHANE Makram



| | M / A | % |
|-------------|--------|-----|
| Fied Goals | 9 / 10 | 90 |
| 2 Points | 7 / 7 | 100 |
| 3 Points | 2 / 3 | 67 |
| Free Throws | 0 / 4 | 0 |

GLOBAL PARTNERS





Shot Chart

TUN 65 vs 51 RWA

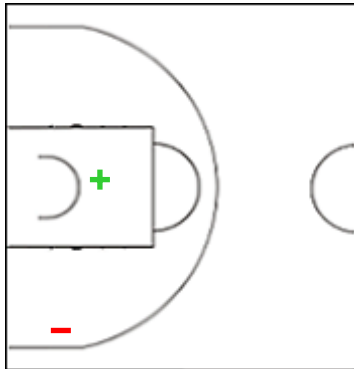
(22-16, 16-9, 16-10, 11-16)

Scoring by 5 min intervals:

| | Q1 | | Q2 | | Q3 | | Q4 | |
|-----|----|----|----|----|----|----|----|----|
| TUN | 11 | 22 | 29 | 38 | 44 | 54 | 57 | 65 |
| RWA | 9 | 16 | 20 | 25 | 33 | 35 | 43 | 51 |

RWA - Rwanda

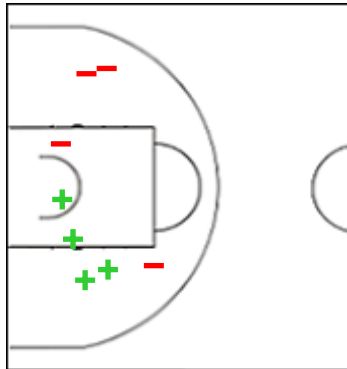
4



UMUKIZ

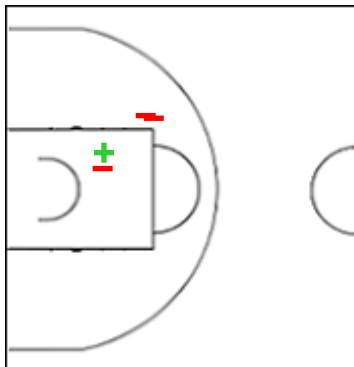
| | M / A | % |
|-------------|-------|-----|
| Fied Goals | 2 / 5 | 40 |
| 2 Points | 1 / 2 | 50 |
| 3 Points | 1 / 3 | 33 |
| Free Throws | 3 / 3 | 100 |

5 HABIMANA Ntore



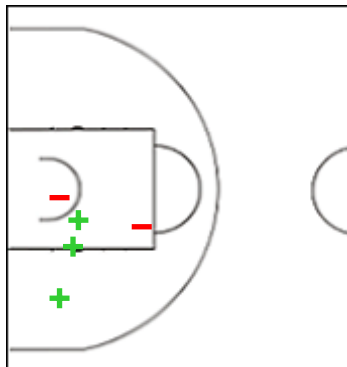
| | M / A | % |
|-------------|-------|----|
| Fied Goals | 4 / 9 | 44 |
| 2 Points | 4 / 8 | 50 |
| 3 Points | 0 / 1 | 0 |
| Free Throws | 1 / 2 | 50 |

9 NDAYISABA NDIZEYE



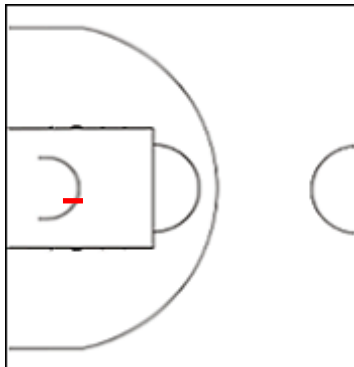
| | M / A | % |
|-------------|-------|----|
| Fied Goals | 3 / 9 | 33 |
| 2 Points | 1 / 4 | 25 |
| 3 Points | 2 / 5 | 40 |
| Free Throws | 0 / 0 | 0 |

10 SHYAKA Olivier



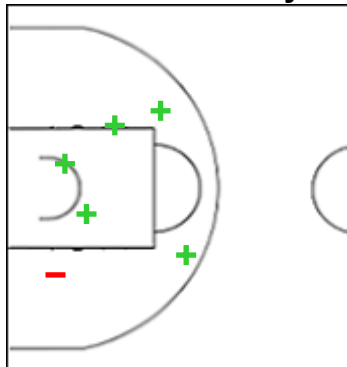
| | M / A | % |
|-------------|-------|----|
| Fied Goals | 4 / 8 | 50 |
| 2 Points | 3 / 5 | 60 |
| 3 Points | 1 / 3 | 33 |
| Free Throws | 0 / 0 | 0 |

11 MPOYO Alex



| | M / A | % |
|-------------|-------|----|
| Fied Goals | 1 / 5 | 20 |
| 2 Points | 0 / 1 | 0 |
| 3 Points | 1 / 4 | 25 |
| Free Throws | 0 / 0 | 0 |

12 GASANA Kenny



| | M / A | % |
|-------------|-------|----|
| Fied Goals | 5 / 9 | 56 |
| 2 Points | 5 / 6 | 83 |
| 3 Points | 0 / 3 | 0 |
| Free Throws | 0 / 0 | 0 |

GLOBAL PARTNERS





Shot Chart

TUN 65 vs 51 RWA

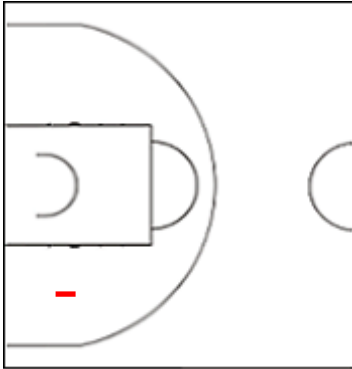
(22-16, 16-9, 16-10, 11-16)

Scoring by 5 min intervals:

| | Q1 | | Q2 | | Q3 | | Q4 | |
|-----|----|----|----|----|----|----|----|----|
| TUN | 11 | 22 | 29 | 38 | 44 | 54 | 57 | 65 |
| RWA | 9 | 16 | 20 | 25 | 33 | 35 | 43 | 51 |

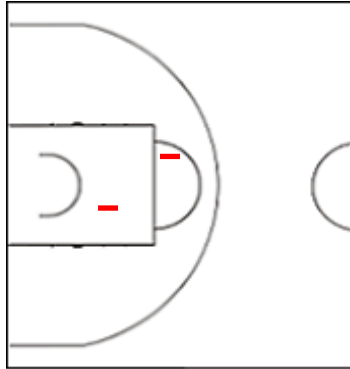
RWA - Rwanda

13 KAJE Elie



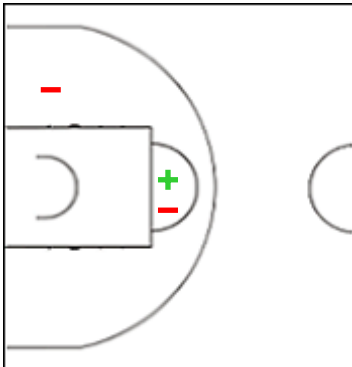
| | M / A | % |
|-------------|-------|---|
| Fied Goals | 0 / 1 | 0 |
| 2 Points | 0 / 1 | 0 |
| 3 Points | 0 / 0 | 0 |
| Free Throws | 0 / 0 | 0 |

14 NKUSI Arnaud



| | M / A | % |
|-------------|-------|---|
| Fied Goals | 0 / 2 | 0 |
| 2 Points | 0 / 2 | 0 |
| 3 Points | 0 / 0 | 0 |
| Free Throws | 0 / 0 | 0 |

20 GRAY Kendall



| | M / A | % |
|-------------|-------|-----|
| Fied Goals | 1 / 3 | 33 |
| 2 Points | 1 / 3 | 33 |
| 3 Points | 0 / 0 | 0 |
| Free Throws | 2 / 2 | 100 |

GLOBAL PARTNERS





Shot Chart

TUN 65 vs 51 RWA

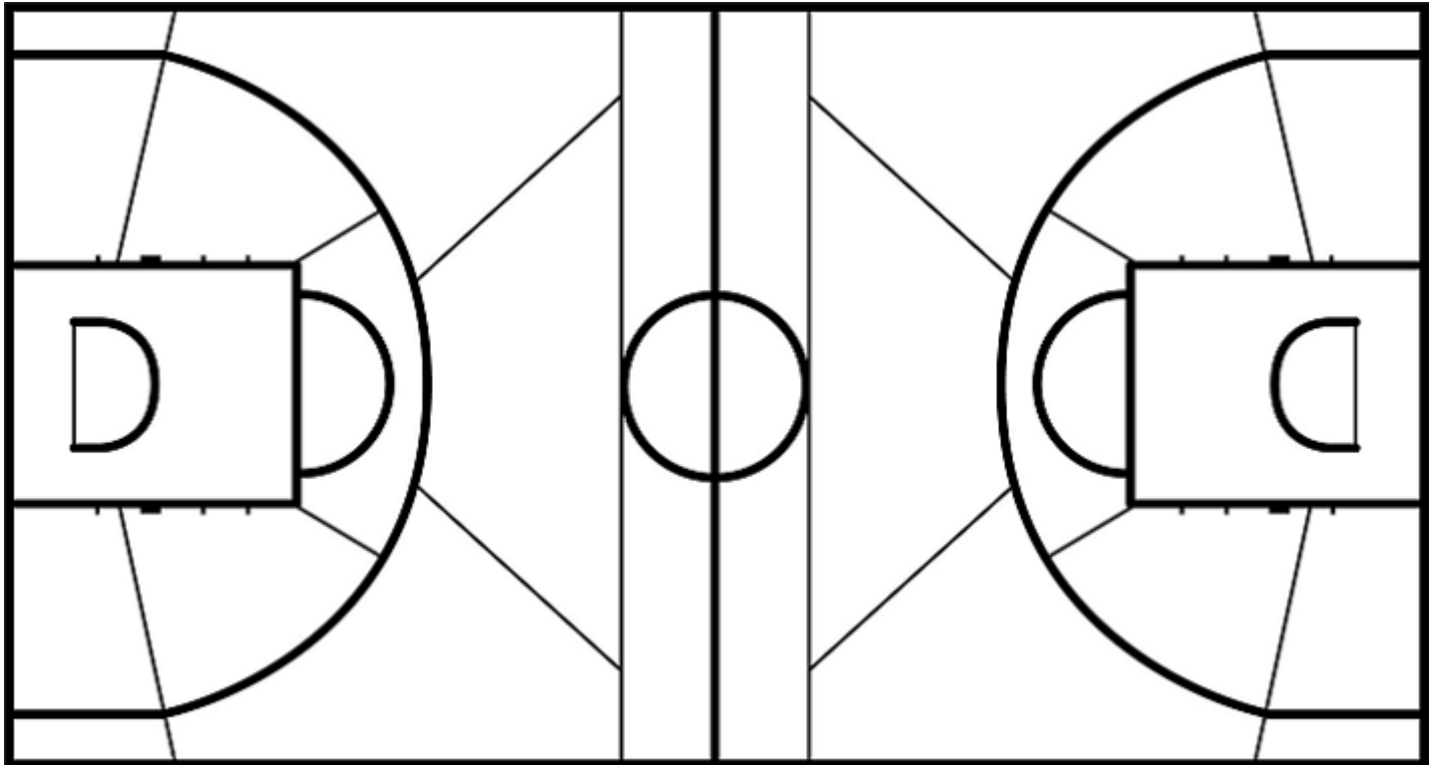
(22-16, 16-9, 16-10, 11-16)

Scoring by 5 min intervals:

| | Q1 | | Q2 | | Q3 | | Q4 | |
|-----|----|----|----|----|----|----|----|----|
| TUN | 11 | 22 | 29 | 38 | 44 | 54 | 57 | 65 |
| RWA | 9 | 16 | 20 | 25 | 33 | 35 | 43 | 51 |

TUN - Tunisia

RWA - Rwanda



| | M / A | % |
|-------------|---------|----|
| Fied Goals | 25 / 52 | 48 |
| 2 Points | 16 / 26 | 62 |
| 3 Points | 9 / 26 | 35 |
| Free Throws | 6 / 13 | 46 |

| % | M / A | |
|----|---------|-------------|
| 38 | 20 / 52 | Fied Goals |
| 47 | 15 / 32 | 2 Points |
| 25 | 5 / 20 | 3 Points |
| 86 | 6 / 7 | Free Throws |

GLOBAL PARTNERS

