



Shot Chart

SEN 69 vs 66 SSD

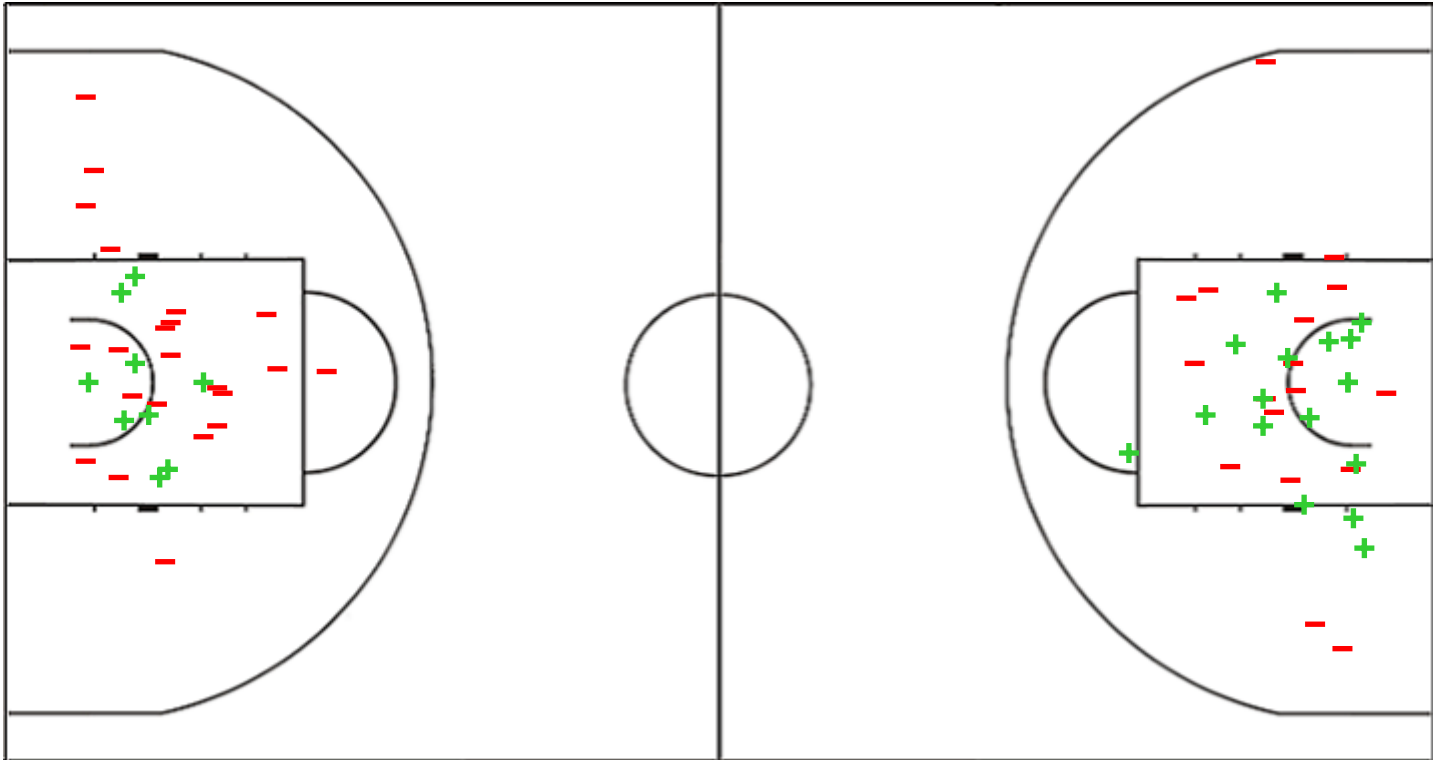
(17-11, 7-16, 18-16, 27-23)

Scoring by 5 min intervals:

	Q1		Q2		Q3		Q4	
SEN	11	17	20	24	31	42	56	69
SSD	6	11	23	27	29	43	56	66

SEN - Senegal

SSD - South Sudan



SEN	M / A	%
Fied Goals	23 / 78	29
2 Points	9 / 31	29
3 Points	14 / 47	30
Free Throws	9 / 17	53

%	M / A	SSD
41	24 / 59	Fied Goals
50	17 / 34	2 Points
28	7 / 25	3 Points
50	11 / 22	Free Throws

GLOBAL PARTNERS





Shot Chart

SEN 69 vs 66 SSD

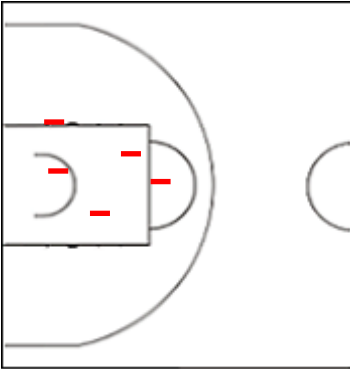
(17-11, 7-16, 18-16, 27-23)

Scoring by 5 min intervals:

	Q1		Q2		Q3		Q4	
SEN	11	17	20	24	31	42	56	69
SSD	6	11	23	27	29	43	56	66

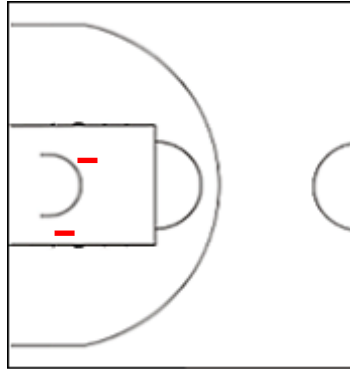
SEN - Senegal

0 BADIO Brancou



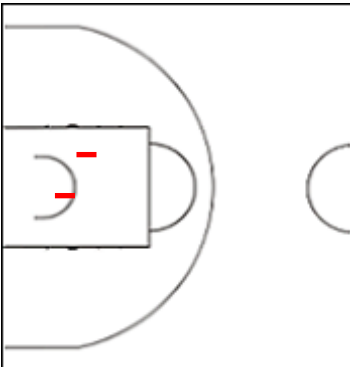
	M / A	%
Fied Goals	3 / 15	20
2 Points	0 / 5	0
3 Points	3 / 10	30
Free Throws	1 / 3	33

5 BOISSY Jean-Jacques



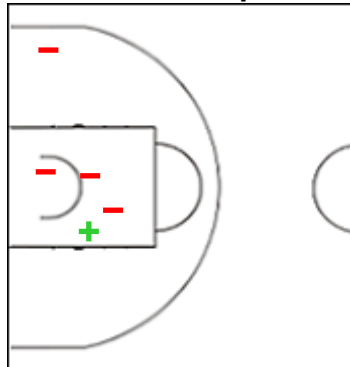
	M / A	%
Fied Goals	0 / 7	0
2 Points	0 / 2	0
3 Points	0 / 5	0
Free Throws	0 / 0	0

6 FAYE MO



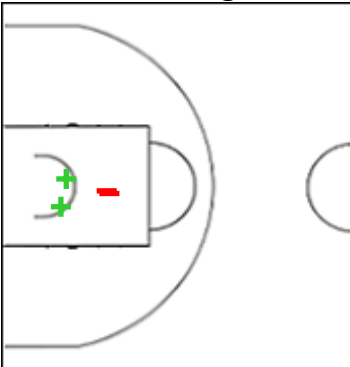
	M / A	%
Fied Goals	2 / 5	40
2 Points	0 / 2	0
3 Points	2 / 3	67
Free Throws	0 / 0	0

7 DIOP Moustapha



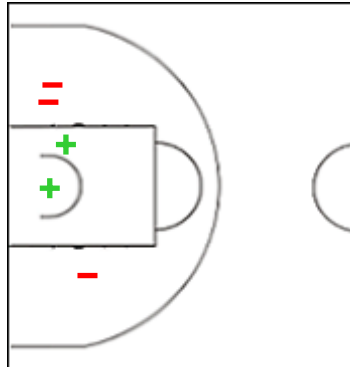
	M / A	%
Fied Goals	1 / 7	14
2 Points	1 / 5	20
3 Points	0 / 2	0
Free Throws	1 / 2	50

14 DIENG Gorgui



	M / A	%
Fied Goals	6 / 12	50
2 Points	2 / 4	50
3 Points	4 / 8	50
Free Throws	1 / 2	50

15 NDOYE Youssou



	M / A	%
Fied Goals	2 / 5	40
2 Points	2 / 5	40
3 Points	0 / 0	0
Free Throws	5 / 5	100

GLOBAL PARTNERS





Shot Chart

SEN 69 vs 66 SSD

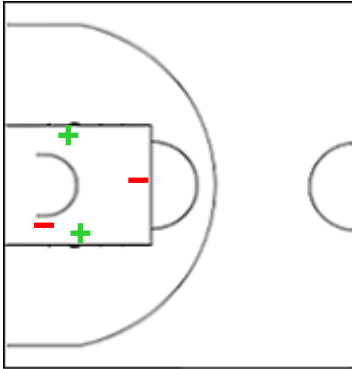
(17-11, 7-16, 18-16, 27-23)

Scoring by 5 min intervals:

	Q1		Q2		Q3		Q4	
SEN	11	17	20	24	31	42	56	69
SSD	6	11	23	27	29	43	56	66

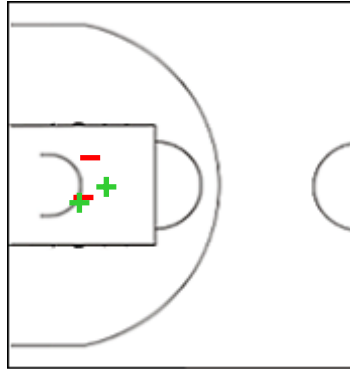
SEN - Senegal

24 NDIAYE Mbaye



	M / A	%
Fied Goals	4 / 10	40
2 Points	2 / 4	50
3 Points	2 / 6	33
Free Throws	1 / 4	25

28 FAYE Ibou



	M / A	%
Fied Goals	2 / 8	25
2 Points	2 / 4	50
3 Points	0 / 4	0
Free Throws	0 / 1	0

GLOBAL PARTNERS





Shot Chart

SEN 69 vs 66 SSD

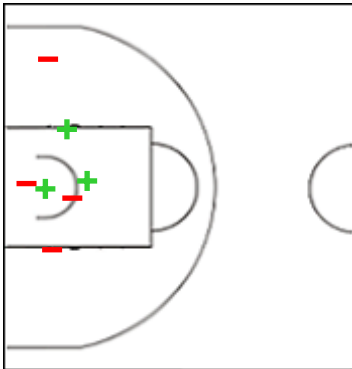
(17-11, 7-16, 18-16, 27-23)

Scoring by 5 min intervals:

	Q1		Q2		Q3		Q4	
SEN	11	17	20	24	31	42	56	69
SSD	6	11	23	27	29	43	56	66

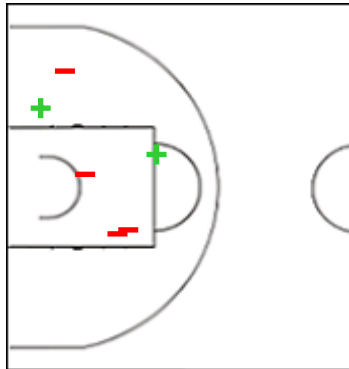
SSD - South Sudan

0 ACUIL Lual



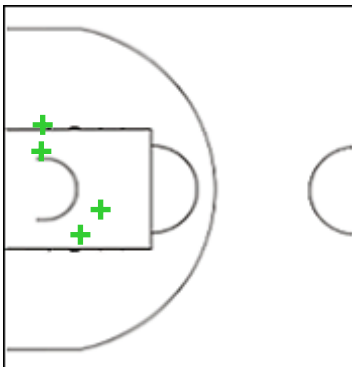
	M / A	%
Fied Goals	3 / 10	30
2 Points	3 / 7	43
3 Points	0 / 3	0
Free Throws	0 / 0	0

1 OMOT Nuni



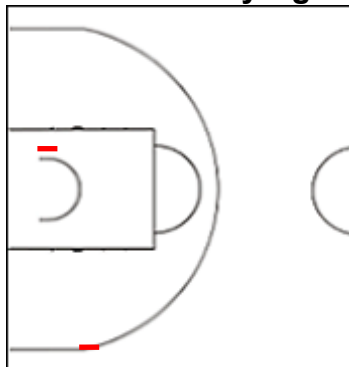
	M / A	%
Fied Goals	3 / 10	30
2 Points	2 / 6	33
3 Points	1 / 4	25
Free Throws	2 / 7	29

7 KUOL Bul



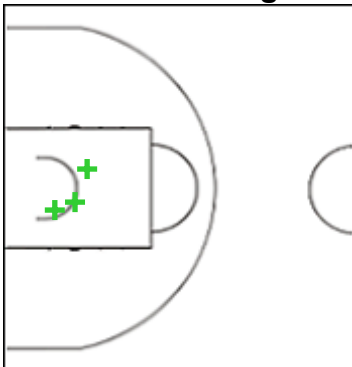
	M / A	%
Fied Goals	6 / 8	75
2 Points	4 / 4	100
3 Points	2 / 4	50
Free Throws	2 / 3	67

8 KUANY Kuany Ngor



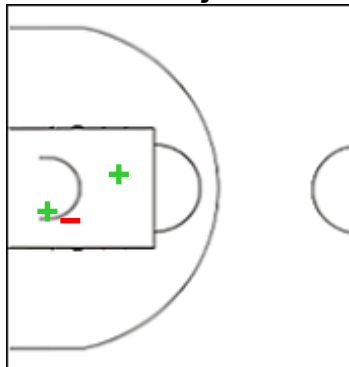
	M / A	%
Fied Goals	2 / 7	29
2 Points	0 / 2	0
3 Points	2 / 5	40
Free Throws	0 / 0	0

12 ACUOTH Deng



	M / A	%
Fied Goals	3 / 3	100
2 Points	3 / 3	100
3 Points	0 / 0	0
Free Throws	1 / 3	33

13 DENG Majok



	M / A	%
Fied Goals	2 / 6	33
2 Points	2 / 3	67
3 Points	0 / 3	0
Free Throws	0 / 0	0

GLOBAL PARTNERS





Shot Chart

SEN 69 vs 66 SSD

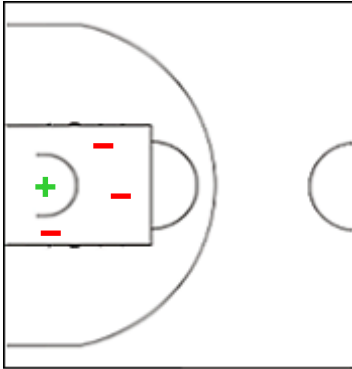
(17-11, 7-16, 18-16, 27-23)

Scoring by 5 min intervals:

	Q1		Q2		Q3		Q4	
SEN	11	17	20	24	31	42	56	69
SSD	6	11	23	27	29	43	56	66

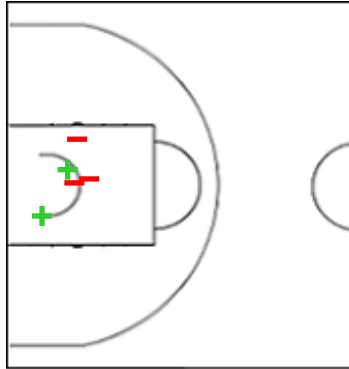
SSD - South Sudan

20 MAKOI Anyiarbany



	M / A	%
Fied Goals	1 / 4	25
2 Points	1 / 4	25
3 Points	0 / 0	0
Free Throws	0 / 0	0

44 DECH Sunday



	M / A	%
Fied Goals	3 / 8	38
2 Points	2 / 5	40
3 Points	1 / 3	33
Free Throws	6 / 9	67

GLOBAL PARTNERS





Shot Chart

SEN 69 vs 66 SSD

(17-11, 7-16, 18-16, 27-23)

Scoring by 5 min intervals:

	Q1		Q2		Q3		Q4	
SEN	11	17	20	24	31	42	56	69
SSD	6	11	23	27	29	43	56	66

SEN - Senegal

SSD - South Sudan



	M / A	%
Fied Goals	23 / 78	29
2 Points	9 / 31	29
3 Points	14 / 47	30
Free Throws	9 / 17	53

%	M / A	
41	24 / 59	Fied Goals
50	17 / 34	2 Points
28	7 / 25	3 Points
50	11 / 22	Free Throws

GLOBAL PARTNERS

