



Shot Chart

NGR 89 vs 70 GUI

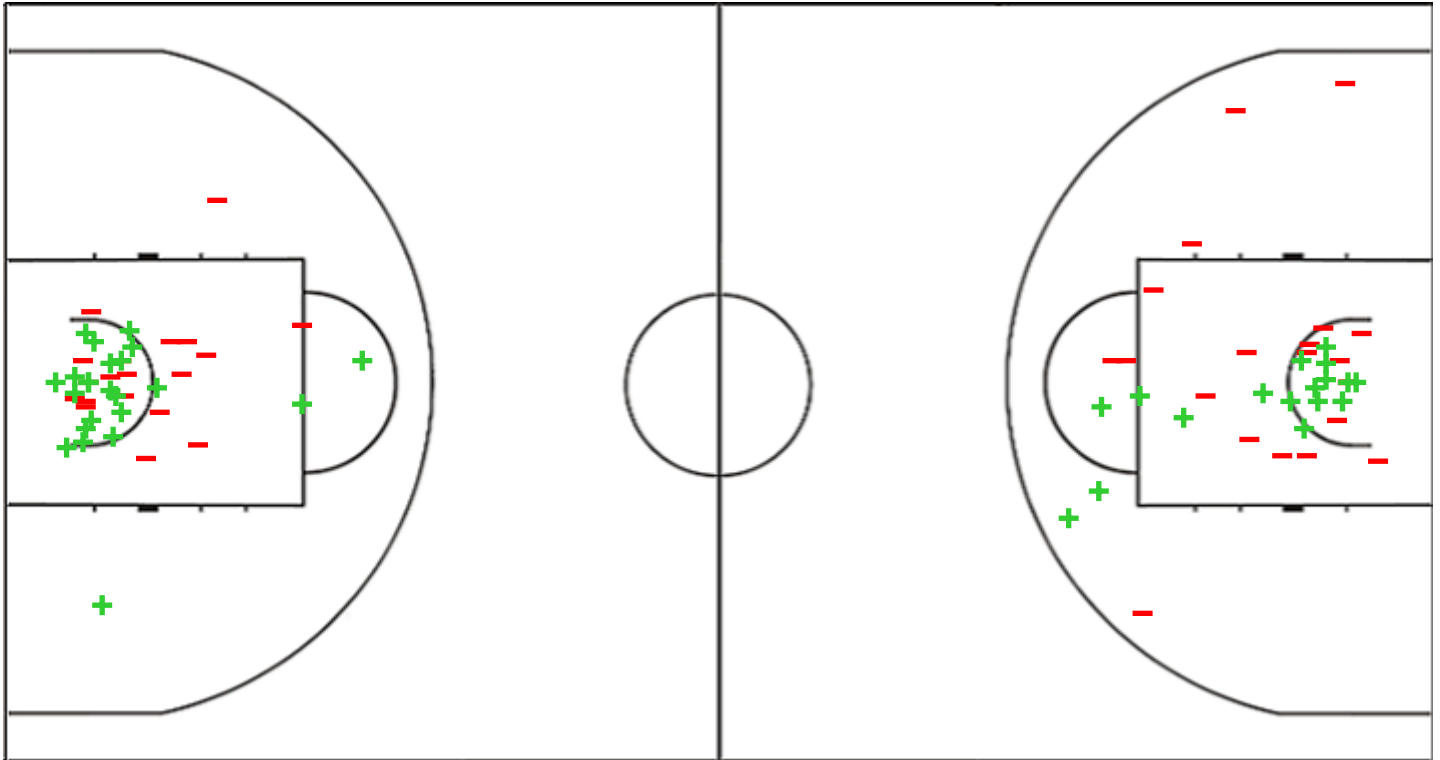
(24-15, 20-20, 32-15, 13-20)

Scoring by 5 min intervals:

	Q1		Q2		Q3		Q4	
NGR	10	24	35	44	58	76	82	89
GUI	9	15	24	35	48	50	58	70

NGR - Nigeria

GUI - Guinea



NGR	M / A	%
Fied Goals	31 / 66	47
2 Points	23 / 42	55
3 Points	8 / 24	33
Free Throws	19 / 27	70

%	M / A	GUI
39	26 / 66	Fied Goals
44	17 / 39	2 Points
33	9 / 27	3 Points
60	9 / 15	Free Throws

GLOBAL PARTNERS





Shot Chart

NGR 89 vs 70 GUI

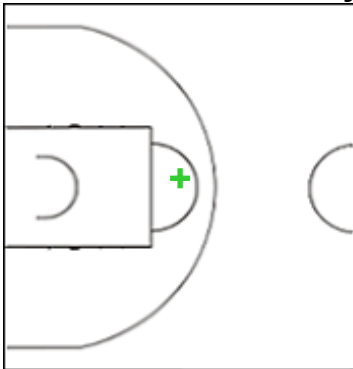
(24-15, 20-20, 32-15, 13-20)

Scoring by 5 min intervals:

	Q1		Q2		Q3		Q4	
NGR	10	24	35	44	58	76	82	89
GUI	9	15	24	35	48	50	58	70

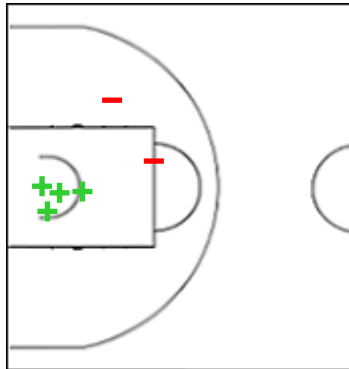
NGR - Nigeria

0 OGUNDIRAN Omotayo Jordan



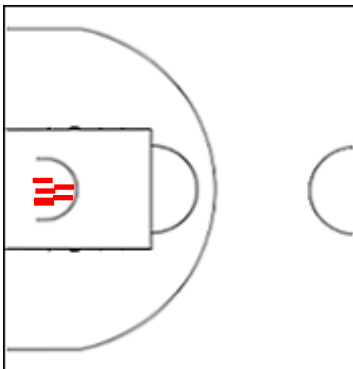
	M / A	%
Fied Goals	3 / 3	100
2 Points	1 / 1	100
3 Points	2 / 2	100
Free Throws	0 / 0	0

2 OMOERAH Keith



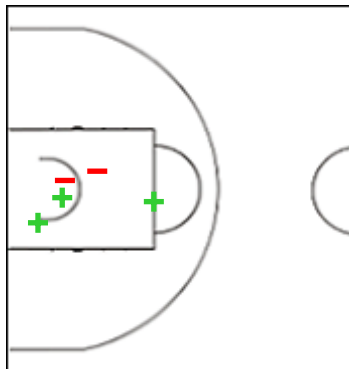
	M / A	%
Fied Goals	4 / 8	50
2 Points	4 / 6	67
3 Points	0 / 2	0
Free Throws	0 / 0	0

7 CHINYELU Rueben Abuchi



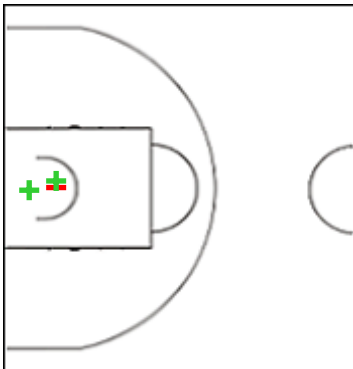
	M / A	%
Fied Goals	0 / 6	0
2 Points	0 / 6	0
3 Points	0 / 0	0
Free Throws	3 / 4	75

8 IROEGBU Uche



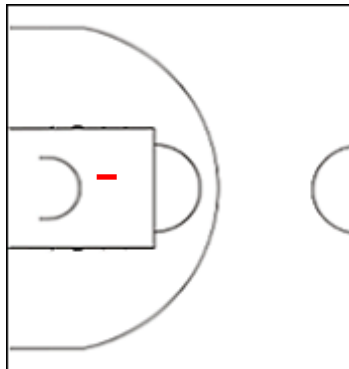
	M / A	%
Fied Goals	4 / 9	44
2 Points	3 / 5	60
3 Points	1 / 4	25
Free Throws	2 / 4	50

10 METU Chimezie



	M / A	%
Fied Goals	3 / 8	38
2 Points	2 / 3	67
3 Points	1 / 5	20
Free Throws	5 / 6	83

11 OGUINE Michael Chigozie



	M / A	%
Fied Goals	2 / 5	40
2 Points	0 / 1	0
3 Points	2 / 4	50
Free Throws	2 / 2	100

GLOBAL PARTNERS





Shot Chart

NGR 89 vs 70 GUI

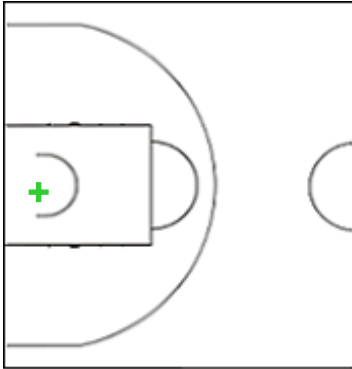
(24-15, 20-20, 32-15, 13-20)

Scoring by 5 min intervals:

	Q1		Q2		Q3		Q4	
NGR	10	24	35	44	58	76	82	89
GUI	9	15	24	35	48	50	58	70

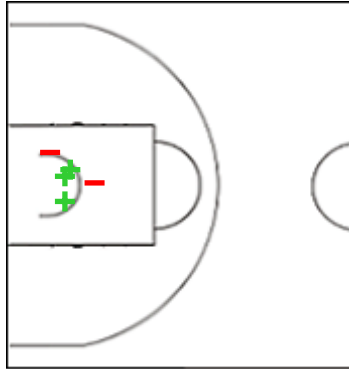
NGR - Nigeria

12 OBEKPA Christopher



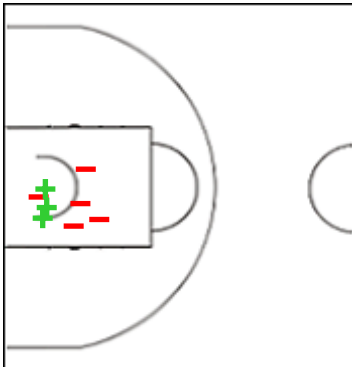
	M / A	%
Fied Goals	1 / 1	100
2 Points	1 / 1	100
3 Points	0 / 0	0
Free Throws	1 / 2	50

20 OKOGIE Josh



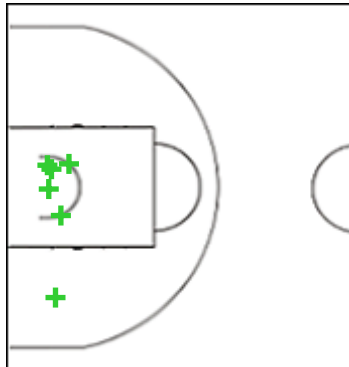
	M / A	%
Fied Goals	3 / 6	50
2 Points	3 / 5	60
3 Points	0 / 1	0
Free Throws	4 / 5	80

23 OMENAKA Godwin Ekene



	M / A	%
Fied Goals	3 / 8	38
2 Points	3 / 8	38
3 Points	0 / 0	0
Free Throws	0 / 2	0

32 EGEKEZE Amanze



	M / A	%
Fied Goals	6 / 8	75
2 Points	6 / 6	100
3 Points	0 / 2	0
Free Throws	2 / 2	100

GLOBAL PARTNERS





Shot Chart

NGR 89 vs 70 GUI

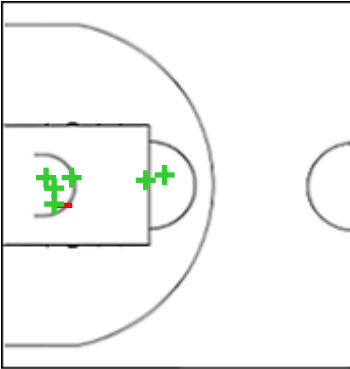
(24-15, 20-20, 32-15, 13-20)

Scoring by 5 min intervals:

	Q1		Q2		Q3		Q4	
NGR	10	24	35	44	58	76	82	89
GUI	9	15	24	35	48	50	58	70

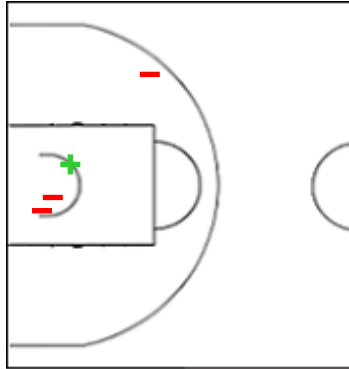
GUI - Guinea

2 DIABY Daouda



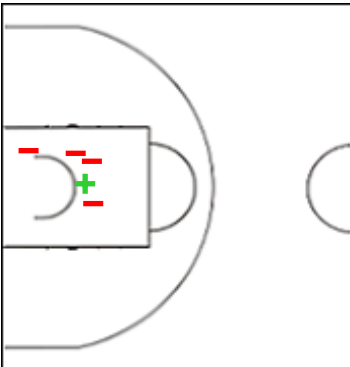
	M / A	%
Fied Goals	7 / 10	70
2 Points	6 / 7	86
3 Points	1 / 3	33
Free Throws	2 / 2	100

5 SY Abdoulaye



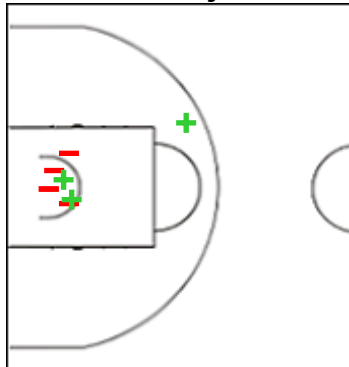
	M / A	%
Fied Goals	3 / 11	27
2 Points	1 / 4	25
3 Points	2 / 7	29
Free Throws	4 / 4	100

11 EVANS Shannon



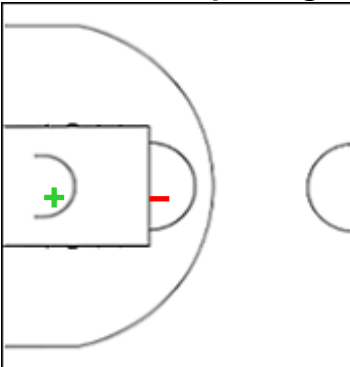
	M / A	%
Fied Goals	5 / 16	31
2 Points	1 / 5	20
3 Points	4 / 11	36
Free Throws	0 / 0	0

13 KEITA Tidjan



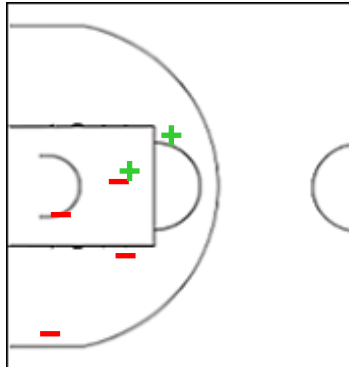
	M / A	%
Fied Goals	3 / 9	33
2 Points	3 / 8	38
3 Points	0 / 1	0
Free Throws	1 / 4	25

15 DIALLO Alpha Aguibou



	M / A	%
Fied Goals	1 / 2	50
2 Points	1 / 2	50
3 Points	0 / 0	0
Free Throws	0 / 0	0

20 CONDE Cheick Sekou



	M / A	%
Fied Goals	3 / 8	38
2 Points	2 / 6	33
3 Points	1 / 2	50
Free Throws	1 / 3	33

GLOBAL PARTNERS





Shot Chart

NGR 89 vs 70 GUI

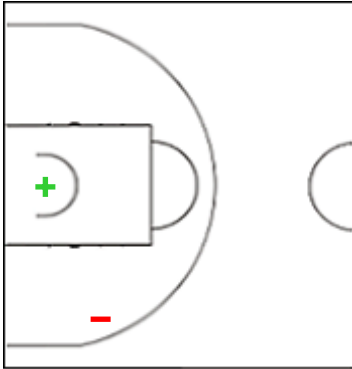
(24-15, 20-20, 32-15, 13-20)

Scoring by 5 min intervals:

	Q1		Q2		Q3		Q4	
NGR	10	24	35	44	58	76	82	89
GUI	9	15	24	35	48	50	58	70

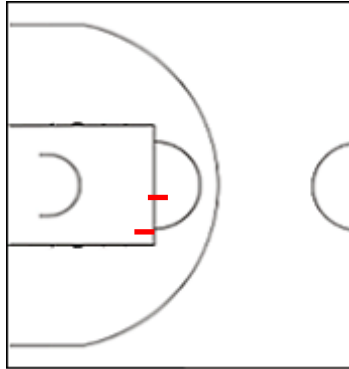
GUI - Guinea

24 FOFANA Ibrahim Kalil



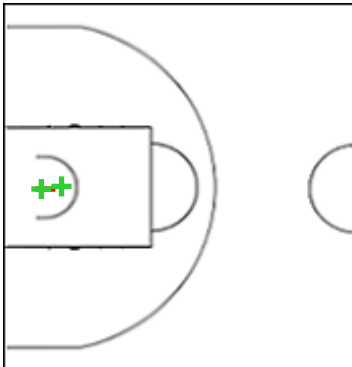
	M / A	%
Fied Goals	1 / 3	33
2 Points	1 / 2	50
3 Points	0 / 1	0
Free Throws	0 / 0	0

32 KABA Ousmane Araphan



	M / A	%
Fied Goals	1 / 3	33
2 Points	0 / 2	0
3 Points	1 / 1	100
Free Throws	0 / 0	0

34 KEITA Mohamed Lamine



	M / A	%
Fied Goals	2 / 3	67
2 Points	2 / 3	67
3 Points	0 / 0	0
Free Throws	1 / 2	50

GLOBAL PARTNERS





Shot Chart

NGR 89 vs 70 GUI

(24-15, 20-20, 32-15, 13-20)

Scoring by 5 min intervals:

	Q1		Q2		Q3		Q4	
NGR	10	24	35	44	58	76	82	89
GUI	9	15	24	35	48	50	58	70

NGR - Nigeria

GUI - Guinea



	M / A	%
Fied Goals	31 / 66	47
2 Points	23 / 42	55
3 Points	8 / 24	33
Free Throws	19 / 27	70

%	M / A	
39	26 / 66	Fied Goals
44	17 / 39	2 Points
33	9 / 27	3 Points
60	9 / 15	Free Throws

GLOBAL PARTNERS

