



Shot Chart

COD 45 vs 57 TUN

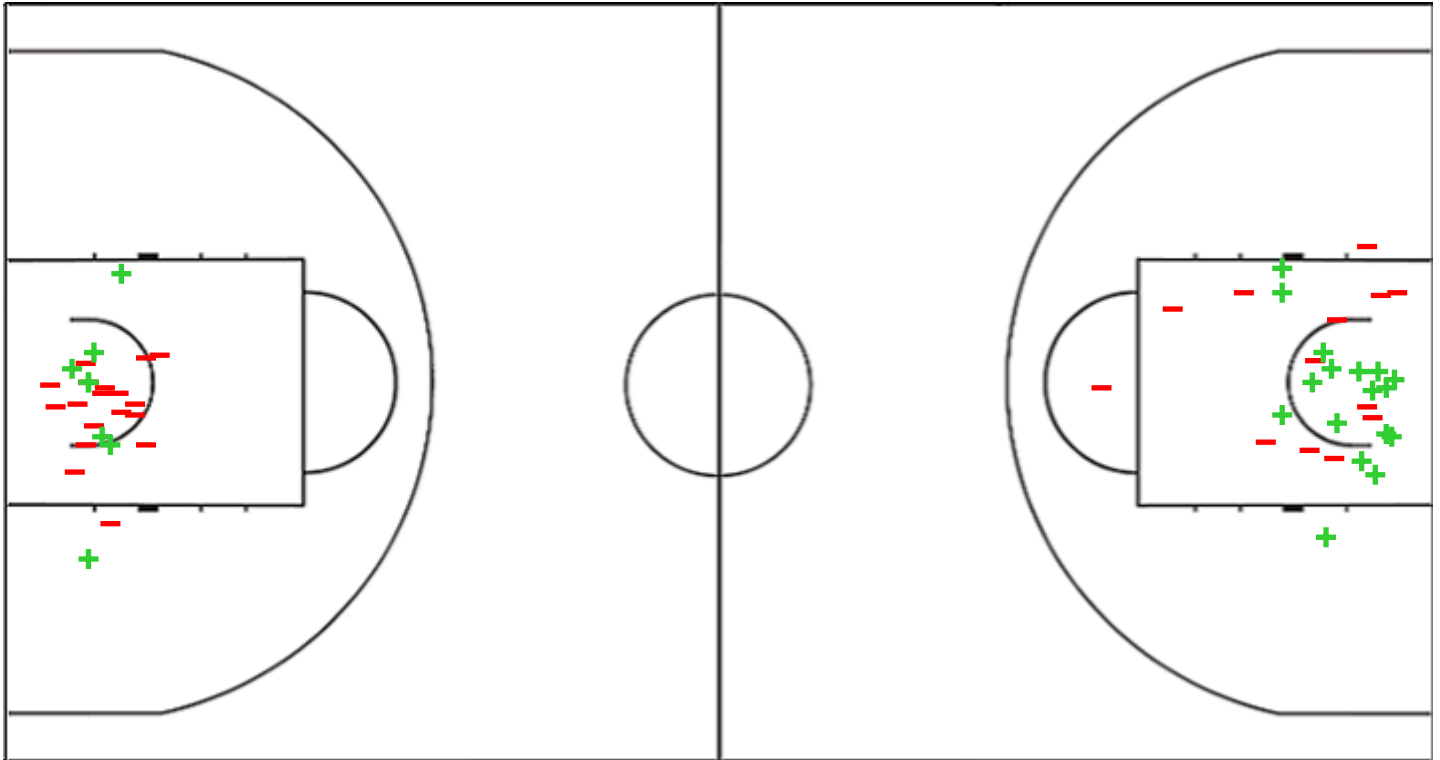
(12-26, 6-11, 13-11, 14-9)

Scoring by 5 min intervals:

	Q1		Q2		Q3		Q4	
COD	5	12	15	18	22	31	36	45
TUN	17	26	33	37	40	48	53	57

COD - Democratic Republic of the Congo

TUN - Tunisia



COD	M / A	%
Fied Goals	15 / 52	29
2 Points	8 / 27	30
3 Points	7 / 25	28
Free Throws	8 / 13	62

%	M / A	TUN
37	22 / 59	Fied Goals
57	17 / 30	2 Points
17	5 / 29	3 Points
80	8 / 10	Free Throws

GLOBAL PARTNERS





Shot Chart

COD 45 vs 57 TUN

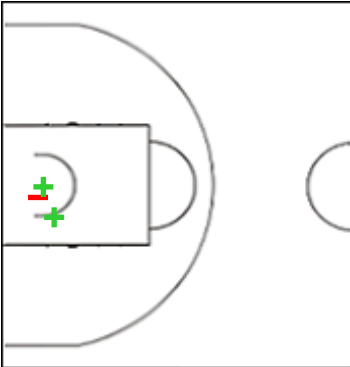
(12-26, 6-11, 13-11, 14-9)

Scoring by 5 min intervals:

	Q1		Q2		Q3		Q4	
COD	5	12	15	18	22	31	36	45
TUN	17	26	33	37	40	48	53	57

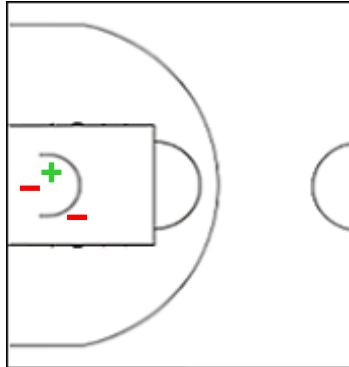
COD - Democratic Republic of the Congo

0 KUMINGA Jonathan



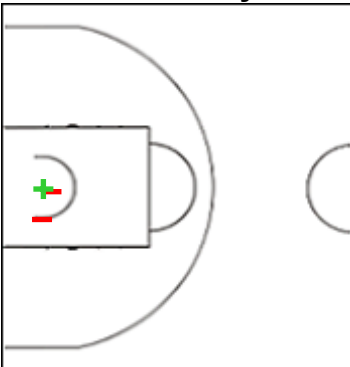
	M / A	%
Fied Goals	5 / 9	56
2 Points	2 / 3	67
3 Points	3 / 6	50
Free Throws	6 / 10	60

4 KABONGO LUKUSA Myck



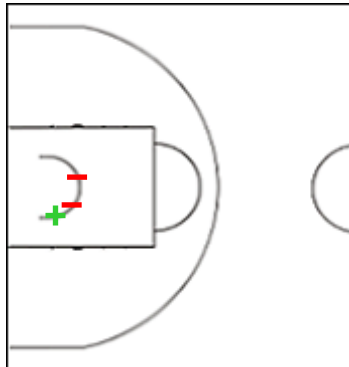
	M / A	%
Fied Goals	1 / 4	25
2 Points	1 / 3	33
3 Points	0 / 1	0
Free Throws	0 / 0	0

5 PWONO Henry



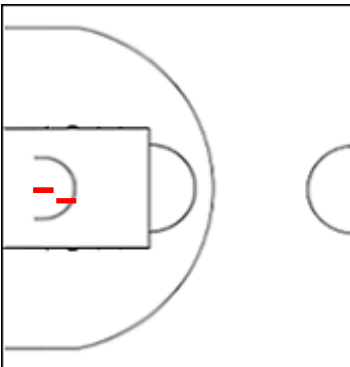
	M / A	%
Fied Goals	1 / 7	14
2 Points	1 / 3	33
3 Points	0 / 4	0
Free Throws	1 / 2	50

10 NTAMBWE Joel



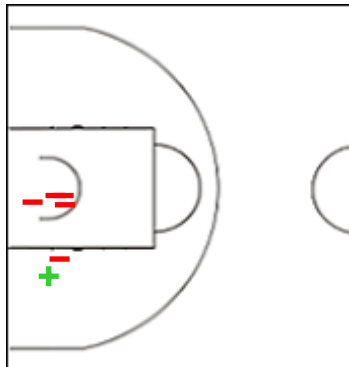
	M / A	%
Fied Goals	1 / 5	20
2 Points	1 / 3	33
3 Points	0 / 2	0
Free Throws	0 / 0	0

11 KAMBUY MANGA Pitchou



	M / A	%
Fied Goals	0 / 3	0
2 Points	0 / 3	0
3 Points	0 / 0	0
Free Throws	0 / 0	0

16 MUNANGA Shekinah



	M / A	%
Fied Goals	4 / 13	31
2 Points	1 / 6	17
3 Points	3 / 7	43
Free Throws	0 / 0	0

GLOBAL PARTNERS





Shot Chart

COD 45 vs 57 TUN

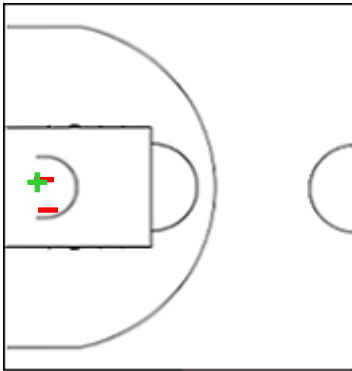
(12-26, 6-11, 13-11, 14-9)

Scoring by 5 min intervals:

	Q1		Q2		Q3		Q4	
COD	5	12	15	18	22	31	36	45
TUN	17	26	33	37	40	48	53	57

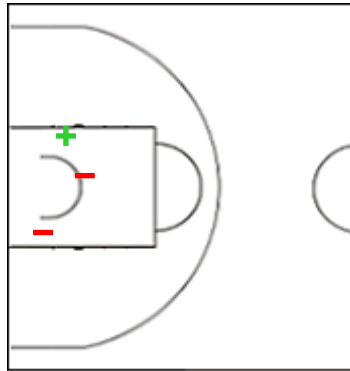
COD - Democratic Republic of the Congo

18 SAKHO Jordan



	M / A	%
Fied Goals	1 / 4	25
2 Points	1 / 3	33
3 Points	0 / 1	0
Free Throws	1 / 1	100

24 MVOUIKA Ron



	M / A	%
Fied Goals	2 / 6	33
2 Points	1 / 3	33
3 Points	1 / 3	33
Free Throws	0 / 0	0

GLOBAL PARTNERS





Shot Chart

COD 45 vs 57 TUN

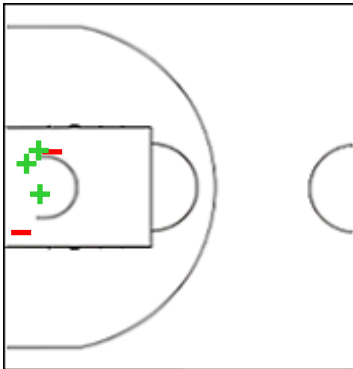
(12-26, 6-11, 13-11, 14-9)

Scoring by 5 min intervals:

	Q1		Q2		Q3		Q4	
COD	5	12	15	18	22	31	36	45
TUN	17	26	33	37	40	48	53	57

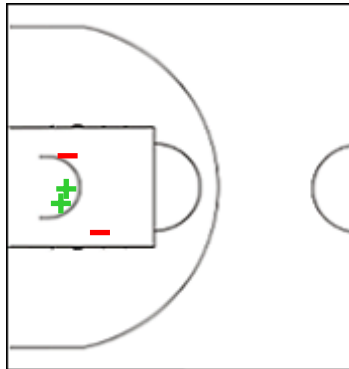
TUN - Tunisia

1 MARNAOUI Oussama



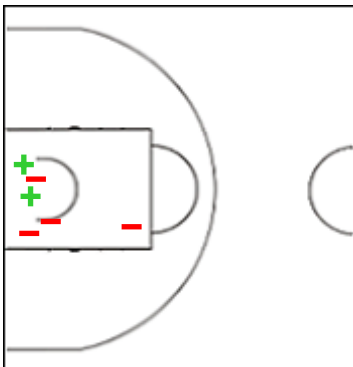
	M / A	%
Fied Goals	4 / 10	40
2 Points	3 / 5	60
3 Points	1 / 5	20
Free Throws	0 / 0	0

3 GANNOUNI Achref



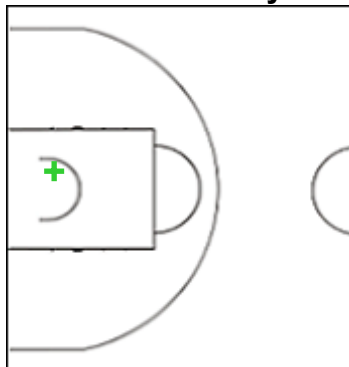
	M / A	%
Fied Goals	2 / 5	40
2 Points	2 / 4	50
3 Points	0 / 1	0
Free Throws	0 / 0	0

4 ABADA Omar



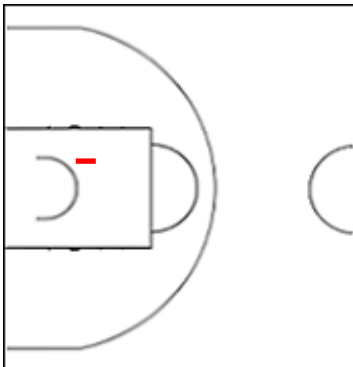
	M / A	%
Fied Goals	3 / 12	25
2 Points	2 / 6	33
3 Points	1 / 6	17
Free Throws	6 / 6	100

5 CHENNOUFI Ziyed



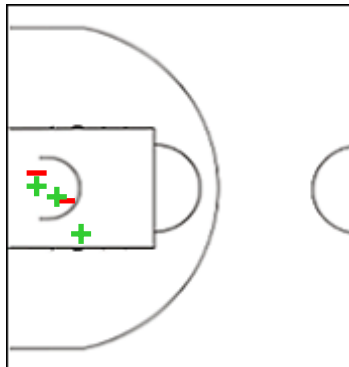
	M / A	%
Fied Goals	1 / 2	50
2 Points	1 / 1	100
3 Points	0 / 1	0
Free Throws	0 / 0	0

9 HADIDANE Mohamed



	M / A	%
Fied Goals	1 / 5	20
2 Points	0 / 1	0
3 Points	1 / 4	25
Free Throws	1 / 2	50

10 TOUMI Yacine



	M / A	%
Fied Goals	3 / 5	60
2 Points	3 / 5	60
3 Points	0 / 0	0
Free Throws	1 / 2	50

GLOBAL PARTNERS





Shot Chart

COD 45 vs 57 TUN

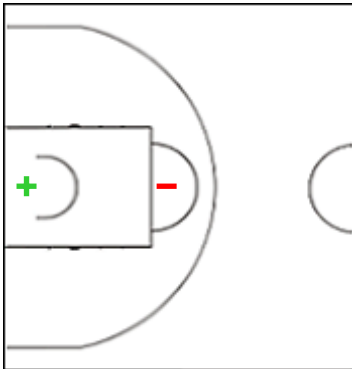
(12-26, 6-11, 13-11, 14-9)

Scoring by 5 min intervals:

	Q1		Q2		Q3		Q4	
COD	5	12	15	18	22	31	36	45
TUN	17	26	33	37	40	48	53	57

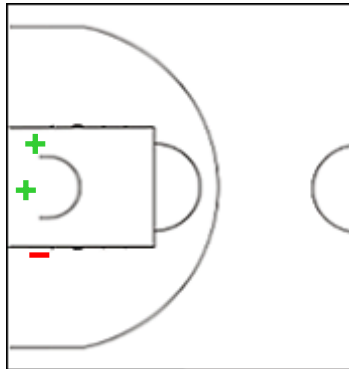
TUN - Tunisia

11 GHYAZA Mokhtar



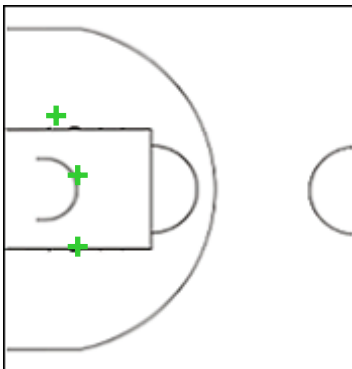
	M / A	%
Fied Goals	1 / 2	50
2 Points	1 / 2	50
3 Points	0 / 0	0
Free Throws	0 / 0	0

12 BEN ROMDHANE Makram



	M / A	%
Fied Goals	2 / 4	50
2 Points	2 / 3	67
3 Points	0 / 1	0
Free Throws	0 / 0	0

20 ROLL Michael



	M / A	%
Fied Goals	5 / 10	50
2 Points	3 / 3	100
3 Points	2 / 7	29
Free Throws	0 / 0	0

GLOBAL PARTNERS





Shot Chart

COD 45 vs 57 TUN

(12-26, 6-11, 13-11, 14-9)

Scoring by 5 min intervals:

	Q1		Q2		Q3		Q4	
COD	5	12	15	18	22	31	36	45
TUN	17	26	33	37	40	48	53	57

COD - Democratic Republic of the Congo

TUN - Tunisia



	M / A	%
Fied Goals	15 / 52	29
2 Points	8 / 27	30
3 Points	7 / 25	28
Free Throws	8 / 13	62

%	M / A	
37	22 / 59	Fied Goals
57	17 / 30	2 Points
17	5 / 29	3 Points
80	8 / 10	Free Throws

GLOBAL PARTNERS

