



Shot Chart

CPV 78 vs 70 GUI

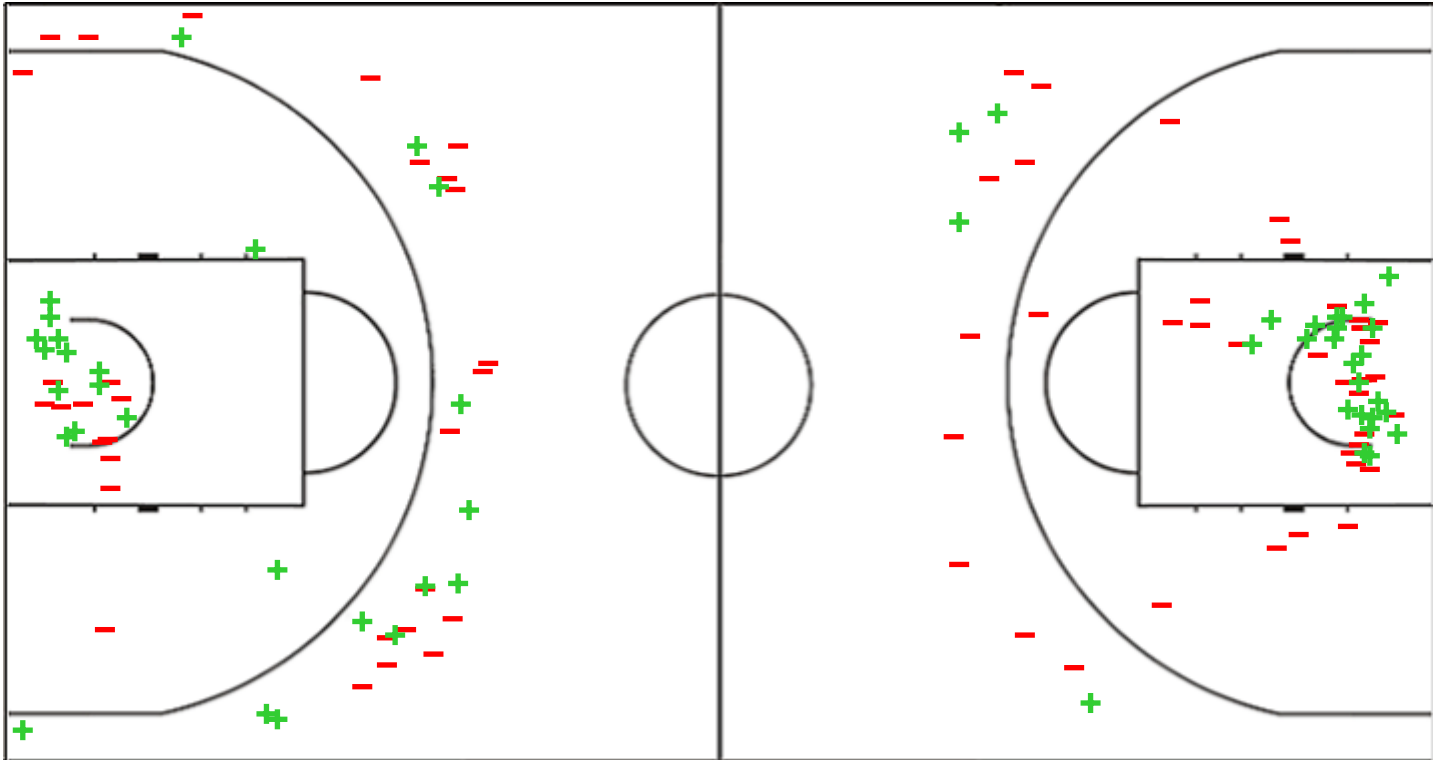
(13-24, 31-13, 18-24, 16-9)

Scoring by 5 min intervals:

|     | Q1 |    | Q2 |    | Q3 |    | Q4 |    |
|-----|----|----|----|----|----|----|----|----|
| CPV | 3  | 13 | 28 | 44 | 53 | 62 | 70 | 78 |
| GUI | 17 | 24 | 32 | 37 | 44 | 61 | 67 | 70 |

CPV - Cape Verde

GUI - Guinea



| CPV         | M / A   | %  |
|-------------|---------|----|
| Fied Goals  | 26 / 56 | 46 |
| 2 Points    | 14 / 26 | 54 |
| 3 Points    | 12 / 30 | 40 |
| Free Throws | 14 / 19 | 74 |

| %  | M / A   | GUI         |
|----|---------|-------------|
| 41 | 27 / 66 | Fied Goals  |
| 43 | 23 / 53 | 2 Points    |
| 31 | 4 / 13  | 3 Points    |
| 57 | 12 / 21 | Free Throws |

GLOBAL PARTNERS





## Shot Chart

### CPV 78 vs 70 GUI

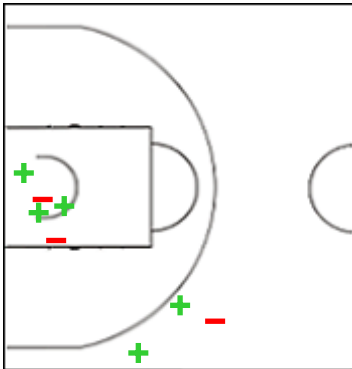
(13-24, 31-13, 18-24, 16-9)

Scoring by 5 min intervals:

|     | Q1 |    | Q2 |    | Q3 |    | Q4 |    |
|-----|----|----|----|----|----|----|----|----|
| CPV | 3  | 13 | 28 | 44 | 53 | 62 | 70 | 78 |
| GUI | 17 | 24 | 32 | 37 | 44 | 61 | 67 | 70 |

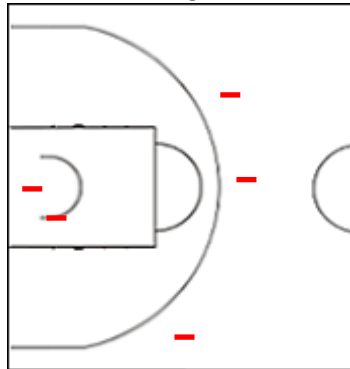
### CPV - Cape Verde

#### 6 ALMEIDA Ivan



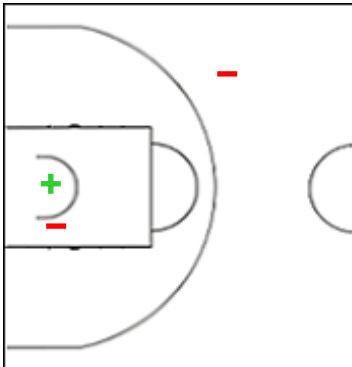
|             | M / A | %  |
|-------------|-------|----|
| Fied Goals  | 5 / 8 | 63 |
| 2 Points    | 3 / 5 | 60 |
| 3 Points    | 2 / 3 | 67 |
| Free Throws | 4 / 6 | 67 |

#### 7 MENDONÇA Fidel



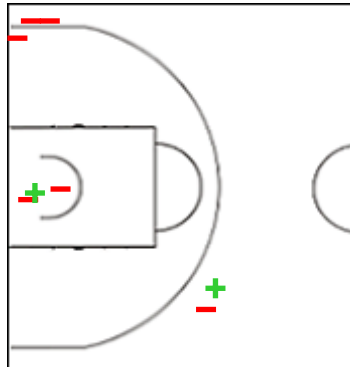
|             | M / A | % |
|-------------|-------|---|
| Fied Goals  | 0 / 5 | 0 |
| 2 Points    | 0 / 2 | 0 |
| 3 Points    | 0 / 3 | 0 |
| Free Throws | 0 / 0 | 0 |

#### 8 CORREIA Anderson



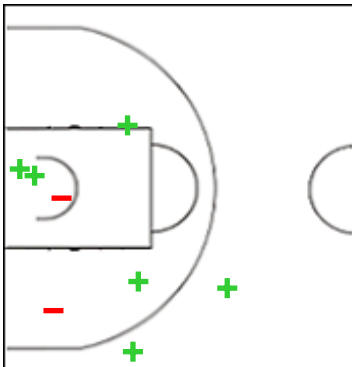
|             | M / A | %   |
|-------------|-------|-----|
| Fied Goals  | 1 / 3 | 33  |
| 2 Points    | 1 / 2 | 50  |
| 3 Points    | 0 / 1 | 0   |
| Free Throws | 1 / 1 | 100 |

#### 9 ALMEIDA Joel



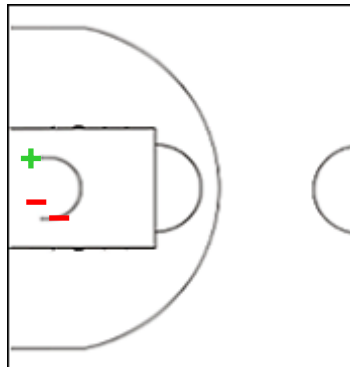
|             | M / A | %  |
|-------------|-------|----|
| Fied Goals  | 2 / 8 | 25 |
| 2 Points    | 1 / 4 | 25 |
| 3 Points    | 1 / 4 | 25 |
| Free Throws | 0 / 0 | 0  |

#### 13 TAVARES Williams



|             | M / A | %   |
|-------------|-------|-----|
| Fied Goals  | 6 / 8 | 75  |
| 2 Points    | 4 / 6 | 67  |
| 3 Points    | 2 / 2 | 100 |
| Free Throws | 6 / 9 | 67  |

#### 15 CORONEL Kevin Oliveira



|             | M / A | %   |
|-------------|-------|-----|
| Fied Goals  | 1 / 3 | 33  |
| 2 Points    | 1 / 3 | 33  |
| 3 Points    | 0 / 0 | 0   |
| Free Throws | 1 / 1 | 100 |

### GLOBAL PARTNERS





## Shot Chart

### CPV 78 vs 70 GUI

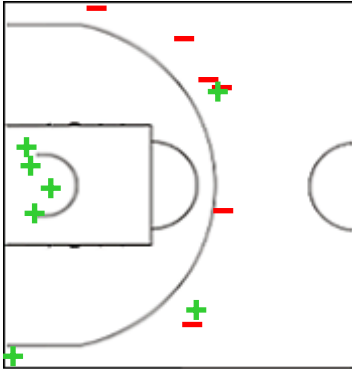
(13-24, 31-13, 18-24, 16-9)

Scoring by 5 min intervals:

|     | Q1 |    | Q2 |    | Q3 |    | Q4 |    |
|-----|----|----|----|----|----|----|----|----|
| CPV | 3  | 13 | 28 | 44 | 53 | 62 | 70 | 78 |
| GUI | 17 | 24 | 32 | 37 | 44 | 61 | 67 | 70 |

### CPV - Cape Verde

#### 21 GOMES Betinho



|             | M / A  | %   |
|-------------|--------|-----|
| Fied Goals  | 7 / 13 | 54  |
| 2 Points    | 4 / 4  | 100 |
| 3 Points    | 3 / 9  | 33  |
| Free Throws | 2 / 2  | 100 |

#### GLOBAL PARTNERS





Shot Chart

CPV 78 vs 70 GUI

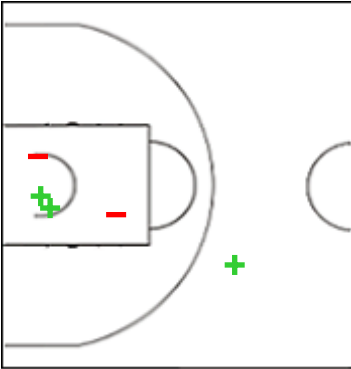
(13-24, 31-13, 18-24, 16-9)

Scoring by 5 min intervals:

|     | Q1 |    | Q2 |    | Q3 |    | Q4 |    |
|-----|----|----|----|----|----|----|----|----|
| CPV | 3  | 13 | 28 | 44 | 53 | 62 | 70 | 78 |
| GUI | 17 | 24 | 32 | 37 | 44 | 61 | 67 | 70 |

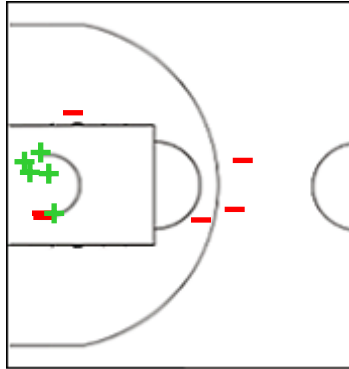
GUI - Guinea

2 DIABY Daouda



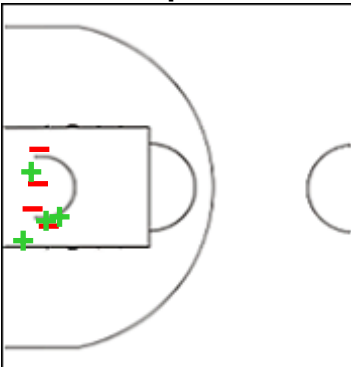
|             | M / A | %   |
|-------------|-------|-----|
| Fied Goals  | 3 / 5 | 60  |
| 2 Points    | 2 / 4 | 50  |
| 3 Points    | 1 / 1 | 100 |
| Free Throws | 0 / 0 | 0   |

5 SY Abdoulaye



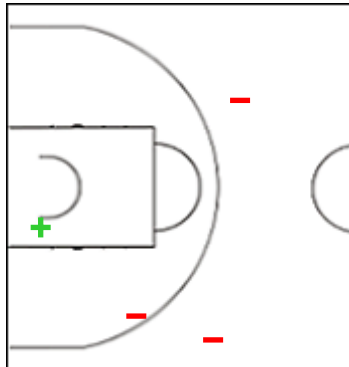
|             | M / A  | %  |
|-------------|--------|----|
| Fied Goals  | 5 / 12 | 42 |
| 2 Points    | 5 / 10 | 50 |
| 3 Points    | 0 / 2  | 0  |
| Free Throws | 0 / 0  | 0  |

7 KABA Alpha



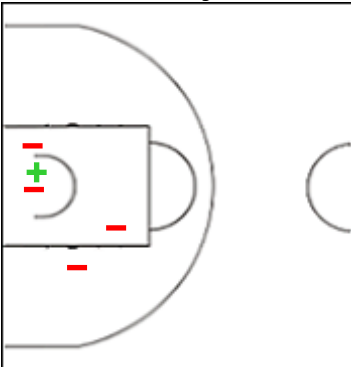
|             | M / A | %   |
|-------------|-------|-----|
| Fied Goals  | 4 / 8 | 50  |
| 2 Points    | 4 / 8 | 50  |
| 3 Points    | 0 / 0 | 0   |
| Free Throws | 2 / 2 | 100 |

9 MARA Mambourou



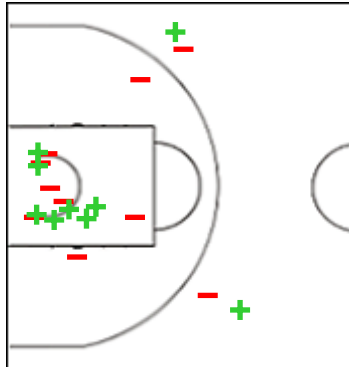
|             | M / A | %  |
|-------------|-------|----|
| Fied Goals  | 1 / 4 | 25 |
| 2 Points    | 1 / 2 | 50 |
| 3 Points    | 0 / 2 | 0  |
| Free Throws | 1 / 2 | 50 |

13 KEITA Tidjan



|             | M / A | %  |
|-------------|-------|----|
| Fied Goals  | 1 / 5 | 20 |
| 2 Points    | 1 / 5 | 20 |
| 3 Points    | 0 / 0 | 0  |
| Free Throws | 0 / 0 | 0  |

20 CONDE Cheick Sekou



|             | M / A  | %  |
|-------------|--------|----|
| Fied Goals  | 9 / 19 | 47 |
| 2 Points    | 7 / 15 | 47 |
| 3 Points    | 2 / 4  | 50 |
| Free Throws | 3 / 6  | 50 |

GLOBAL PARTNERS





Shot Chart

CPV 78 vs 70 GUI

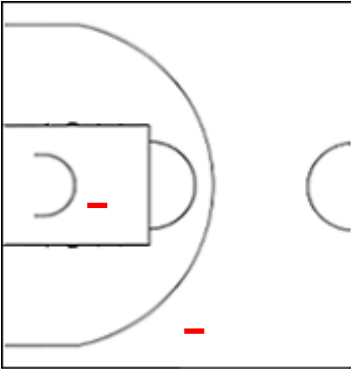
(13-24, 31-13, 18-24, 16-9)

Scoring by 5 min intervals:

|     | Q1 |    | Q2 |    | Q3 |    | Q4 |    |
|-----|----|----|----|----|----|----|----|----|
| CPV | 3  | 13 | 28 | 44 | 53 | 62 | 70 | 78 |
| GUI | 17 | 24 | 32 | 37 | 44 | 61 | 67 | 70 |

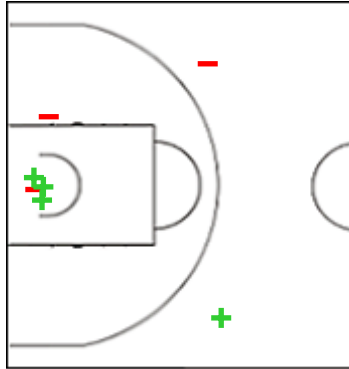
GUI - Guinea

21 DOUMBOUYA Ibrahima



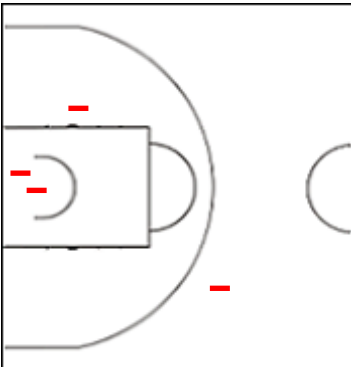
|             | M / A | % |
|-------------|-------|---|
| Fied Goals  | 0 / 2 | 0 |
| 2 Points    | 0 / 1 | 0 |
| 3 Points    | 0 / 1 | 0 |
| Free Throws | 0 / 0 | 0 |

23 DRAME Ousmane



|             | M / A | %  |
|-------------|-------|----|
| Fied Goals  | 4 / 7 | 57 |
| 2 Points    | 3 / 5 | 60 |
| 3 Points    | 1 / 2 | 50 |
| Free Throws | 5 / 9 | 56 |

24 FOFANA Ibrahim Kalil



|             | M / A | % |
|-------------|-------|---|
| Fied Goals  | 0 / 4 | 0 |
| 2 Points    | 0 / 3 | 0 |
| 3 Points    | 0 / 1 | 0 |
| Free Throws | 0 / 0 | 0 |

GLOBAL PARTNERS





Shot Chart

CPV 78 vs 70 GUI

(13-24, 31-13, 18-24, 16-9)

Scoring by 5 min intervals:

|     | Q1 |    | Q2 |    | Q3 |    | Q4 |    |
|-----|----|----|----|----|----|----|----|----|
| CPV | 3  | 13 | 28 | 44 | 53 | 62 | 70 | 78 |
| GUI | 17 | 24 | 32 | 37 | 44 | 61 | 67 | 70 |

CPV - Cape Verde

GUI - Guinea



|             | M / A   | %  |
|-------------|---------|----|
| Fied Goals  | 26 / 56 | 46 |
| 2 Points    | 14 / 26 | 54 |
| 3 Points    | 12 / 30 | 40 |
| Free Throws | 14 / 19 | 74 |

| %  | M / A   |             |
|----|---------|-------------|
| 41 | 27 / 66 | Fied Goals  |
| 43 | 23 / 53 | 2 Points    |
| 31 | 4 / 13  | 3 Points    |
| 57 | 12 / 21 | Free Throws |

GLOBAL PARTNERS

