



Shot Chart

ANG 80 vs 67 CPV

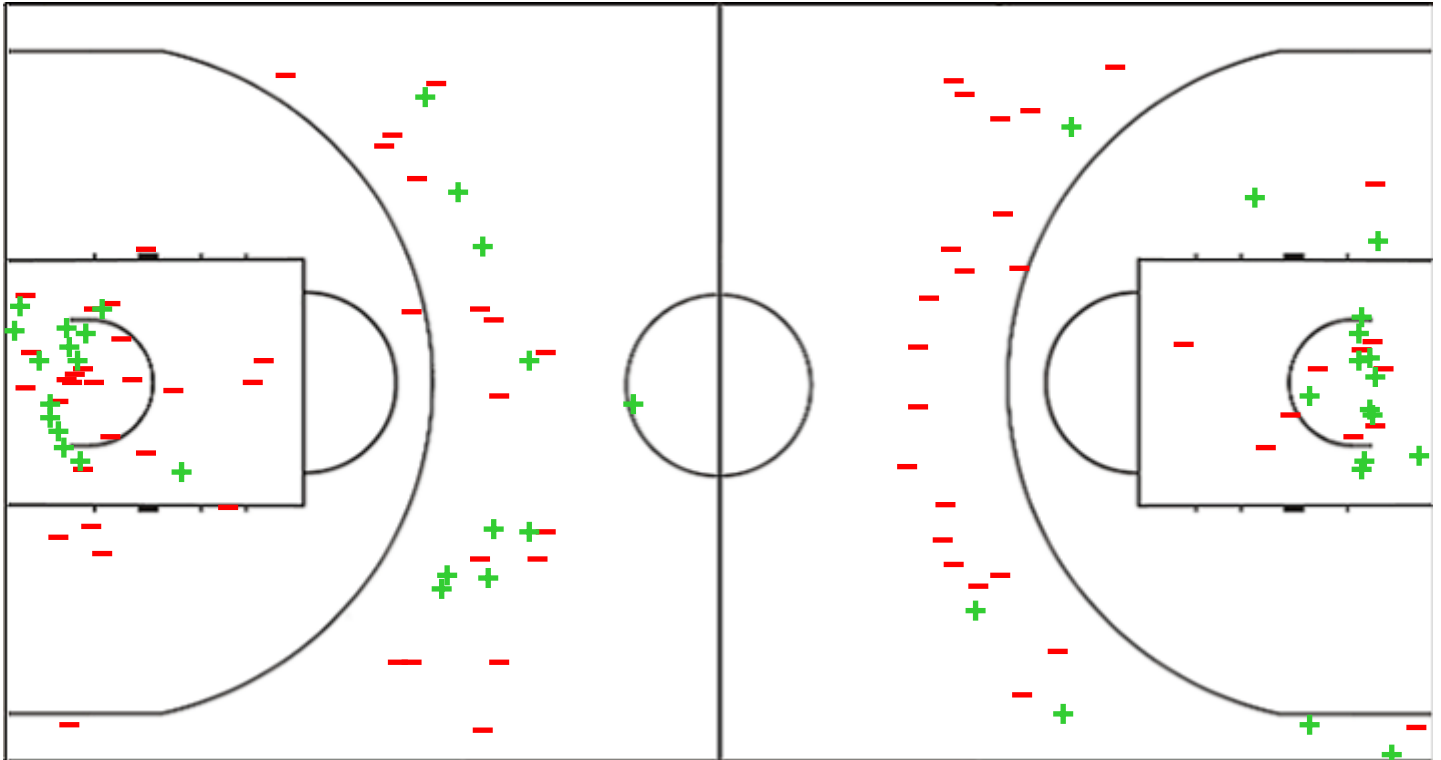
(20-18, 23-18, 21-16, 16-15)

Scoring by 5 min intervals:

	Q1		Q2		Q3		Q4	
ANG	9	20	34	43	58	64	74	80
CPV	10	18	27	36	46	52	59	67

ANG - Angola

CPV - Cape Verde



ANG	M / A	%
Fied Goals	24 / 66	36
2 Points	14 / 39	36
3 Points	10 / 27	37
Free Throws	22 / 32	69

%	M / A	CPV
37	18 / 49	Fied Goals
57	13 / 23	2 Points
19	5 / 26	3 Points
76	26 / 34	Free Throws

GLOBAL PARTNERS





Shot Chart

ANG 80 vs 67 CPV

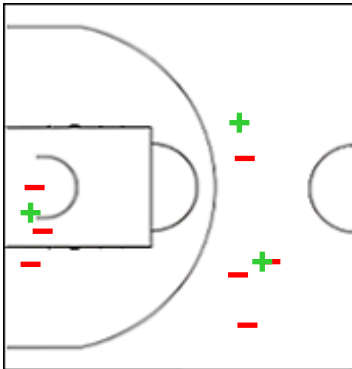
(20-18, 23-18, 21-16, 16-15)

Scoring by 5 min intervals:

	Q1		Q2		Q3		Q4	
ANG	9	20	34	43	58	64	74	80
CPV	10	18	27	36	46	52	59	67

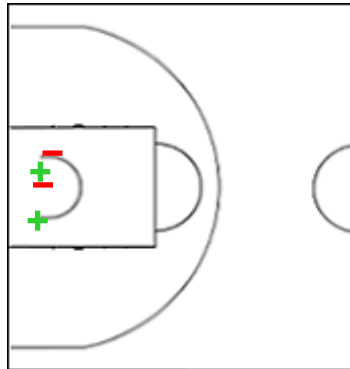
ANG - Angola

1 DOMINGOS Gerson



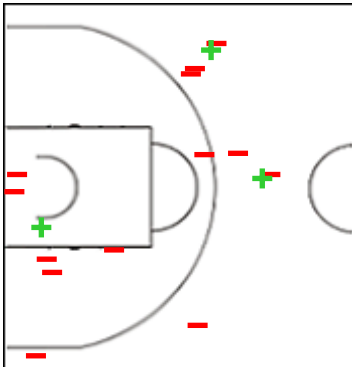
	M / A	%
Fied Goals	3 / 10	30
2 Points	1 / 4	25
3 Points	2 / 6	33
Free Throws	2 / 4	50

2 MACONDA Jose Dimitri



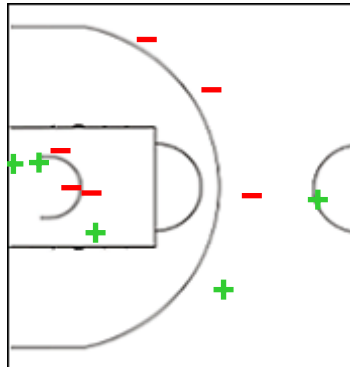
	M / A	%
Fied Goals	2 / 4	50
2 Points	2 / 4	50
3 Points	0 / 0	0
Free Throws	1 / 3	33

3 GONCALVES Gerson



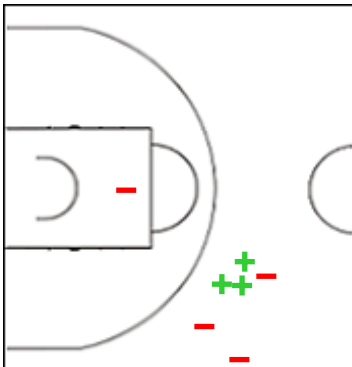
	M / A	%
Fied Goals	3 / 16	19
2 Points	1 / 7	14
3 Points	2 / 9	22
Free Throws	1 / 2	50

5 DUNDAO Childe



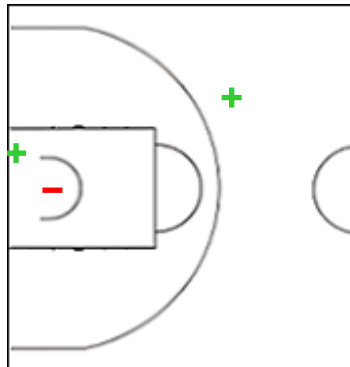
	M / A	%
Fied Goals	5 / 11	45
2 Points	3 / 6	50
3 Points	2 / 5	40
Free Throws	11 / 14	79

10 MONTEIRO Antonio



	M / A	%
Fied Goals	3 / 7	43
2 Points	0 / 1	0
3 Points	3 / 6	50
Free Throws	7 / 9	78

11 DÒ Teotonio



	M / A	%
Fied Goals	2 / 3	67
2 Points	1 / 2	50
3 Points	1 / 1	100
Free Throws	0 / 0	0

GLOBAL PARTNERS





Shot Chart

ANG 80 vs 67 CPV

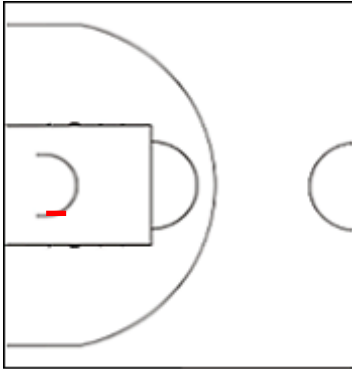
(20-18, 23-18, 21-16, 16-15)

Scoring by 5 min intervals:

	Q1		Q2		Q3		Q4	
ANG	9	20	34	43	58	64	74	80
CPV	10	18	27	36	46	52	59	67

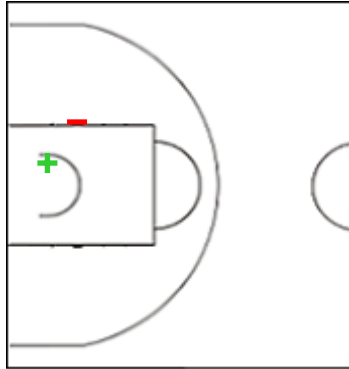
ANG - Angola

13 FERNANDES João



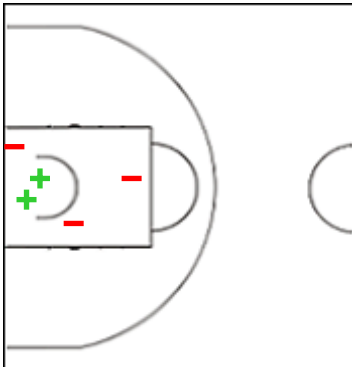
	M / A	%
Fied Goals	0 / 1	0
2 Points	0 / 1	0
3 Points	0 / 0	0
Free Throws	0 / 0	0

15 FRANCISCO Eduardo



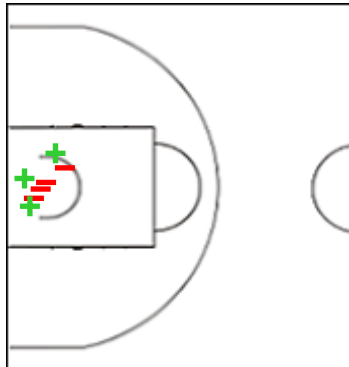
	M / A	%
Fied Goals	1 / 2	50
2 Points	1 / 2	50
3 Points	0 / 0	0
Free Throws	0 / 0	0

34 KOKILA Kevin



	M / A	%
Fied Goals	2 / 5	40
2 Points	2 / 5	40
3 Points	0 / 0	0
Free Throws	0 / 0	0

47 VALENTE Milton Bande



	M / A	%
Fied Goals	3 / 7	43
2 Points	3 / 7	43
3 Points	0 / 0	0
Free Throws	0 / 0	0

GLOBAL PARTNERS





Shot Chart

ANG 80 vs 67 CPV

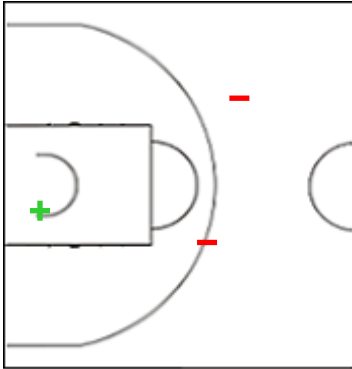
(20-18, 23-18, 21-16, 16-15)

Scoring by 5 min intervals:

	Q1		Q2		Q3		Q4	
ANG	9	20	34	43	58	64	74	80
CPV	10	18	27	36	46	52	59	67

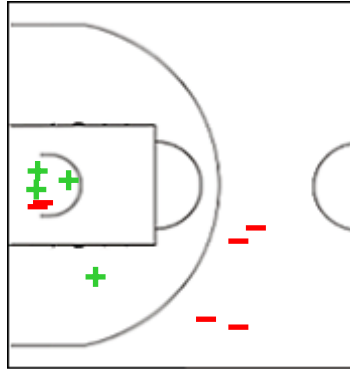
CPV - Cape Verde

0 LIMA Patrick



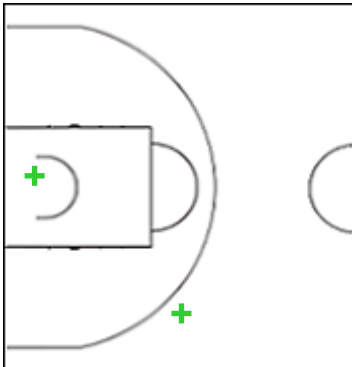
	M / A	%
Fied Goals	1 / 3	33
2 Points	1 / 1	100
3 Points	0 / 2	0
Free Throws	3 / 5	60

6 ALMEIDA Ivan



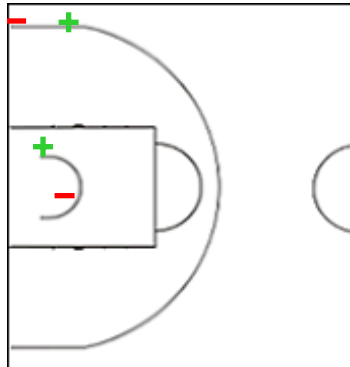
	M / A	%
Fied Goals	4 / 10	40
2 Points	4 / 6	67
3 Points	0 / 4	0
Free Throws	6 / 8	75

8 CORREIA Anderson



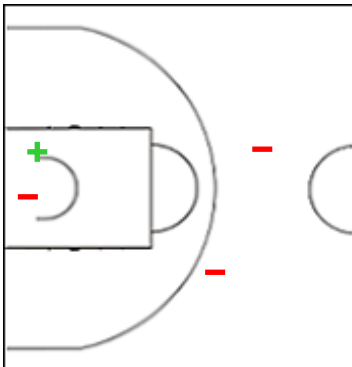
	M / A	%
Fied Goals	2 / 2	100
2 Points	1 / 1	100
3 Points	1 / 1	100
Free Throws	0 / 0	0

9 ALMEIDA Joel



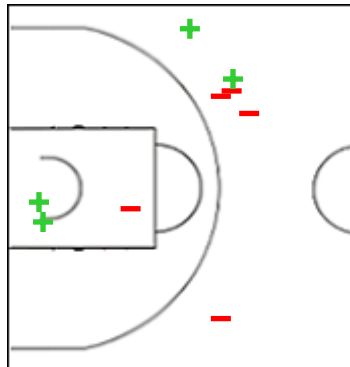
	M / A	%
Fied Goals	2 / 4	50
2 Points	1 / 2	50
3 Points	1 / 2	50
Free Throws	4 / 5	80

13 TAVARES Williams



	M / A	%
Fied Goals	1 / 4	25
2 Points	1 / 2	50
3 Points	0 / 2	0
Free Throws	3 / 4	75

21 GOMES Betinho



	M / A	%
Fied Goals	4 / 9	44
2 Points	2 / 3	67
3 Points	2 / 6	33
Free Throws	4 / 4	100

GLOBAL PARTNERS





Shot Chart

ANG 80 vs 67 CPV

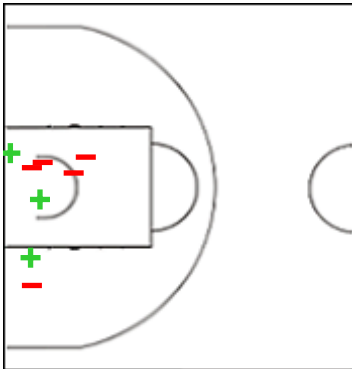
(20-18, 23-18, 21-16, 16-15)

Scoring by 5 min intervals:

	Q1		Q2		Q3		Q4	
ANG	9	20	34	43	58	64	74	80
CPV	10	18	27	36	46	52	59	67

CPV - Cape Verde

22 TAVARES Walter



	M / A	%
Fied Goals	3 / 8	38
2 Points	3 / 8	38
3 Points	0 / 0	0
Free Throws	5 / 6	83

GLOBAL PARTNERS





Shot Chart

ANG 80 vs 67 CPV

(20-18, 23-18, 21-16, 16-15)

Scoring by 5 min intervals:

	Q1		Q2		Q3		Q4	
ANG	9	20	34	43	58	64	74	80
CPV	10	18	27	36	46	52	59	67

ANG - Angola

CPV - Cape Verde



	M / A	%
Fied Goals	24 / 66	36
2 Points	14 / 39	36
3 Points	10 / 27	37
Free Throws	22 / 32	69

%	M / A	
37	18 / 49	Fied Goals
57	13 / 23	2 Points
19	5 / 26	3 Points
76	26 / 34	Free Throws

GLOBAL PARTNERS

