



Shot Chart

EGY 63 vs 71 CMR

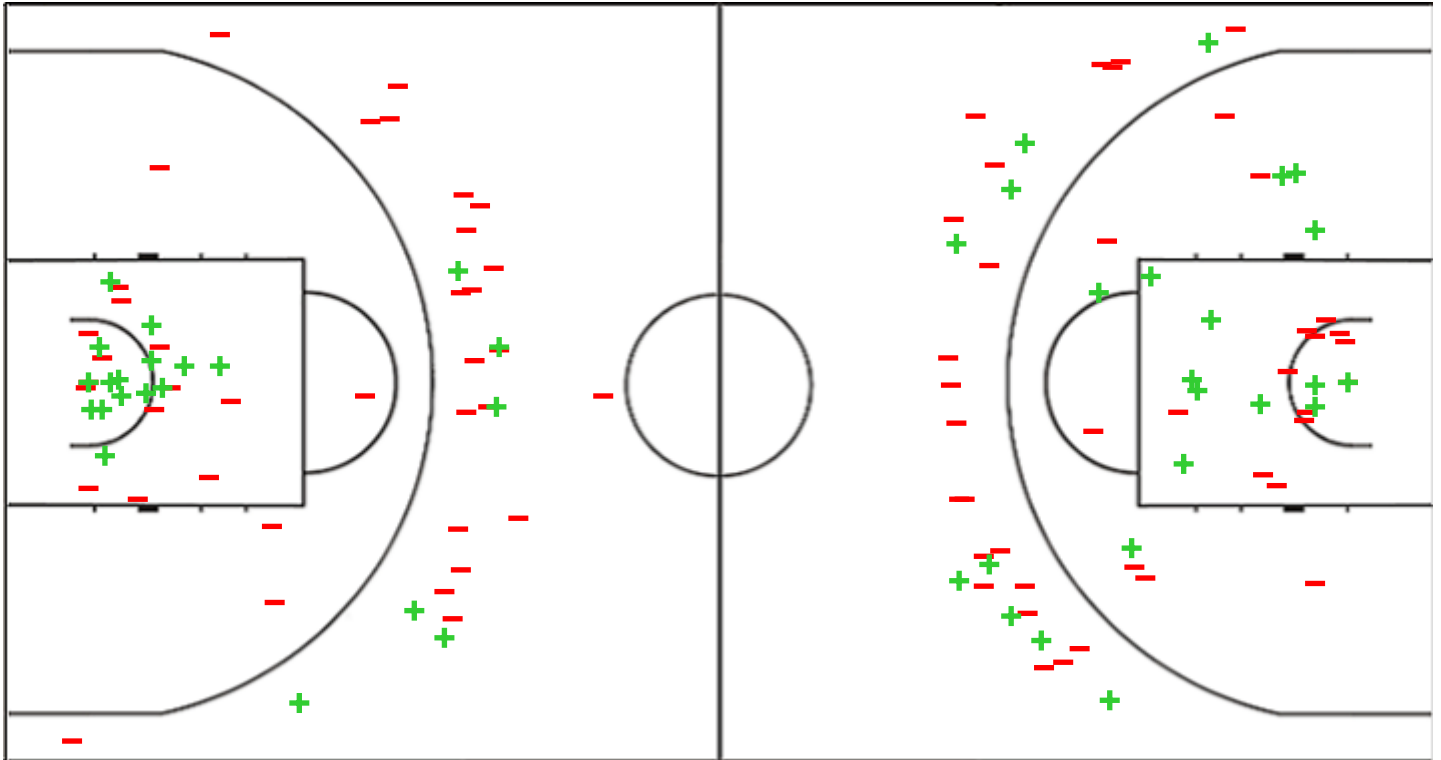
(14-24, 11-20, 21-12, 17-15)

Scoring by 5 min intervals:

|     | Q1 |    | Q2 |    | Q3 |    | Q4 |    |
|-----|----|----|----|----|----|----|----|----|
| EGY | 7  | 14 | 16 | 25 | 36 | 46 | 49 | 63 |
| CMR | 14 | 24 | 29 | 44 | 49 | 56 | 61 | 71 |

EGY - Egypt

CMR - Cameroon



| EGY         | M / A   | %  |
|-------------|---------|----|
| Fied Goals  | 21 / 59 | 36 |
| 2 Points    | 15 / 32 | 47 |
| 3 Points    | 6 / 27  | 22 |
| Free Throws | 15 / 18 | 83 |

| %  | M / A   | CMR         |
|----|---------|-------------|
| 37 | 23 / 63 | Fied Goals  |
| 42 | 14 / 33 | 2 Points    |
| 30 | 9 / 30  | 3 Points    |
| 84 | 16 / 19 | Free Throws |

GLOBAL PARTNERS





Shot Chart

EGY 63 vs 71 CMR

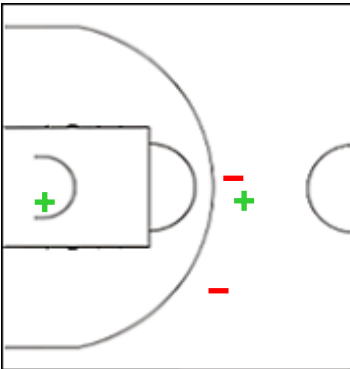
(14-24, 11-20, 21-12, 17-15)

Scoring by 5 min intervals:

|     | Q1 |    | Q2 |    | Q3 |    | Q4 |    |
|-----|----|----|----|----|----|----|----|----|
| EGY | 7  | 14 | 16 | 25 | 36 | 46 | 49 | 63 |
| CMR | 14 | 24 | 29 | 44 | 49 | 56 | 61 | 71 |

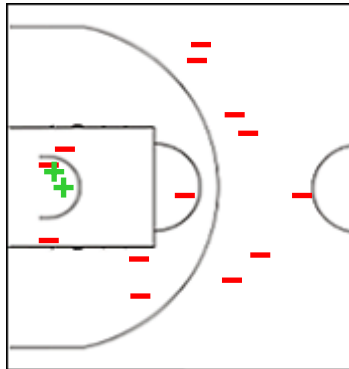
EGY - Egypt

0 METWALY Ahmed



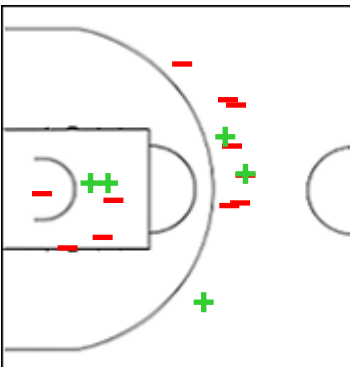
|             | M / A | %   |
|-------------|-------|-----|
| Fied Goals  | 2 / 4 | 50  |
| 2 Points    | 1 / 1 | 100 |
| 3 Points    | 1 / 3 | 33  |
| Free Throws | 1 / 2 | 50  |

4 SALEH Ehab



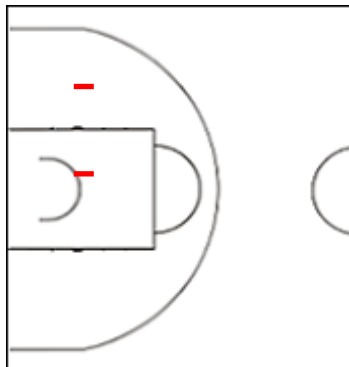
|             | M / A  | %   |
|-------------|--------|-----|
| Fied Goals  | 2 / 15 | 13  |
| 2 Points    | 2 / 8  | 25  |
| 3 Points    | 0 / 7  | 0   |
| Free Throws | 4 / 4  | 100 |

5 ABDELHALIM Amr



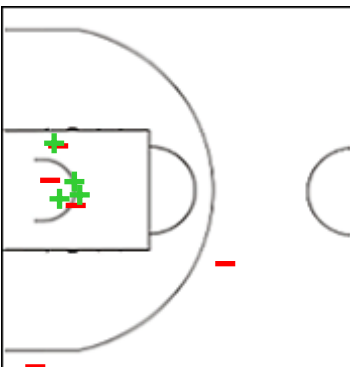
|             | M / A  | %  |
|-------------|--------|----|
| Fied Goals  | 5 / 16 | 31 |
| 2 Points    | 2 / 6  | 33 |
| 3 Points    | 3 / 10 | 30 |
| Free Throws | 5 / 6  | 83 |

7 ALY Waleed



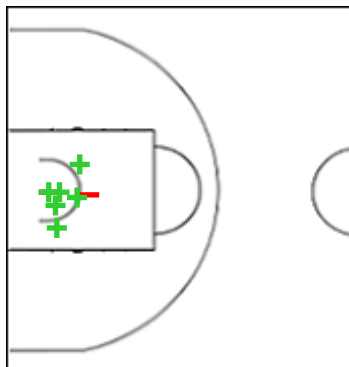
|             | M / A | %   |
|-------------|-------|-----|
| Fied Goals  | 0 / 2 | 0   |
| 2 Points    | 0 / 2 | 0   |
| 3 Points    | 0 / 0 | 0   |
| Free Throws | 2 / 2 | 100 |

12 ABOUSHOUSA Youssef



|             | M / A | %  |
|-------------|-------|----|
| Fied Goals  | 4 / 9 | 44 |
| 2 Points    | 4 / 7 | 57 |
| 3 Points    | 0 / 2 | 0  |
| Free Throws | 1 / 2 | 50 |

50 MAREI Assem



|             | M / A | %   |
|-------------|-------|-----|
| Fied Goals  | 6 / 8 | 75  |
| 2 Points    | 6 / 8 | 75  |
| 3 Points    | 0 / 0 | 0   |
| Free Throws | 2 / 2 | 100 |

GLOBAL PARTNERS





Shot Chart

EGY 63 vs 71 CMR

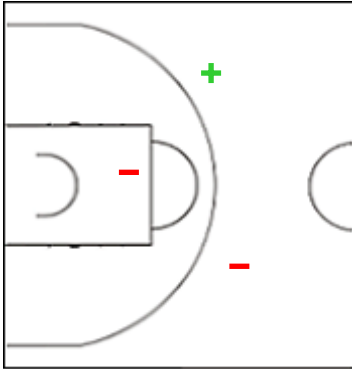
(14-24, 11-20, 21-12, 17-15)

Scoring by 5 min intervals:

|     | Q1 |    | Q2 |    | Q3 |    | Q4 |    |
|-----|----|----|----|----|----|----|----|----|
| EGY | 7  | 14 | 16 | 25 | 36 | 46 | 49 | 63 |
| CMR | 14 | 24 | 29 | 44 | 49 | 56 | 61 | 71 |

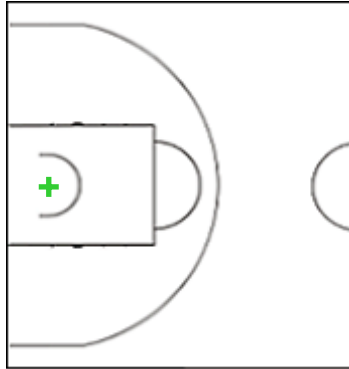
CMR - Cameroon

8 GBETKOM Samir



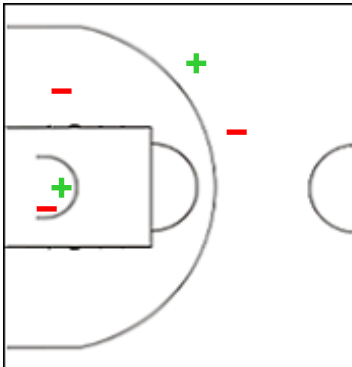
|             | M / A | %  |
|-------------|-------|----|
| Fied Goals  | 1 / 3 | 33 |
| 2 Points    | 0 / 1 | 0  |
| 3 Points    | 1 / 2 | 50 |
| Free Throws | 1 / 2 | 50 |

13 FRANK Yangué



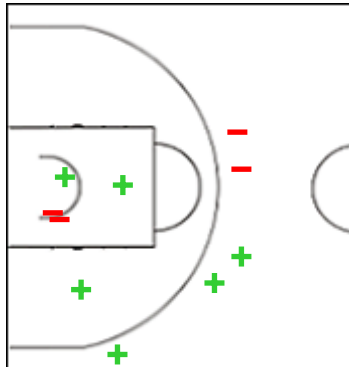
|             | M / A | %   |
|-------------|-------|-----|
| Fied Goals  | 1 / 1 | 100 |
| 2 Points    | 1 / 1 | 100 |
| 3 Points    | 0 / 0 | 0   |
| Free Throws | 0 / 0 | 0   |

14 MINLEND JR Charles



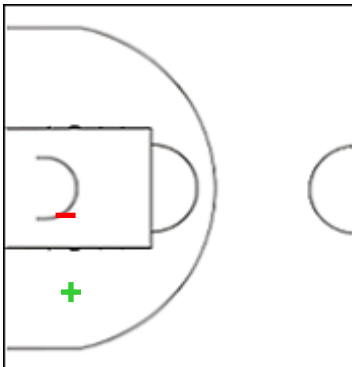
|             | M / A | %   |
|-------------|-------|-----|
| Fied Goals  | 2 / 5 | 40  |
| 2 Points    | 1 / 3 | 33  |
| 3 Points    | 1 / 2 | 50  |
| Free Throws | 1 / 1 | 100 |

23 MBALA Benoit



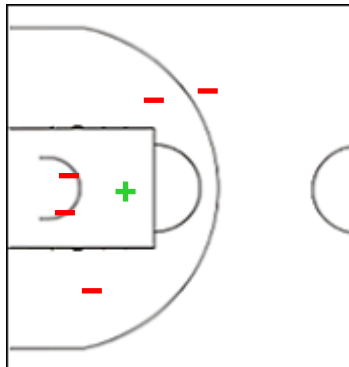
|             | M / A  | %  |
|-------------|--------|----|
| Fied Goals  | 6 / 10 | 60 |
| 2 Points    | 3 / 5  | 60 |
| 3 Points    | 3 / 5  | 60 |
| Free Throws | 3 / 4  | 75 |

24 AWANA BELINGUINE



|             | M / A | %  |
|-------------|-------|----|
| Fied Goals  | 1 / 2 | 50 |
| 2 Points    | 1 / 2 | 50 |
| 3 Points    | 0 / 0 | 0  |
| Free Throws | 0 / 0 | 0  |

25 MOUTE A BIDIAS Roger



|             | M / A | %   |
|-------------|-------|-----|
| Fied Goals  | 1 / 6 | 17  |
| 2 Points    | 1 / 5 | 20  |
| 3 Points    | 0 / 1 | 0   |
| Free Throws | 2 / 2 | 100 |

GLOBAL PARTNERS





Shot Chart

EGY 63 vs 71 CMR

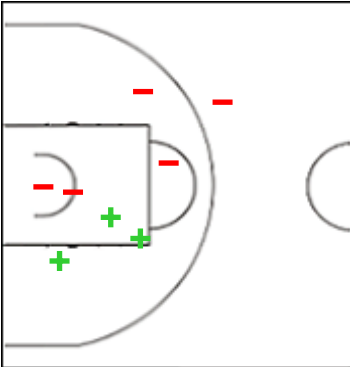
(14-24, 11-20, 21-12, 17-15)

Scoring by 5 min intervals:

|     | Q1 |    | Q2 |    | Q3 |    | Q4 |    |
|-----|----|----|----|----|----|----|----|----|
| EGY | 7  | 14 | 16 | 25 | 36 | 46 | 49 | 63 |
| CMR | 14 | 24 | 29 | 44 | 49 | 56 | 61 | 71 |

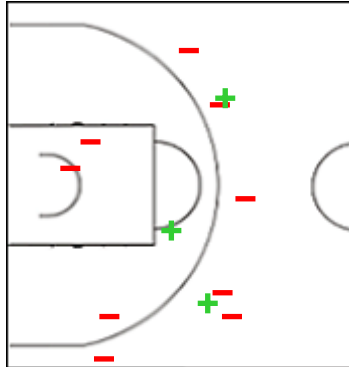
CMR - Cameroon

26 BAYEHE Philippe Jordan



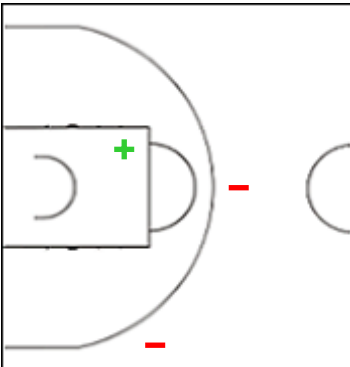
|             | M / A | %  |
|-------------|-------|----|
| Fied Goals  | 3 / 8 | 38 |
| 2 Points    | 3 / 7 | 43 |
| 3 Points    | 0 / 1 | 0  |
| Free Throws | 0 / 0 | 0  |

30 ATEBA Fabien Quentin



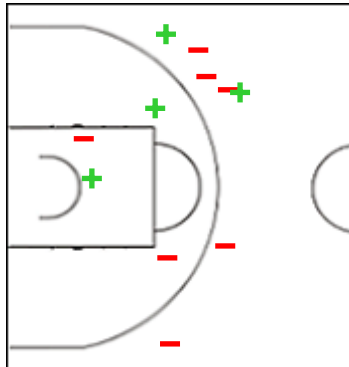
|             | M / A  | %  |
|-------------|--------|----|
| Fied Goals  | 3 / 12 | 25 |
| 2 Points    | 1 / 4  | 25 |
| 3 Points    | 2 / 8  | 25 |
| Free Throws | 0 / 0  | 0  |

32 NYAMA Roland L'Amour



|             | M / A | %   |
|-------------|-------|-----|
| Fied Goals  | 1 / 3 | 33  |
| 2 Points    | 1 / 1 | 100 |
| 3 Points    | 0 / 2 | 0   |
| Free Throws | 2 / 2 | 100 |

98 HILL Jeremiah



|             | M / A  | %  |
|-------------|--------|----|
| Fied Goals  | 4 / 11 | 36 |
| 2 Points    | 2 / 4  | 50 |
| 3 Points    | 2 / 7  | 29 |
| Free Throws | 7 / 8  | 88 |

GLOBAL PARTNERS





Shot Chart

EGY 63 vs 71 CMR

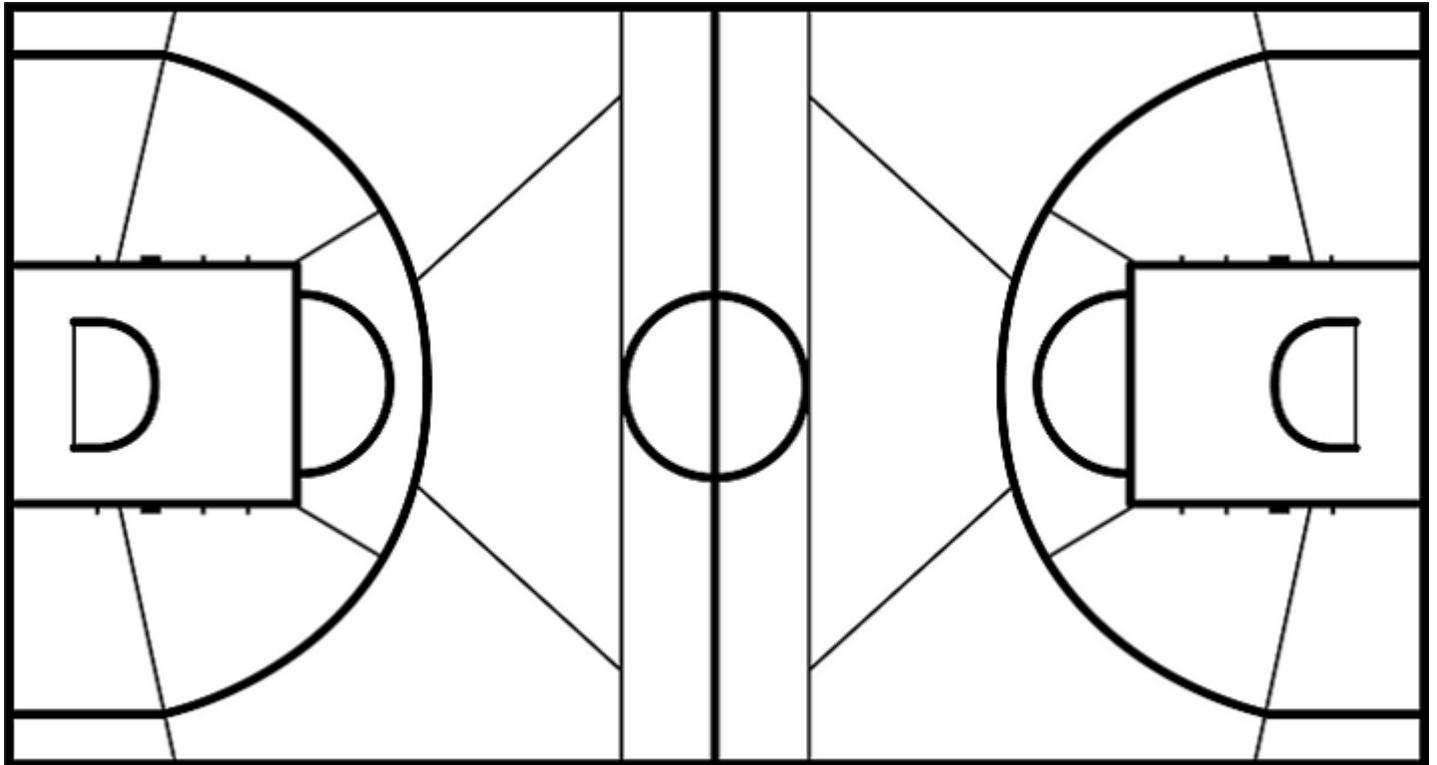
(14-24, 11-20, 21-12, 17-15)

Scoring by 5 min intervals:

|     | Q1 |    | Q2 |    | Q3 |    | Q4 |    |
|-----|----|----|----|----|----|----|----|----|
| EGY | 7  | 14 | 16 | 25 | 36 | 46 | 49 | 63 |
| CMR | 14 | 24 | 29 | 44 | 49 | 56 | 61 | 71 |

EGY - Egypt

CMR - Cameroon



|             | M / A   | %  |
|-------------|---------|----|
| Fied Goals  | 21 / 59 | 36 |
| 2 Points    | 15 / 32 | 47 |
| 3 Points    | 6 / 27  | 22 |
| Free Throws | 15 / 18 | 83 |

| %  | M / A   |             |
|----|---------|-------------|
| 37 | 23 / 63 | Fied Goals  |
| 42 | 14 / 33 | 2 Points    |
| 30 | 9 / 30  | 3 Points    |
| 84 | 16 / 19 | Free Throws |

GLOBAL PARTNERS

