



Shot Chart

USA 95 vs 90 CUB

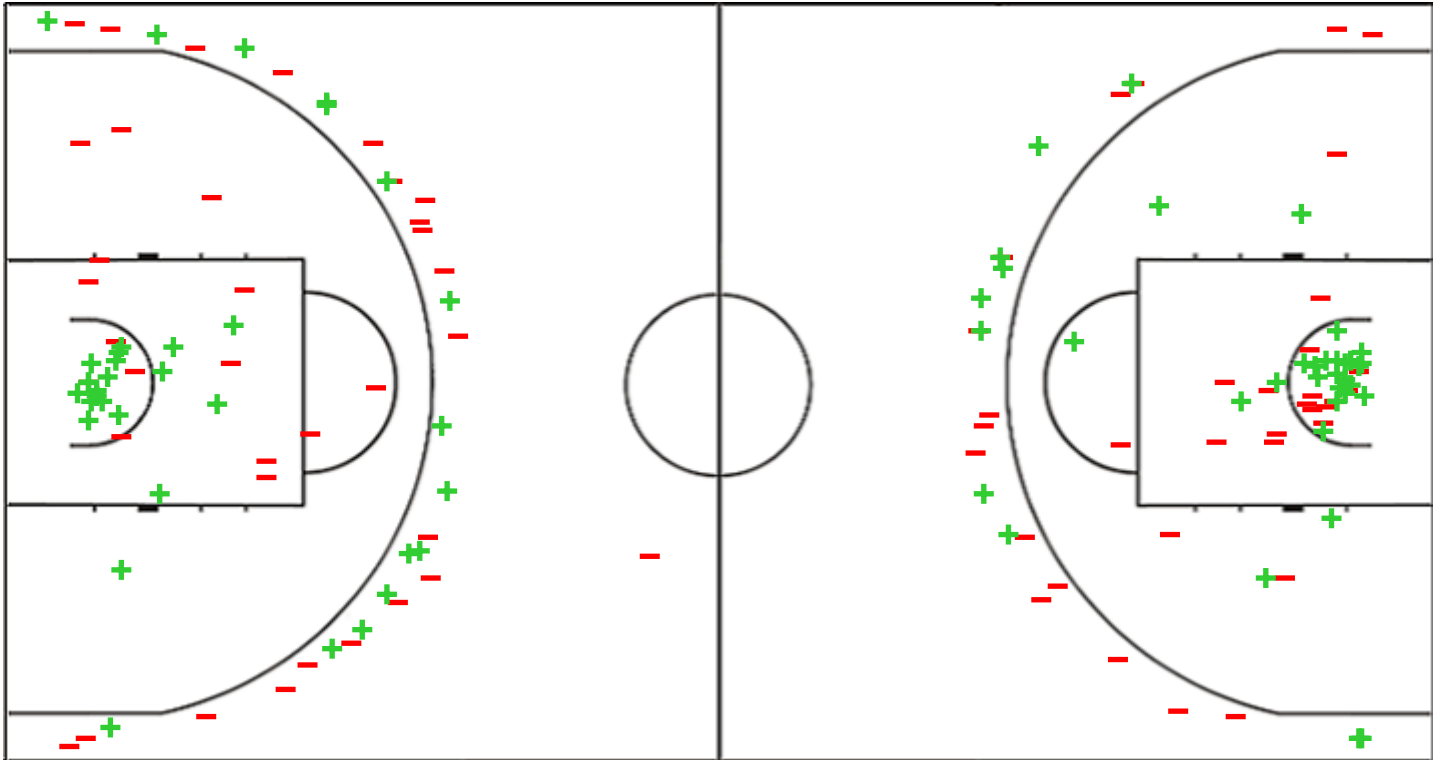
(27-37, 33-16, 13-24, 22-13)

Scoring by 5 min intervals:

	Q1		Q2		Q3		Q4	
USA	19	27	43	60	66	73	84	95
CUB	17	37	45	53	64	77	82	90

USA - USA

CUB - Cuba



USA	M / A	%
Fied Goals	35 / 71	49
2 Points	20 / 35	57
3 Points	15 / 36	42
Free Throws	10 / 16	63

%	M / A	CUB
51	36 / 70	Fied Goals
58	26 / 45	2 Points
40	10 / 25	3 Points
57	8 / 14	Free Throws

GLOBAL PARTNERS





Shot Chart

USA 95 vs 90 CUB

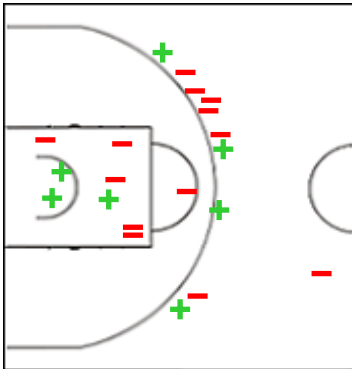
(27-37, 33-16, 13-24, 22-13)

Scoring by 5 min intervals:

	Q1		Q2		Q3		Q4	
USA	19	27	43	60	66	73	84	95
CUB	17	37	45	53	64	77	82	90

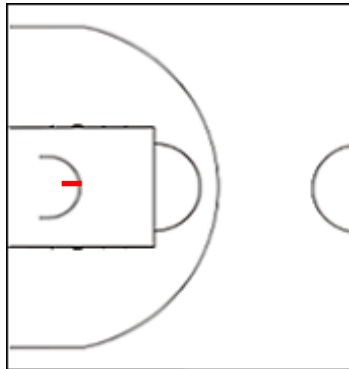
USA - USA

4 THOMAS Isaiah



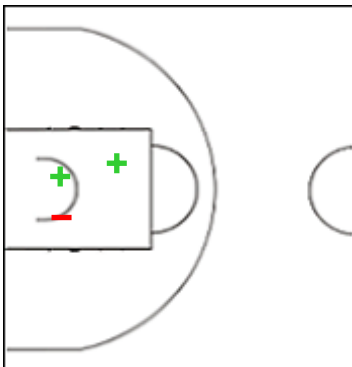
	M / A	%
Fied Goals	7 / 20	35
2 Points	3 / 9	33
3 Points	4 / 11	36
Free Throws	3 / 5	60

5 GRAY Josh



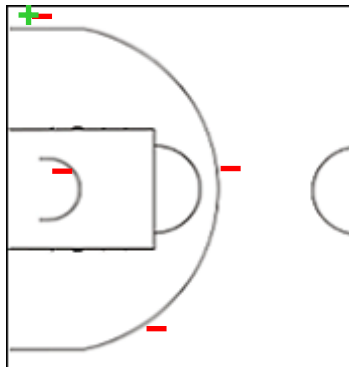
	M / A	%
Fied Goals	0 / 1	0
2 Points	0 / 1	0
3 Points	0 / 0	0
Free Throws	0 / 0	0

6 DAVIS William



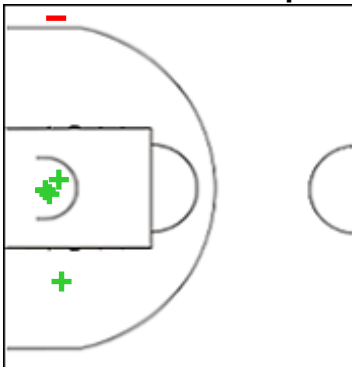
	M / A	%
Fied Goals	2 / 3	67
2 Points	2 / 3	67
3 Points	0 / 0	0
Free Throws	0 / 2	0

7 RANDLE Chasson



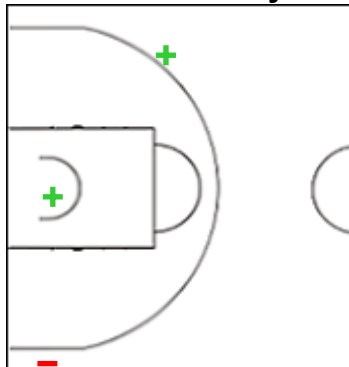
	M / A	%
Fied Goals	1 / 5	20
2 Points	0 / 1	0
3 Points	1 / 4	25
Free Throws	0 / 0	0

8 HARRISON Shaquille



	M / A	%
Fied Goals	4 / 6	67
2 Points	4 / 5	80
3 Points	0 / 1	0
Free Throws	1 / 3	33

9 HIGHSMITH Haywood



	M / A	%
Fied Goals	2 / 3	67
2 Points	1 / 1	100
3 Points	1 / 2	50
Free Throws	0 / 0	0

GLOBAL PARTNERS





Shot Chart

USA 95 vs 90 CUB

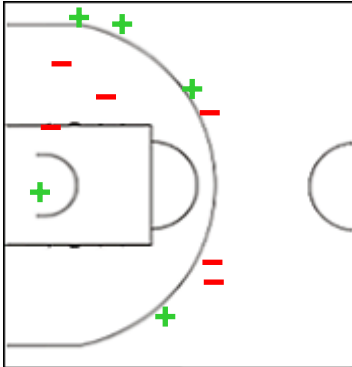
(27-37, 33-16, 13-24, 22-13)

Scoring by 5 min intervals:

	Q1		Q2		Q3		Q4	
USA	19	27	43	60	66	73	84	95
CUB	17	37	45	53	64	77	82	90

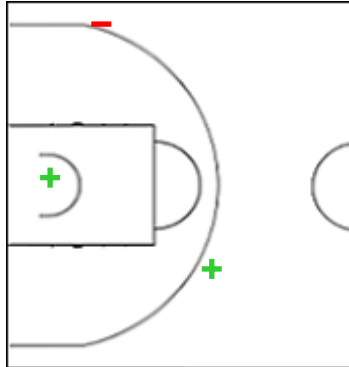
USA - USA

11 JOHNSON BJ



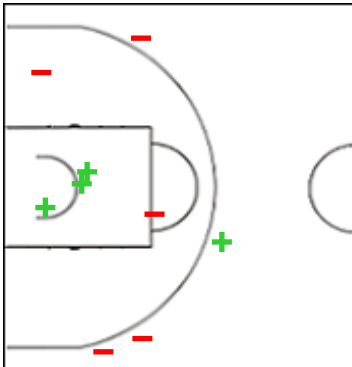
	M / A	%
Fied Goals	5 / 11	45
2 Points	1 / 4	25
3 Points	4 / 7	57
Free Throws	2 / 2	100

12 SIMPSON Xavier



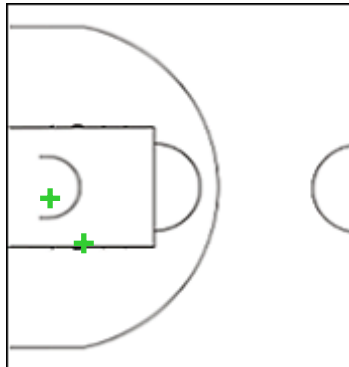
	M / A	%
Fied Goals	2 / 3	67
2 Points	1 / 1	100
3 Points	1 / 2	50
Free Throws	2 / 2	100

13 ANDERSON Justin



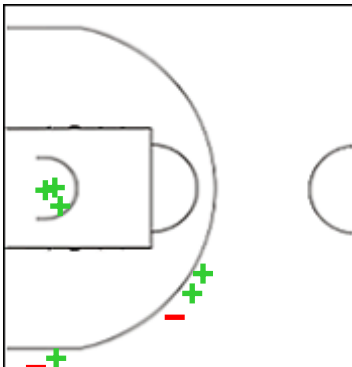
	M / A	%
Fied Goals	4 / 9	44
2 Points	3 / 5	60
3 Points	1 / 4	25
Free Throws	1 / 1	100

14 KORNET Luke



	M / A	%
Fied Goals	2 / 2	100
2 Points	2 / 2	100
3 Points	0 / 0	0
Free Throws	0 / 0	0

15 BOWEN II Brian



	M / A	%
Fied Goals	6 / 8	75
2 Points	3 / 3	100
3 Points	3 / 5	60
Free Throws	1 / 1	100

GLOBAL PARTNERS





Shot Chart

USA 95 vs 90 CUB

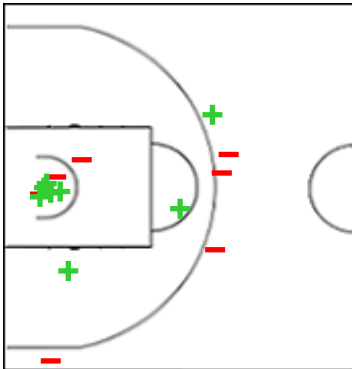
(27-37, 33-16, 13-24, 22-13)

Scoring by 5 min intervals:

	Q1		Q2		Q3		Q4	
USA	19	27	43	60	66	73	84	95
CUB	17	37	45	53	64	77	82	90

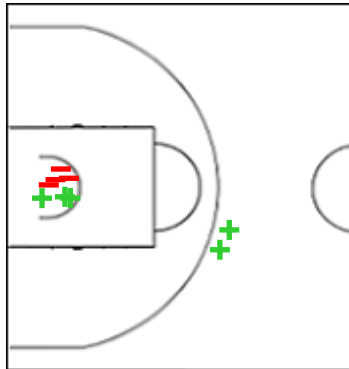
CUB - Cuba

0 GUZMAN Karel



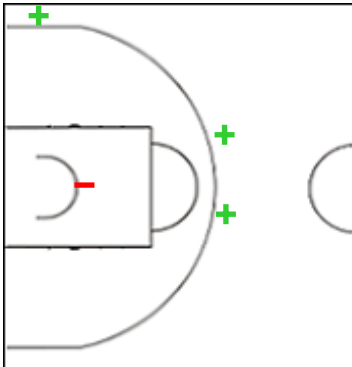
	M / A	%
Fied Goals	8 / 15	53
2 Points	7 / 10	70
3 Points	1 / 5	20
Free Throws	1 / 4	25

2 MENSIA Yoanki



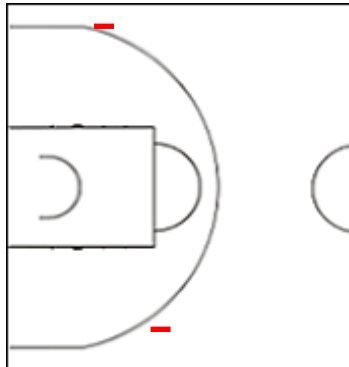
	M / A	%
Fied Goals	5 / 9	56
2 Points	3 / 7	43
3 Points	2 / 2	100
Free Throws	0 / 0	0

3 CHACON Marcos



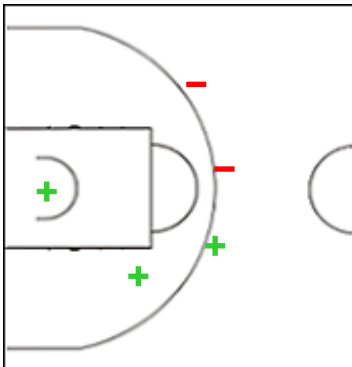
	M / A	%
Fied Goals	3 / 4	75
2 Points	0 / 1	0
3 Points	3 / 3	100
Free Throws	0 / 0	0

5 OLIVA Osmel



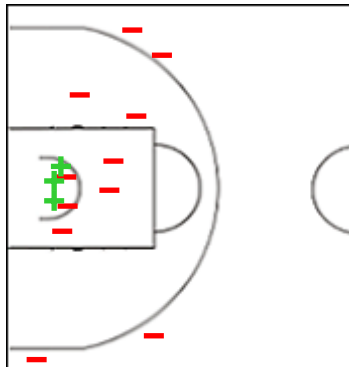
	M / A	%
Fied Goals	0 / 2	0
2 Points	0 / 0	0
3 Points	0 / 2	0
Free Throws	0 / 0	0

9 VALDES Lisvan



	M / A	%
Fied Goals	3 / 5	60
2 Points	2 / 2	100
3 Points	1 / 3	33
Free Throws	0 / 0	0

13 POLAS Yorman



	M / A	%
Fied Goals	3 / 14	21
2 Points	3 / 10	30
3 Points	0 / 4	0
Free Throws	2 / 2	100

GLOBAL PARTNERS





Shot Chart

USA 95 vs 90 CUB

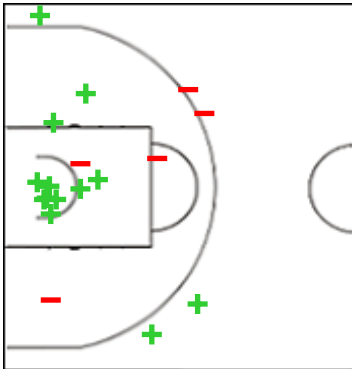
(27-37, 33-16, 13-24, 22-13)

Scoring by 5 min intervals:

	Q1		Q2		Q3		Q4	
USA	19	27	43	60	66	73	84	95
CUB	17	37	45	53	64	77	82	90

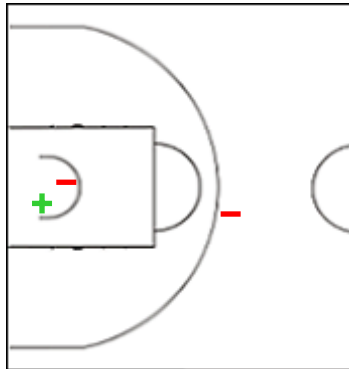
CUB - Cuba

14 RIVERO Jasiel



	M / A	%
Fied Goals	13 / 18	72
2 Points	10 / 13	77
3 Points	3 / 5	60
Free Throws	5 / 8	63

36 CUBILLA Yoel



	M / A	%
Fied Goals	1 / 3	33
2 Points	1 / 2	50
3 Points	0 / 1	0
Free Throws	0 / 0	0

GLOBAL PARTNERS





Shot Chart

USA 95 vs 90 CUB

(27-37, 33-16, 13-24, 22-13)

Scoring by 5 min intervals:

	Q1		Q2		Q3		Q4	
USA	19	27	43	60	66	73	84	95
CUB	17	37	45	53	64	77	82	90

USA - USA

CUB - Cuba



	M / A	%
Fied Goals	35 / 71	49
2 Points	20 / 35	57
3 Points	15 / 36	42
Free Throws	10 / 16	63

%	M / A	
51	36 / 70	Fied Goals
58	26 / 45	2 Points
40	10 / 25	3 Points
57	8 / 14	Free Throws

GLOBAL PARTNERS

