



Shot Chart

USA 93 vs 76 PUR

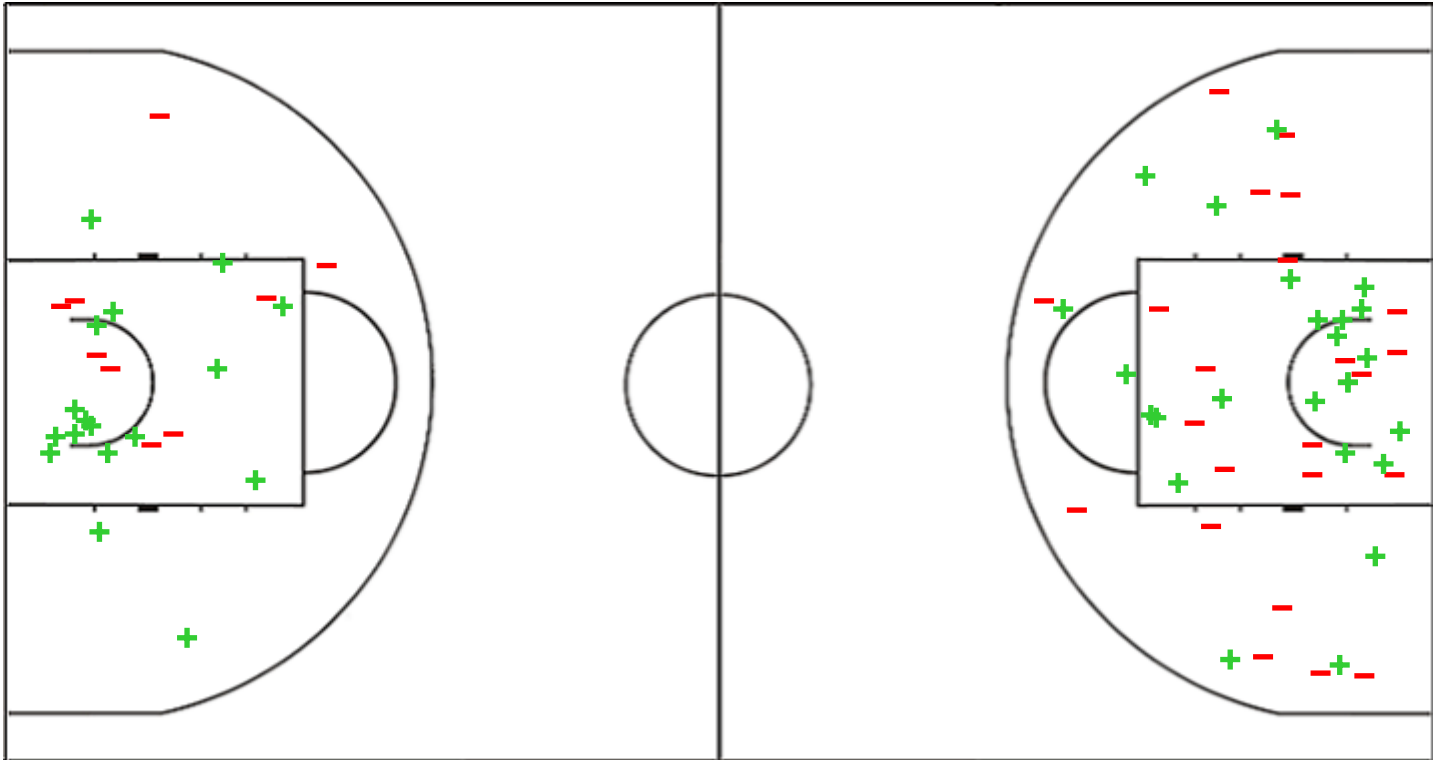
(20-27, 22-17, 32-14, 19-18)

Scoring by 5 min intervals:

|     | Q1 |    | Q2 |    | Q3 |    | Q4 |    |
|-----|----|----|----|----|----|----|----|----|
| USA | 9  | 20 | 31 | 42 | 62 | 74 | 86 | 93 |
| PUR | 12 | 27 | 36 | 44 | 54 | 58 | 65 | 76 |

USA - USA

PUR - Puerto Rico



| USA         | M / A   | %  |
|-------------|---------|----|
| Fied Goals  | 30 / 60 | 50 |
| 2 Points    | 17 / 26 | 65 |
| 3 Points    | 13 / 34 | 38 |
| Free Throws | 20 / 24 | 83 |

| %  | M / A   | PUR         |
|----|---------|-------------|
| 43 | 30 / 69 | Fied Goals  |
| 51 | 25 / 49 | 2 Points    |
| 25 | 5 / 20  | 3 Points    |
| 79 | 11 / 14 | Free Throws |

GLOBAL PARTNERS





Shot Chart

USA 93 vs 76 PUR

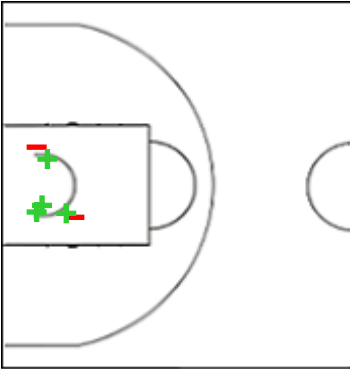
(20-27, 22-17, 32-14, 19-18)

Scoring by 5 min intervals:

|     | Q1 |    | Q2 |    | Q3 |    | Q4 |    |
|-----|----|----|----|----|----|----|----|----|
| USA | 9  | 20 | 31 | 42 | 62 | 74 | 86 | 93 |
| PUR | 12 | 27 | 36 | 44 | 54 | 58 | 65 | 76 |

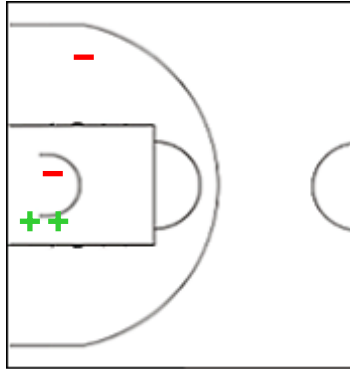
USA - USA

6 BELL Jordan



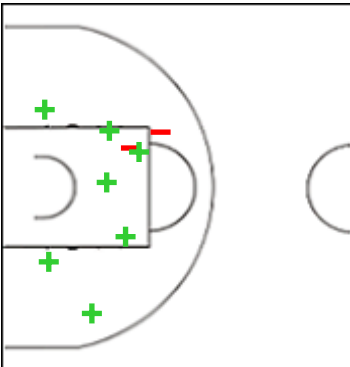
|             | M / A | %  |
|-------------|-------|----|
| Fied Goals  | 4 / 6 | 67 |
| 2 Points    | 4 / 6 | 67 |
| 3 Points    | 0 / 0 | 0  |
| Free Throws | 0 / 0 | 0  |

7 HARPER Jared Lamar



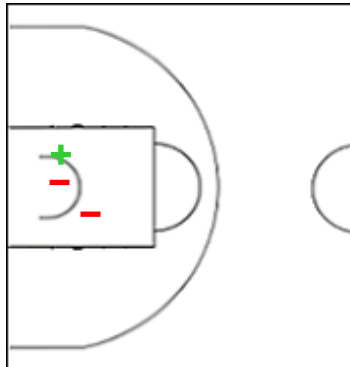
|             | M / A | %   |
|-------------|-------|-----|
| Fied Goals  | 2 / 9 | 22  |
| 2 Points    | 2 / 4 | 50  |
| 3 Points    | 0 / 5 | 0   |
| Free Throws | 5 / 5 | 100 |

8 JOHNSON Joe Marcus



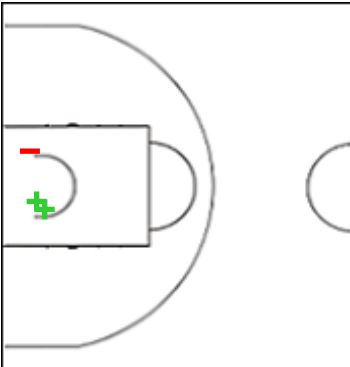
|             | M / A  | %  |
|-------------|--------|----|
| Fied Goals  | 7 / 11 | 64 |
| 2 Points    | 7 / 9  | 78 |
| 3 Points    | 0 / 2  | 0  |
| Free Throws | 4 / 6  | 67 |

10 BLACK Tarik



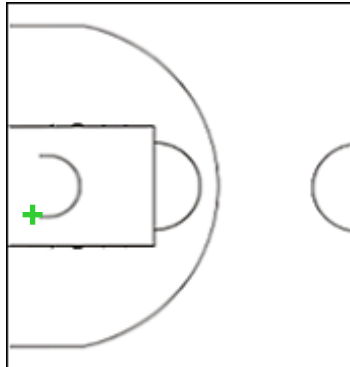
|             | M / A | %  |
|-------------|-------|----|
| Fied Goals  | 1 / 3 | 33 |
| 2 Points    | 1 / 3 | 33 |
| 3 Points    | 0 / 0 | 0  |
| Free Throws | 0 / 0 | 0  |

11 WRIGHT-FOREMAN Justin



|             | M / A | %  |
|-------------|-------|----|
| Fied Goals  | 5 / 8 | 63 |
| 2 Points    | 2 / 3 | 67 |
| 3 Points    | 3 / 5 | 60 |
| Free Throws | 0 / 0 | 0  |

12 MORGAN Juwan



|             | M / A | %   |
|-------------|-------|-----|
| Fied Goals  | 3 / 5 | 60  |
| 2 Points    | 1 / 1 | 100 |
| 3 Points    | 2 / 4 | 50  |
| Free Throws | 4 / 6 | 67  |

GLOBAL PARTNERS





Shot Chart

USA 93 vs 76 PUR

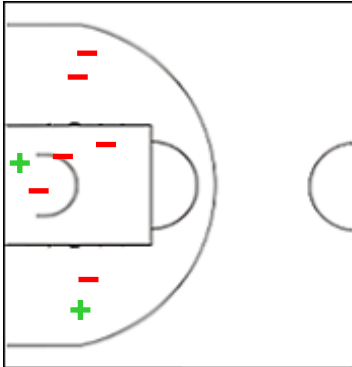
(20-27, 22-17, 32-14, 19-18)

Scoring by 5 min intervals:

|     | Q1 |    | Q2 |    | Q3 |    | Q4 |    |
|-----|----|----|----|----|----|----|----|----|
| USA | 9  | 20 | 31 | 42 | 62 | 74 | 86 | 93 |
| PUR | 12 | 27 | 36 | 44 | 54 | 58 | 65 | 76 |

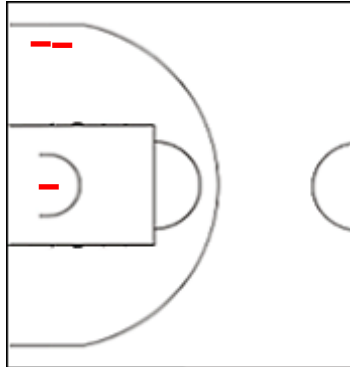
PUR - Puerto Rico

2 DE JESUS Jezreel



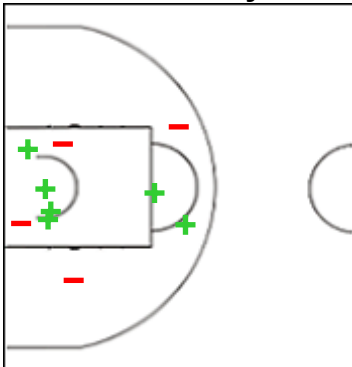
|             | M / A  | %   |
|-------------|--------|-----|
| Fied Goals  | 3 / 10 | 30  |
| 2 Points    | 2 / 8  | 25  |
| 3 Points    | 1 / 2  | 50  |
| Free Throws | 3 / 3  | 100 |

6 RODRIGUEZ Jonathan



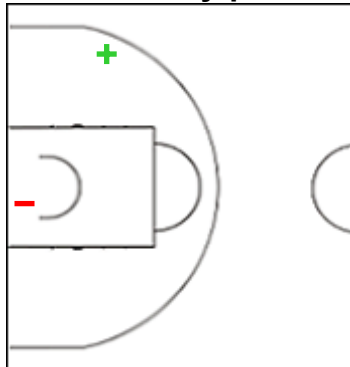
|             | M / A | % |
|-------------|-------|---|
| Fied Goals  | 0 / 3 | 0 |
| 2 Points    | 0 / 3 | 0 |
| 3 Points    | 0 / 0 | 0 |
| Free Throws | 0 / 0 | 0 |

9 BROWNE Gary



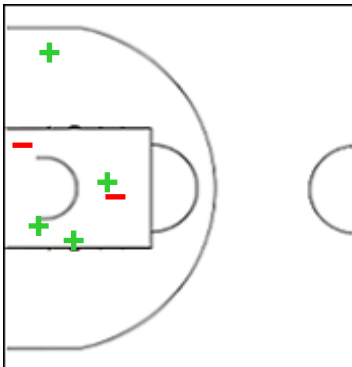
|             | M / A  | %   |
|-------------|--------|-----|
| Fied Goals  | 7 / 16 | 44  |
| 2 Points    | 6 / 10 | 60  |
| 3 Points    | 1 / 6  | 17  |
| Free Throws | 1 / 1  | 100 |

10 ROLON Tyquan Malik



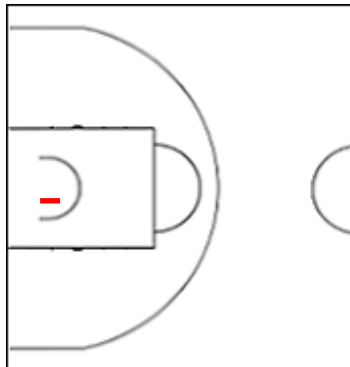
|             | M / A | %   |
|-------------|-------|-----|
| Fied Goals  | 2 / 6 | 33  |
| 2 Points    | 1 / 2 | 50  |
| 3 Points    | 1 / 4 | 25  |
| Free Throws | 2 / 2 | 100 |

11 THOMPSON JR. Stephen



|             | M / A | %  |
|-------------|-------|----|
| Fied Goals  | 4 / 8 | 50 |
| 2 Points    | 4 / 6 | 67 |
| 3 Points    | 0 / 2 | 0  |
| Free Throws | 0 / 1 | 0  |

15 PARKER RIVERA Timajh



|             | M / A | % |
|-------------|-------|---|
| Fied Goals  | 0 / 1 | 0 |
| 2 Points    | 0 / 1 | 0 |
| 3 Points    | 0 / 0 | 0 |
| Free Throws | 0 / 2 | 0 |

GLOBAL PARTNERS





Shot Chart

USA 93 vs 76 PUR

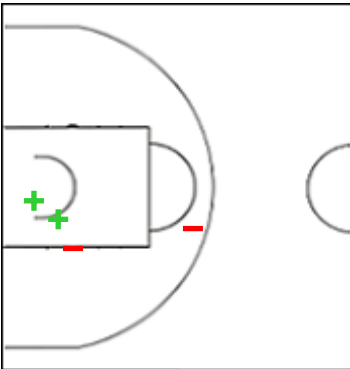
(20-27, 22-17, 32-14, 19-18)

Scoring by 5 min intervals:

|     | Q1 |    | Q2 |    | Q3 |    | Q4 |    |
|-----|----|----|----|----|----|----|----|----|
| USA | 9  | 20 | 31 | 42 | 62 | 74 | 86 | 93 |
| PUR | 12 | 27 | 36 | 44 | 54 | 58 | 65 | 76 |

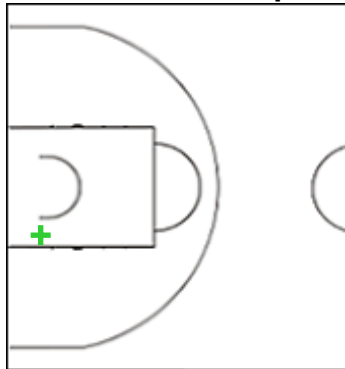
PUR - Puerto Rico

28 ROMERO Ismael



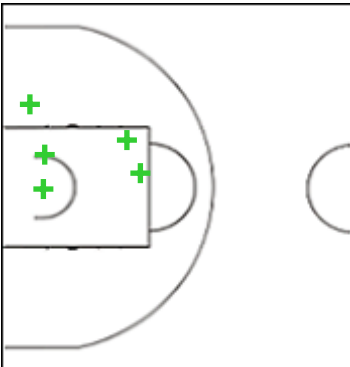
|             | M / A | %   |
|-------------|-------|-----|
| Fied Goals  | 2 / 4 | 50  |
| 2 Points    | 2 / 4 | 50  |
| 3 Points    | 0 / 0 | 0   |
| Free Throws | 1 / 1 | 100 |

32 ORTIZ Christopher



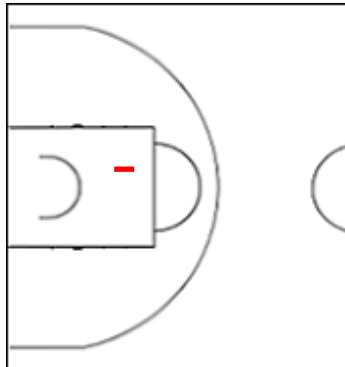
|             | M / A | %   |
|-------------|-------|-----|
| Fied Goals  | 1 / 3 | 33  |
| 2 Points    | 1 / 1 | 100 |
| 3 Points    | 0 / 2 | 0   |
| Free Throws | 0 / 0 | 0   |

35 HERNANDEZ Luis



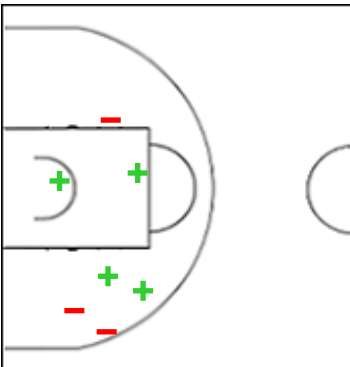
|             | M / A | %   |
|-------------|-------|-----|
| Fied Goals  | 5 / 5 | 100 |
| 2 Points    | 5 / 5 | 100 |
| 3 Points    | 0 / 0 | 0   |
| Free Throws | 0 / 0 | 0   |

41 TORO BAREA Arnaldo



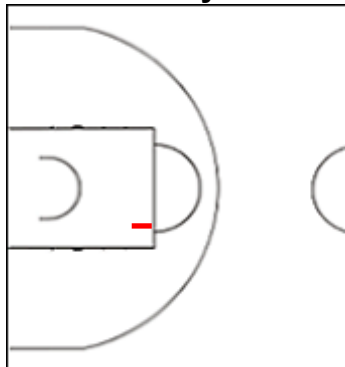
|             | M / A | % |
|-------------|-------|---|
| Fied Goals  | 0 / 1 | 0 |
| 2 Points    | 0 / 1 | 0 |
| 3 Points    | 0 / 0 | 0 |
| Free Throws | 0 / 0 | 0 |

44 MOJICA Javier



|             | M / A | %   |
|-------------|-------|-----|
| Fied Goals  | 6 / 9 | 67  |
| 2 Points    | 4 / 7 | 57  |
| 3 Points    | 2 / 2 | 100 |
| Free Throws | 4 / 4 | 100 |

55 PAIGE Jaysean



|             | M / A | % |
|-------------|-------|---|
| Fied Goals  | 0 / 3 | 0 |
| 2 Points    | 0 / 1 | 0 |
| 3 Points    | 0 / 2 | 0 |
| Free Throws | 0 / 0 | 0 |

GLOBAL PARTNERS





Shot Chart

USA 93 vs 76 PUR

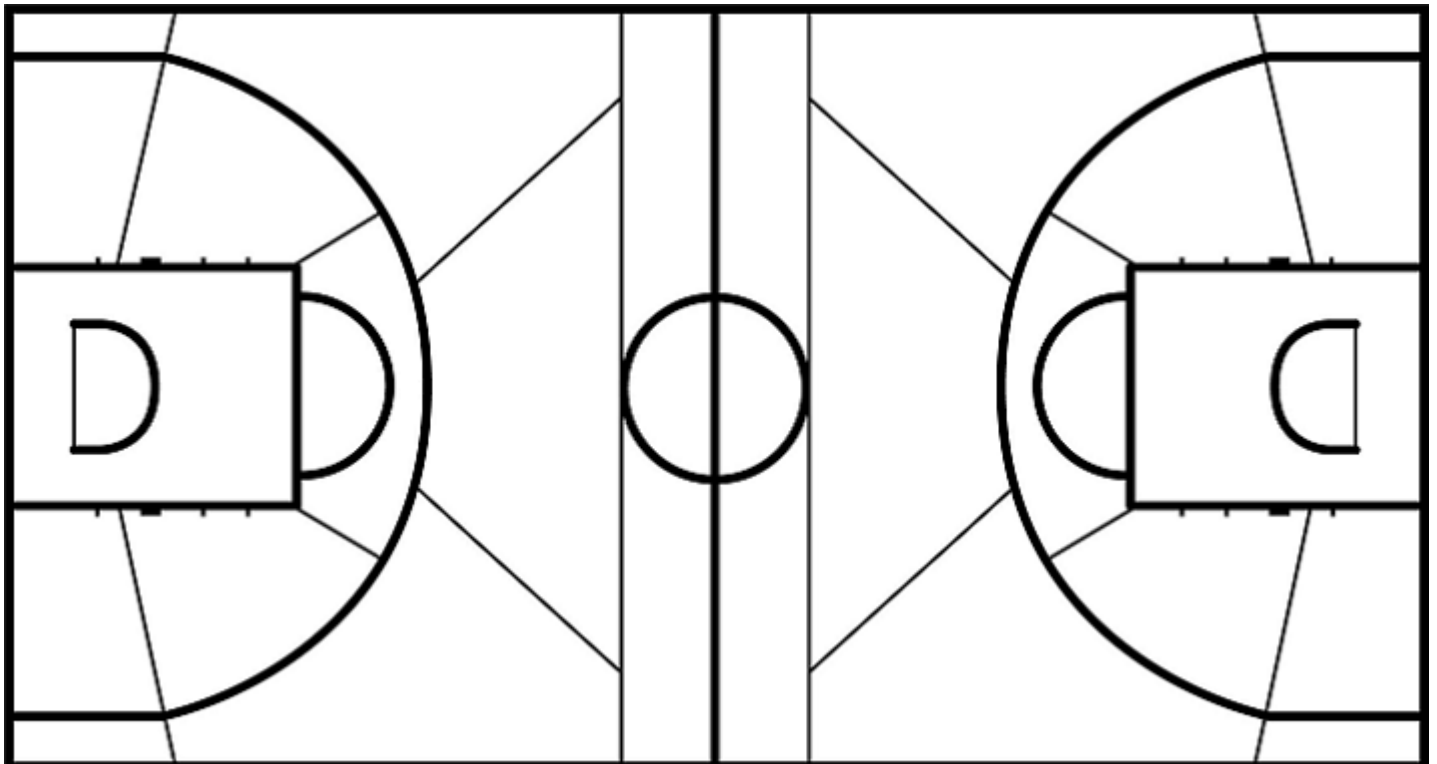
(20-27, 22-17, 32-14, 19-18)

Scoring by 5 min intervals:

|     | Q1 |    | Q2 |    | Q3 |    | Q4 |    |
|-----|----|----|----|----|----|----|----|----|
| USA | 9  | 20 | 31 | 42 | 62 | 74 | 86 | 93 |
| PUR | 12 | 27 | 36 | 44 | 54 | 58 | 65 | 76 |

USA - USA

PUR - Puerto Rico



|             | M / A   | %  |
|-------------|---------|----|
| Fied Goals  | 30 / 60 | 50 |
| 2 Points    | 17 / 26 | 65 |
| 3 Points    | 13 / 34 | 38 |
| Free Throws | 20 / 24 | 83 |

| %  | M / A   |             |
|----|---------|-------------|
| 43 | 30 / 69 | Fied Goals  |
| 51 | 25 / 49 | 2 Points    |
| 25 | 5 / 20  | 3 Points    |
| 79 | 11 / 14 | Free Throws |

GLOBAL PARTNERS

