



Shot Chart

CAN 85 vs 79 DOM

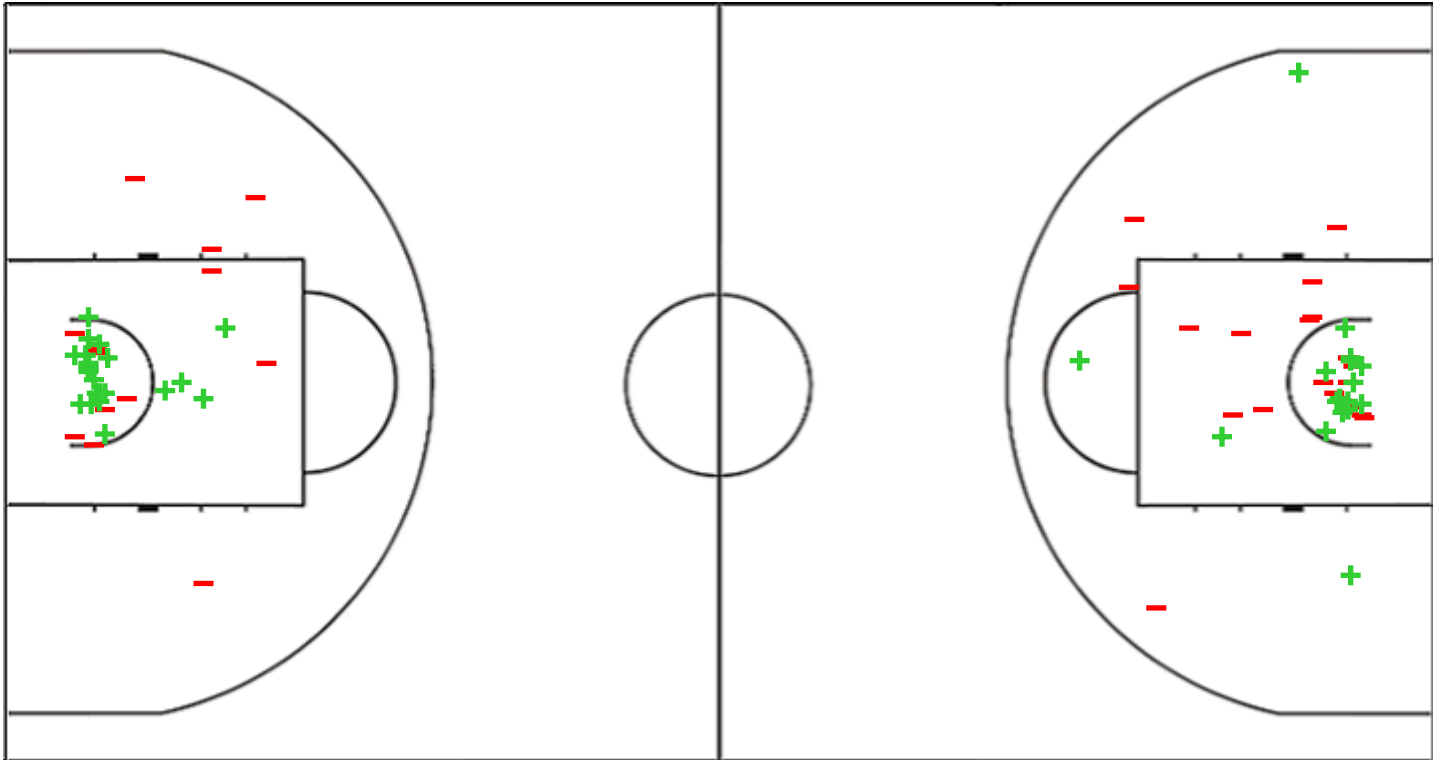
(22-20, 20-16, 22-20, 21-23)

Scoring by 5 min intervals:

	Q1		Q2		Q3		Q4	
CAN	15	22	32	42	54	64	75	85
DOM	5	20	25	36	40	56	69	79

CAN - Canada

DOM - Dominican Republic



CAN	M / A	%
Fied Goals	31 / 59	53
2 Points	22 / 35	63
3 Points	9 / 24	38
Free Throws	14 / 16	88

%	M / A	DOM
43	24 / 56	Fied Goals
46	17 / 37	2 Points
37	7 / 19	3 Points
55	24 / 44	Free Throws

GLOBAL PARTNERS





Shot Chart

CAN 85 vs 79 DOM

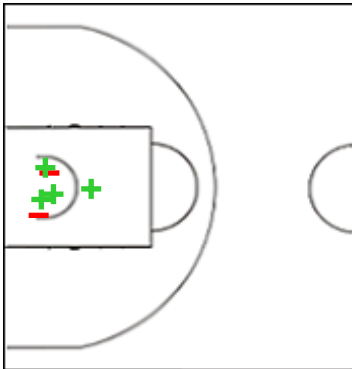
(22-20, 20-16, 22-20, 21-23)

Scoring by 5 min intervals:

	Q1		Q2		Q3		Q4	
CAN	15	22	32	42	54	64	75	85
DOM	5	20	25	36	40	56	69	79

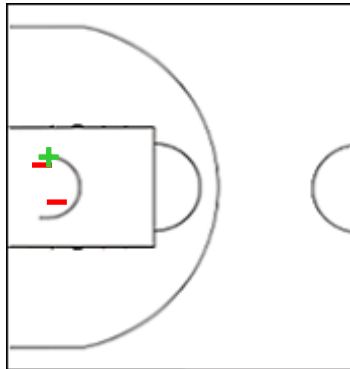
CAN - Canada

2 BELL-HAYNES Trae



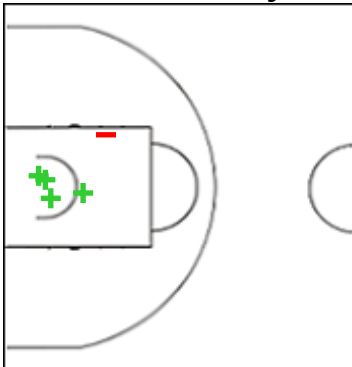
	M / A	%
Fied Goals	4 / 7	57
2 Points	4 / 6	67
3 Points	0 / 1	0
Free Throws	1 / 2	50

3 ROBERTSON Kassius



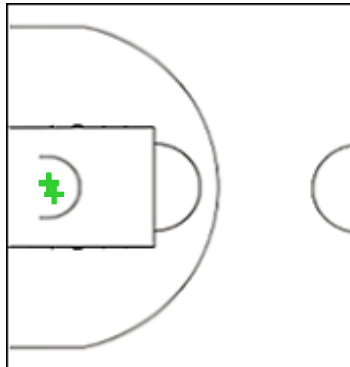
	M / A	%
Fied Goals	3 / 6	50
2 Points	1 / 3	33
3 Points	2 / 3	67
Free Throws	2 / 2	100

7 ALEXANDER Kyle



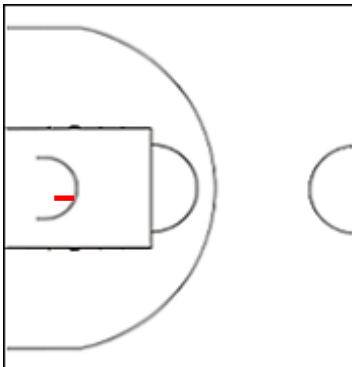
	M / A	%
Fied Goals	4 / 5	80
2 Points	4 / 5	80
3 Points	0 / 0	0
Free Throws	0 / 0	0

10 KAJAMI-KEANE Kaza



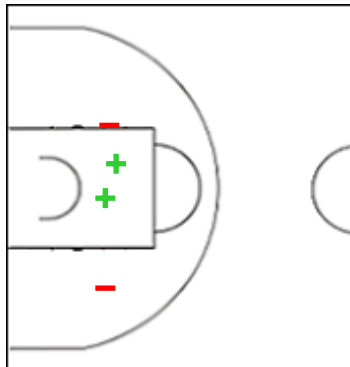
	M / A	%
Fied Goals	4 / 7	57
2 Points	3 / 3	100
3 Points	1 / 4	25
Free Throws	4 / 4	100

13 YOUNG Kalif Karl



	M / A	%
Fied Goals	0 / 1	0
2 Points	0 / 1	0
3 Points	0 / 0	0
Free Throws	4 / 4	100

21 SCRUBB Thomas



	M / A	%
Fied Goals	3 / 7	43
2 Points	2 / 4	50
3 Points	1 / 3	33
Free Throws	2 / 2	100

GLOBAL PARTNERS





Shot Chart

CAN 85 vs 79 DOM

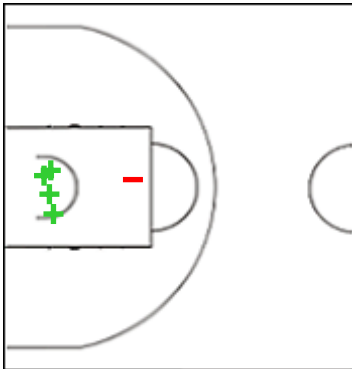
(22-20, 20-16, 22-20, 21-23)

Scoring by 5 min intervals:

	Q1		Q2		Q3		Q4	
CAN	15	22	32	42	54	64	75	85
DOM	5	20	25	36	40	56	69	79

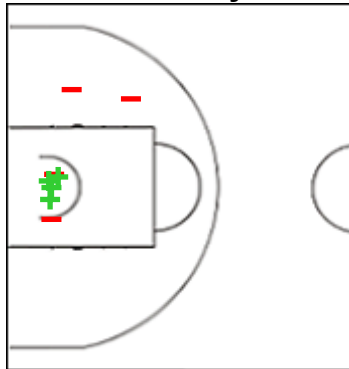
CAN - Canada

23 SCRUBB Phil



	M / A	%
Fied Goals	6 / 11	55
2 Points	4 / 5	80
3 Points	2 / 6	33
Free Throws	0 / 0	0

33 WILTJER Kyle



	M / A	%
Fied Goals	6 / 13	46
2 Points	4 / 8	50
3 Points	2 / 5	40
Free Throws	1 / 2	50

GLOBAL PARTNERS





Shot Chart

CAN 85 vs 79 DOM

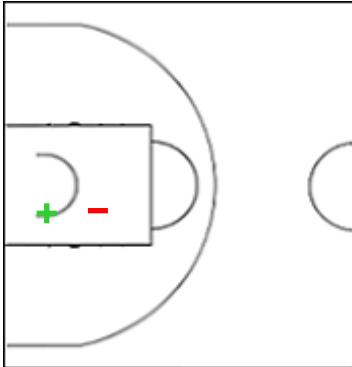
(22-20, 20-16, 22-20, 21-23)

Scoring by 5 min intervals:

	Q1		Q2		Q3		Q4	
CAN	15	22	32	42	54	64	75	85
DOM	5	20	25	36	40	56	69	79

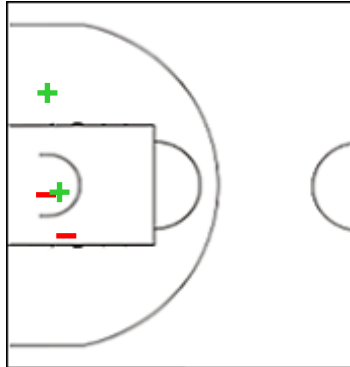
DOM - Dominican Republic

1 SUERO Juan Miguel



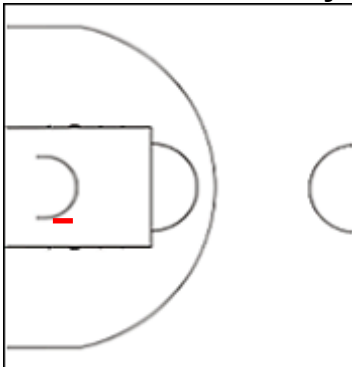
	M / A	%
Fied Goals	1 / 2	50
2 Points	1 / 2	50
3 Points	0 / 0	0
Free Throws	0 / 0	0

2 MENDOZA Rigoberto



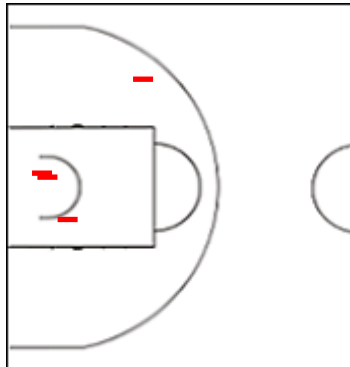
	M / A	%
Fied Goals	3 / 7	43
2 Points	2 / 4	50
3 Points	1 / 3	33
Free Throws	0 / 0	0

3 HENRIQUEZ Adonys



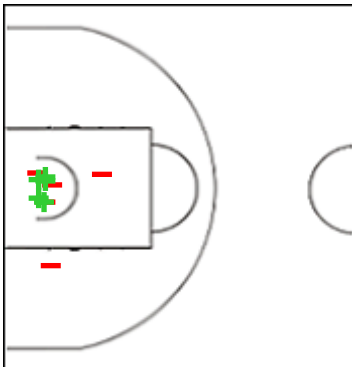
	M / A	%
Fied Goals	0 / 1	0
2 Points	0 / 1	0
3 Points	0 / 0	0
Free Throws	0 / 0	0

4 SOLANO Gelvis



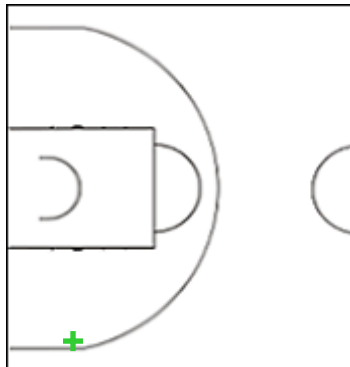
	M / A	%
Fied Goals	0 / 4	0
2 Points	0 / 4	0
3 Points	0 / 0	0
Free Throws	2 / 2	100

5 LIZ Victor



	M / A	%
Fied Goals	7 / 18	39
2 Points	5 / 10	50
3 Points	2 / 8	25
Free Throws	13 / 16	81

7 ROJAS Sadiel



	M / A	%
Fied Goals	2 / 3	67
2 Points	1 / 1	100
3 Points	1 / 2	50
Free Throws	0 / 3	0

GLOBAL PARTNERS





Shot Chart

CAN 85 vs 79 DOM

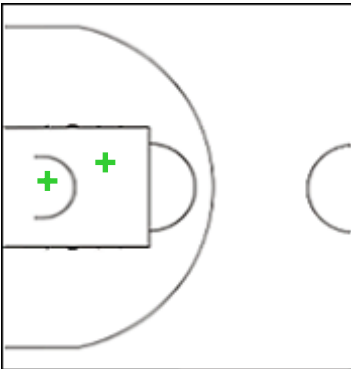
(22-20, 20-16, 22-20, 21-23)

Scoring by 5 min intervals:

	Q1		Q2		Q3		Q4	
CAN	15	22	32	42	54	64	75	85
DOM	5	20	25	36	40	56	69	79

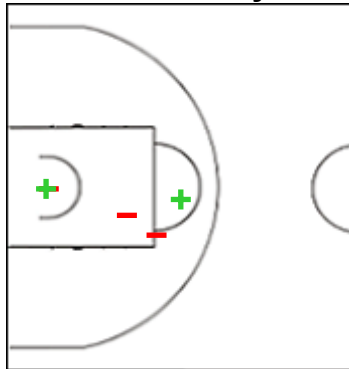
DOM - Dominican Republic

10 FELIZ SARITA Andres Rafael



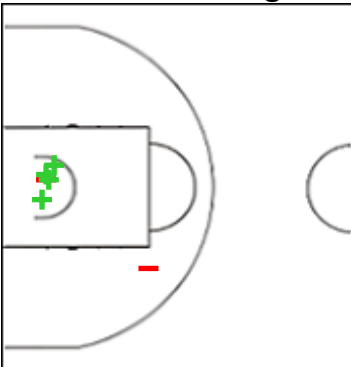
	M / A	%
Fied Goals	3 / 4	75
2 Points	2 / 2	100
3 Points	1 / 2	50
Free Throws	1 / 2	50

11 VARGAS Eloy



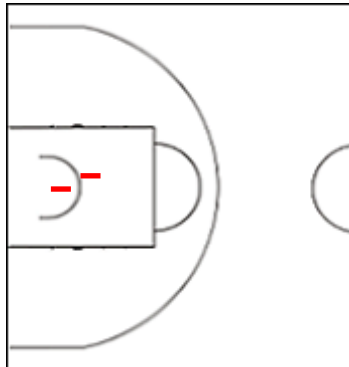
	M / A	%
Fied Goals	3 / 6	50
2 Points	2 / 5	40
3 Points	1 / 1	100
Free Throws	3 / 10	30

12 DELGADO Angel



	M / A	%
Fied Goals	4 / 6	67
2 Points	4 / 6	67
3 Points	0 / 0	0
Free Throws	3 / 9	33

35 GUERRERO Juan



	M / A	%
Fied Goals	1 / 4	25
2 Points	0 / 2	0
3 Points	1 / 2	50
Free Throws	2 / 2	100

GLOBAL PARTNERS





Shot Chart

CAN 85 vs 79 DOM

(22-20, 20-16, 22-20, 21-23)

Scoring by 5 min intervals:

	Q1		Q2		Q3		Q4	
CAN	15	22	32	42	54	64	75	85
DOM	5	20	25	36	40	56	69	79

CAN - Canada

DOM - Dominican Republic



	M / A	%
Fied Goals	31 / 59	53
2 Points	22 / 35	63
3 Points	9 / 24	38
Free Throws	14 / 16	88

%	M / A	
43	24 / 56	Fied Goals
46	17 / 37	2 Points
37	7 / 19	3 Points
55	24 / 44	Free Throws

GLOBAL PARTNERS

