



Shot Chart

CUB 62 vs 65 PUR

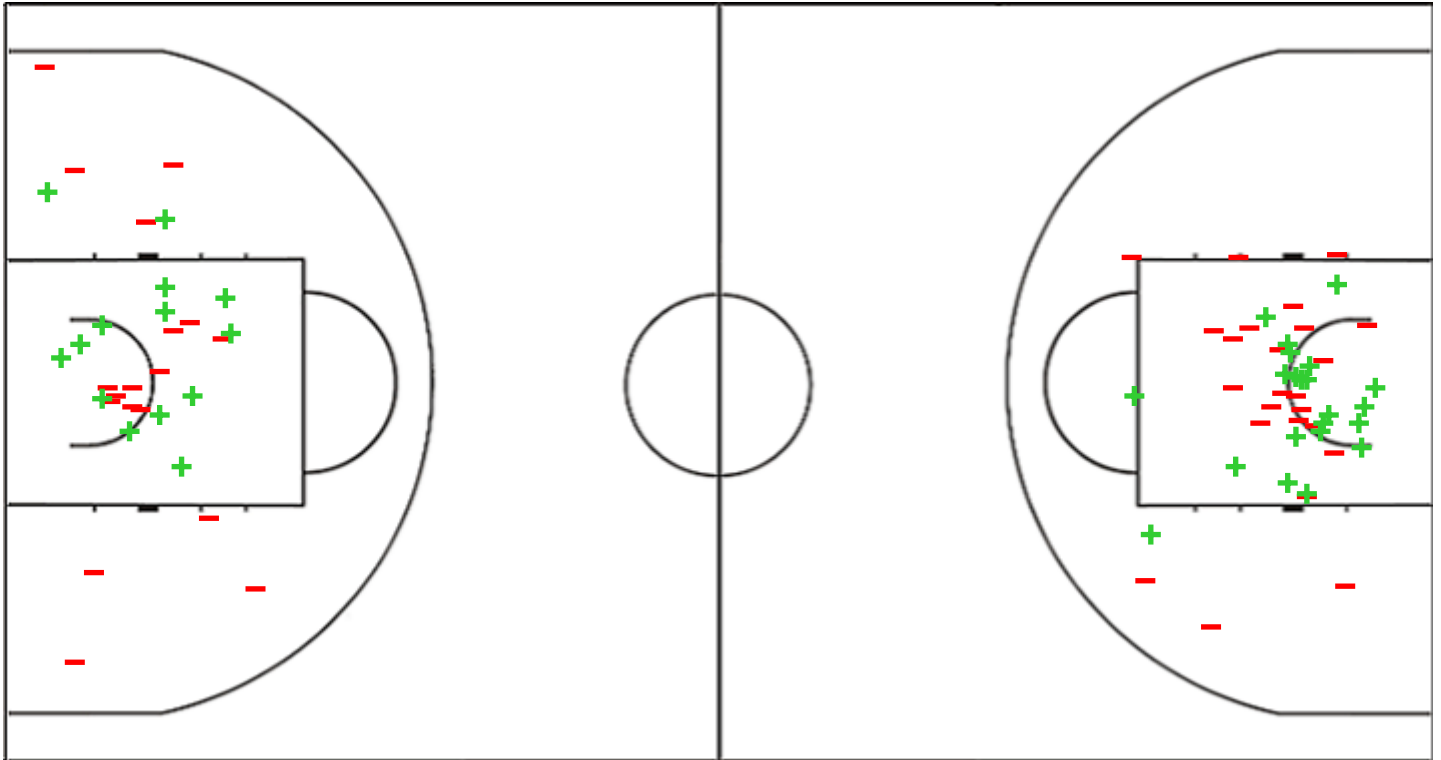
(14-12, 22-19, 11-21, 15-13)

Scoring by 5 min intervals:

| | Q1 | | Q2 | | Q3 | | Q4 | |
|-----|----|----|----|----|----|----|----|----|
| CUB | 4 | 14 | 25 | 36 | 38 | 47 | 56 | 62 |
| PUR | 8 | 12 | 23 | 31 | 44 | 52 | 56 | 65 |

CUB - Cuba

PUR - Puerto Rico



| CUB | M / A | % |
|-------------|---------|----|
| Fied Goals | 23 / 55 | 42 |
| 2 Points | 14 / 32 | 44 |
| 3 Points | 9 / 23 | 39 |
| Free Throws | 7 / 17 | 41 |

| % | M / A | PUR |
|----|---------|-------------|
| 43 | 26 / 61 | Fied Goals |
| 48 | 22 / 46 | 2 Points |
| 27 | 4 / 15 | 3 Points |
| 82 | 9 / 11 | Free Throws |

GLOBAL PARTNERS





Shot Chart

CUB 62 vs 65 PUR

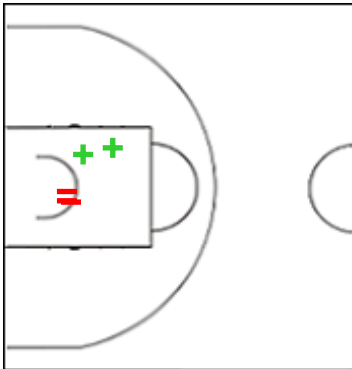
(14-12, 22-19, 11-21, 15-13)

Scoring by 5 min intervals:

| | Q1 | | Q2 | | Q3 | | Q4 | |
|-----|----|----|----|----|----|----|----|----|
| CUB | 4 | 14 | 25 | 36 | 38 | 47 | 56 | 62 |
| PUR | 8 | 12 | 23 | 31 | 44 | 52 | 56 | 65 |

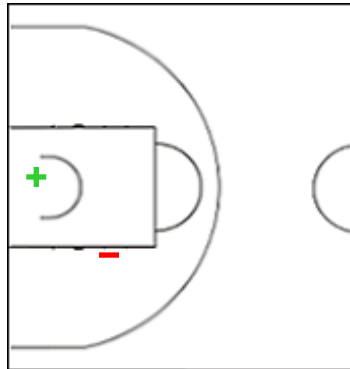
CUB - Cuba

2 MENSIA Yoanki



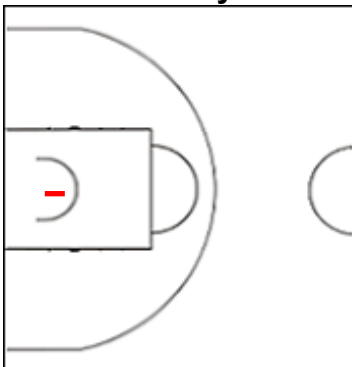
| | M / A | % |
|-------------|-------|----|
| Fied Goals | 2 / 8 | 25 |
| 2 Points | 2 / 5 | 40 |
| 3 Points | 0 / 3 | 0 |
| Free Throws | 1 / 2 | 50 |

3 CHACON Marcos



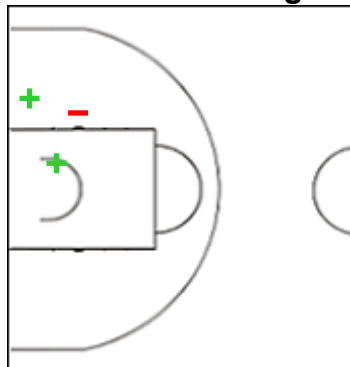
| | M / A | % |
|-------------|-------|----|
| Fied Goals | 4 / 7 | 57 |
| 2 Points | 1 / 2 | 50 |
| 3 Points | 3 / 5 | 60 |
| Free Throws | 0 / 0 | 0 |

6 COUTIN Neysser



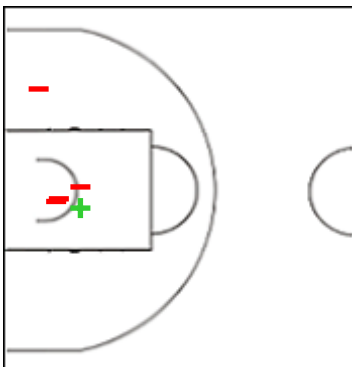
| | M / A | % |
|-------------|-------|-----|
| Fied Goals | 2 / 7 | 29 |
| 2 Points | 0 / 1 | 0 |
| 3 Points | 2 / 6 | 33 |
| Free Throws | 2 / 2 | 100 |

8 CASERO Tito Sigfredo



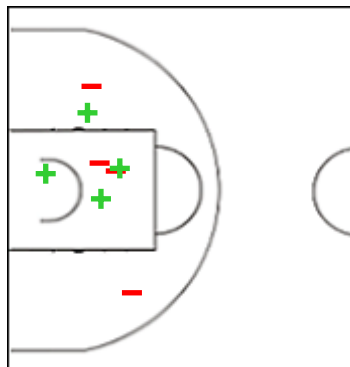
| | M / A | % |
|-------------|-------|----|
| Fied Goals | 3 / 6 | 50 |
| 2 Points | 2 / 3 | 67 |
| 3 Points | 1 / 3 | 33 |
| Free Throws | 1 / 3 | 33 |

13 POLAS BARTOLO Yorman



| | M / A | % |
|-------------|-------|-----|
| Fied Goals | 3 / 7 | 43 |
| 2 Points | 1 / 5 | 20 |
| 3 Points | 2 / 2 | 100 |
| Free Throws | 0 / 0 | 0 |

14 RIVERO Jasiel



| | M / A | % |
|-------------|--------|----|
| Fied Goals | 5 / 10 | 50 |
| 2 Points | 4 / 8 | 50 |
| 3 Points | 1 / 2 | 50 |
| Free Throws | 2 / 8 | 25 |

GLOBAL PARTNERS





Shot Chart

CUB 62 vs 65 PUR

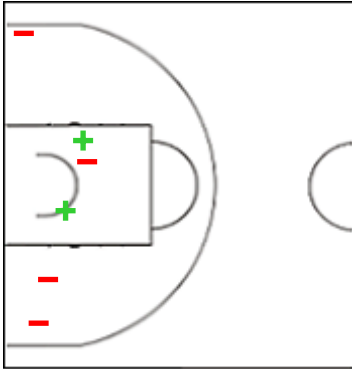
(14-12, 22-19, 11-21, 15-13)

Scoring by 5 min intervals:

| | Q1 | | Q2 | | Q3 | | Q4 | |
|-----|----|----|----|----|----|----|----|----|
| CUB | 4 | 14 | 25 | 36 | 38 | 47 | 56 | 62 |
| PUR | 8 | 12 | 23 | 31 | 44 | 52 | 56 | 65 |

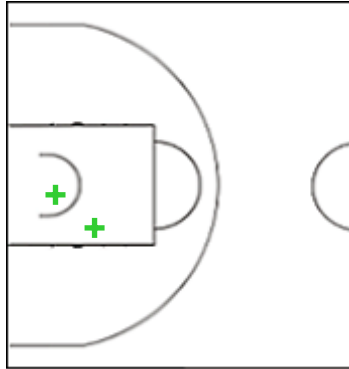
CUB - Cuba

19 BOMBINO Pedro



| | M / A | % |
|-------------|-------|----|
| Fied Goals | 2 / 6 | 33 |
| 2 Points | 2 / 6 | 33 |
| 3 Points | 0 / 0 | 0 |
| Free Throws | 1 / 2 | 50 |

36 CUBILLA Yoel



| | M / A | % |
|-------------|-------|-----|
| Fied Goals | 2 / 2 | 100 |
| 2 Points | 2 / 2 | 100 |
| 3 Points | 0 / 0 | 0 |
| Free Throws | 0 / 0 | 0 |

GLOBAL PARTNERS





Shot Chart

CUB 62 vs 65 PUR

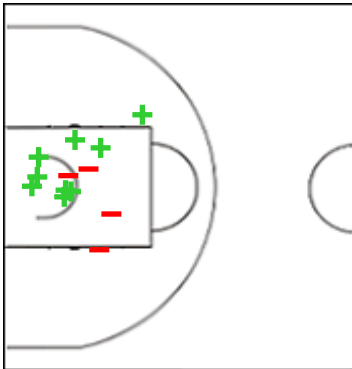
(14-12, 22-19, 11-21, 15-13)

Scoring by 5 min intervals:

| | Q1 | | Q2 | | Q3 | | Q4 | |
|-----|----|----|----|----|----|----|----|----|
| CUB | 4 | 14 | 25 | 36 | 38 | 47 | 56 | 62 |
| PUR | 8 | 12 | 23 | 31 | 44 | 52 | 56 | 65 |

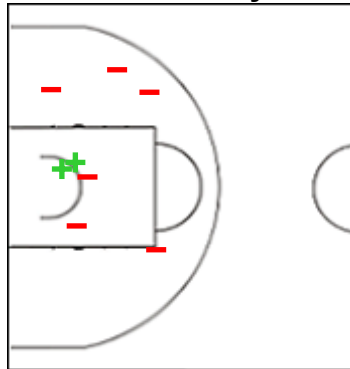
PUR - Puerto Rico

2 DE JESUS Jezreel



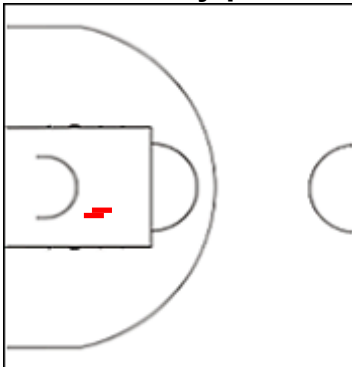
| | M / A | % |
|-------------|---------|----|
| Fied Goals | 10 / 17 | 59 |
| 2 Points | 9 / 13 | 69 |
| 3 Points | 1 / 4 | 25 |
| Free Throws | 0 / 0 | 0 |

9 BROWNE Gary



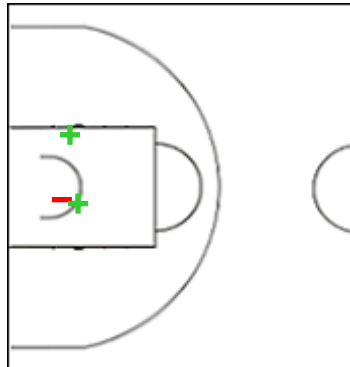
| | M / A | % |
|-------------|--------|----|
| Fied Goals | 2 / 10 | 20 |
| 2 Points | 2 / 8 | 25 |
| 3 Points | 0 / 2 | 0 |
| Free Throws | 3 / 4 | 75 |

10 ROLON Tyquan Malik



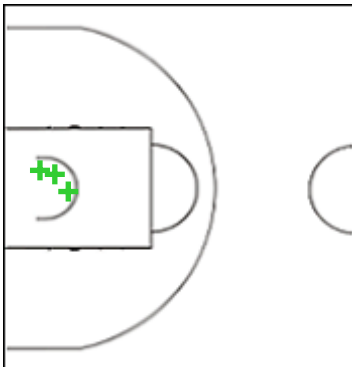
| | M / A | % |
|-------------|-------|---|
| Fied Goals | 0 / 3 | 0 |
| 2 Points | 0 / 2 | 0 |
| 3 Points | 0 / 1 | 0 |
| Free Throws | 0 / 0 | 0 |

11 THOMPSON JR. Stephen



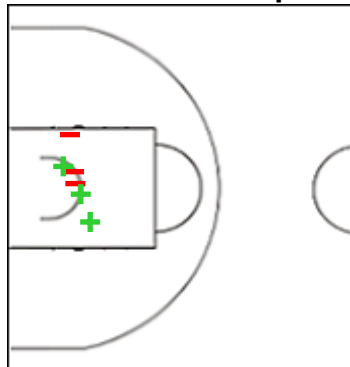
| | M / A | % |
|-------------|-------|-----|
| Fied Goals | 2 / 3 | 67 |
| 2 Points | 2 / 3 | 67 |
| 3 Points | 0 / 0 | 0 |
| Free Throws | 2 / 2 | 100 |

15 PARKER RIVERA Timajh



| | M / A | % |
|-------------|-------|-----|
| Fied Goals | 3 / 3 | 100 |
| 2 Points | 3 / 3 | 100 |
| 3 Points | 0 / 0 | 0 |
| Free Throws | 0 / 0 | 0 |

32 ORTIZ Christopher



| | M / A | % |
|-------------|--------|----|
| Fied Goals | 5 / 10 | 50 |
| 2 Points | 3 / 6 | 50 |
| 3 Points | 2 / 4 | 50 |
| Free Throws | 4 / 5 | 80 |

GLOBAL PARTNERS





Shot Chart

CUB 62 vs 65 PUR

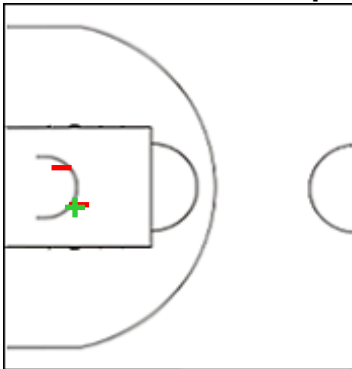
(14-12, 22-19, 11-21, 15-13)

Scoring by 5 min intervals:

| | Q1 | | Q2 | | Q3 | | Q4 | |
|-----|----|----|----|----|----|----|----|----|
| CUB | 4 | 14 | 25 | 36 | 38 | 47 | 56 | 62 |
| PUR | 8 | 12 | 23 | 31 | 44 | 52 | 56 | 65 |

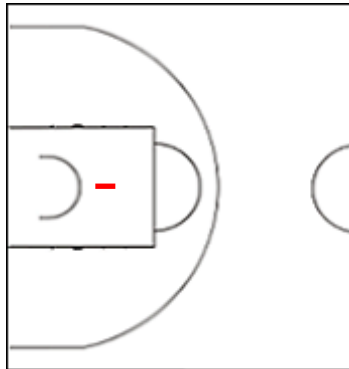
PUR - Puerto Rico

33 GASTON Christopher



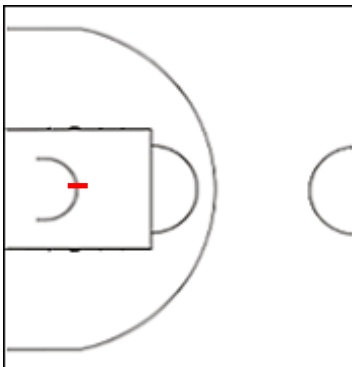
| | M / A | % |
|-------------|-------|----|
| Fied Goals | 1 / 3 | 33 |
| 2 Points | 1 / 3 | 33 |
| 3 Points | 0 / 0 | 0 |
| Free Throws | 0 / 0 | 0 |

35 HERNANDEZ Luis



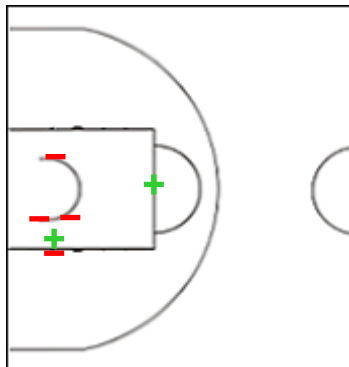
| | M / A | % |
|-------------|-------|---|
| Fied Goals | 0 / 1 | 0 |
| 2 Points | 0 / 1 | 0 |
| 3 Points | 0 / 0 | 0 |
| Free Throws | 0 / 0 | 0 |

41 TORO BAREA Arnaldo



| | M / A | % |
|-------------|-------|---|
| Fied Goals | 0 / 1 | 0 |
| 2 Points | 0 / 1 | 0 |
| 3 Points | 0 / 0 | 0 |
| Free Throws | 0 / 0 | 0 |

44 MOJICA Javier



| | M / A | % |
|-------------|--------|----|
| Fied Goals | 3 / 10 | 30 |
| 2 Points | 2 / 6 | 33 |
| 3 Points | 1 / 4 | 25 |
| Free Throws | 0 / 0 | 0 |

GLOBAL PARTNERS





Shot Chart

CUB 62 vs 65 PUR

(14-12, 22-19, 11-21, 15-13)

Scoring by 5 min intervals:

| | Q1 | | Q2 | | Q3 | | Q4 | |
|-----|----|----|----|----|----|----|----|----|
| CUB | 4 | 14 | 25 | 36 | 38 | 47 | 56 | 62 |
| PUR | 8 | 12 | 23 | 31 | 44 | 52 | 56 | 65 |

CUB - Cuba

PUR - Puerto Rico



| | M / A | % |
|-------------|---------|----|
| Fied Goals | 23 / 55 | 42 |
| 2 Points | 14 / 32 | 44 |
| 3 Points | 9 / 23 | 39 |
| Free Throws | 7 / 17 | 41 |

| % | M / A | |
|----|---------|-------------|
| 43 | 26 / 61 | Fied Goals |
| 48 | 22 / 46 | 2 Points |
| 27 | 4 / 15 | 3 Points |
| 82 | 9 / 11 | Free Throws |

GLOBAL PARTNERS

