



Shot Chart

PUR 75 vs 83 USA

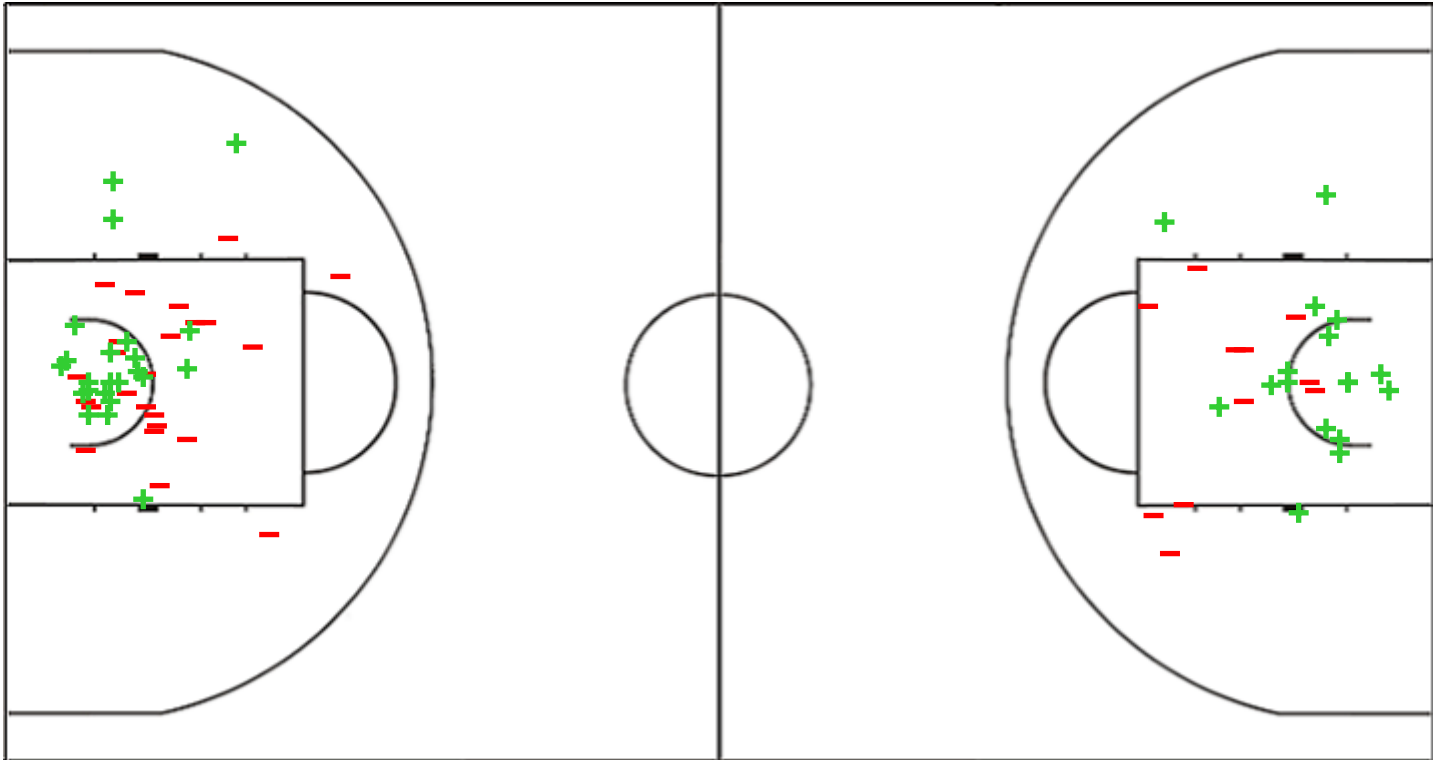
(20-21, 17-21, 14-24, 24-17)

Scoring by 5 min intervals:

	Q1		Q2		Q3		Q4	
PUR	6	20	29	37	44	51	66	75
USA	13	21	35	42	54	66	75	83

PUR - Puerto Rico

USA - USA



PUR	M / A	%
Fied Goals	27 / 65	42
2 Points	23 / 47	49
3 Points	4 / 18	22
Free Throws	17 / 24	71

%	M / A	USA
48	31 / 65	Fied Goals
62	18 / 29	2 Points
36	13 / 36	3 Points
62	8 / 13	Free Throws

GLOBAL PARTNERS





Shot Chart

PUR 75 vs 83 USA

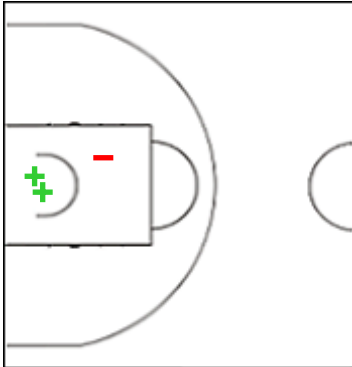
(20-21, 17-21, 14-24, 24-17)

Scoring by 5 min intervals:

	Q1		Q2		Q3		Q4	
PUR	6	20	29	37	44	51	66	75
USA	13	21	35	42	54	66	75	83

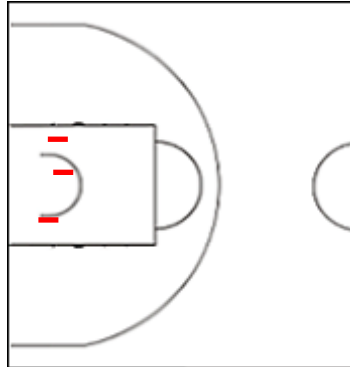
PUR - Puerto Rico

1 CONDITT George



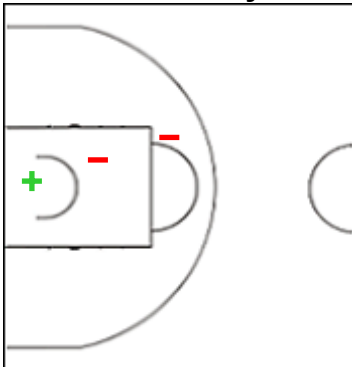
	M / A	%
Fied Goals	2 / 3	67
2 Points	2 / 3	67
3 Points	0 / 0	0
Free Throws	1 / 2	50

2 DE JESUS Jezreel



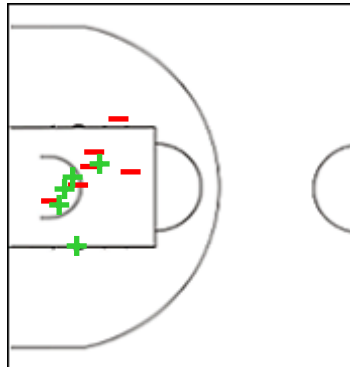
	M / A	%
Fied Goals	0 / 3	0
2 Points	0 / 3	0
3 Points	0 / 0	0
Free Throws	0 / 0	0

9 BROWNE Gary



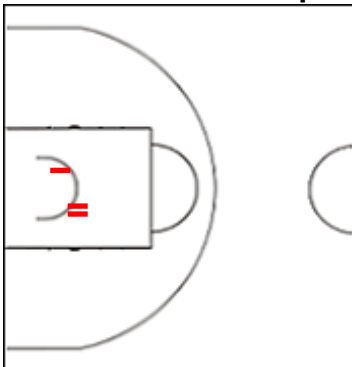
	M / A	%
Fied Goals	1 / 4	25
2 Points	1 / 3	33
3 Points	0 / 1	0
Free Throws	2 / 3	67

10 ALVARADO Jose



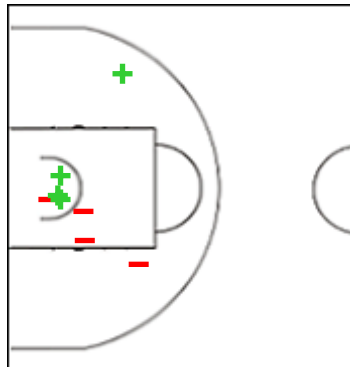
	M / A	%
Fied Goals	7 / 17	41
2 Points	5 / 11	45
3 Points	2 / 6	33
Free Throws	4 / 4	100

23 WHEELER Phillip



	M / A	%
Fied Goals	0 / 4	0
2 Points	0 / 3	0
3 Points	0 / 1	0
Free Throws	0 / 0	0

24 CLAVELL Gian



	M / A	%
Fied Goals	6 / 15	40
2 Points	4 / 8	50
3 Points	2 / 7	29
Free Throws	3 / 4	75

GLOBAL PARTNERS





Shot Chart

PUR 75 vs 83 USA

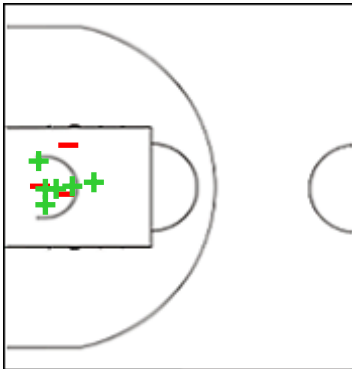
(20-21, 17-21, 14-24, 24-17)

Scoring by 5 min intervals:

	Q1		Q2		Q3		Q4	
PUR	6	20	29	37	44	51	66	75
USA	13	21	35	42	54	66	75	83

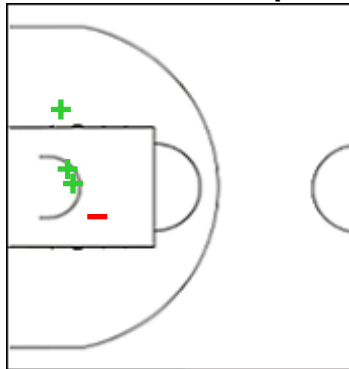
PUR - Puerto Rico

28 ROMERO Ismael



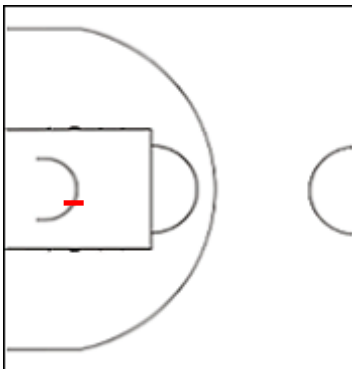
	M / A	%
Fied Goals	6 / 9	67
2 Points	6 / 9	67
3 Points	0 / 0	0
Free Throws	3 / 5	60

32 ORTIZ Christopher



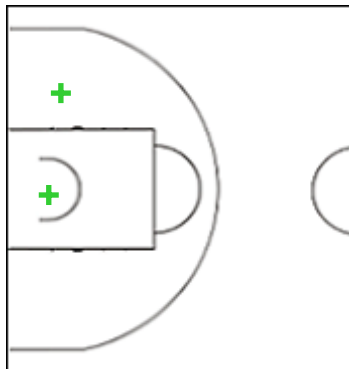
	M / A	%
Fied Goals	3 / 5	60
2 Points	3 / 4	75
3 Points	0 / 1	0
Free Throws	0 / 0	0

34 MURPHY Jordan



	M / A	%
Fied Goals	0 / 1	0
2 Points	0 / 1	0
3 Points	0 / 0	0
Free Throws	1 / 2	50

44 MOJICA Javier



	M / A	%
Fied Goals	2 / 4	50
2 Points	2 / 2	100
3 Points	0 / 2	0
Free Throws	2 / 2	100

GLOBAL PARTNERS





Shot Chart

PUR 75 vs 83 USA

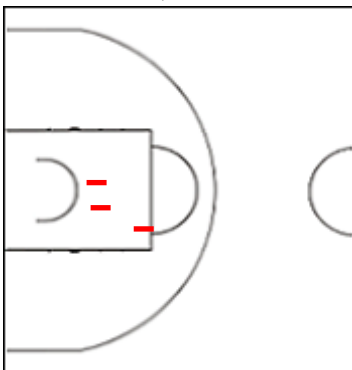
(20-21, 17-21, 14-24, 24-17)

Scoring by 5 min intervals:

	Q1		Q2		Q3		Q4	
PUR	6	20	29	37	44	51	66	75
USA	13	21	35	42	54	66	75	83

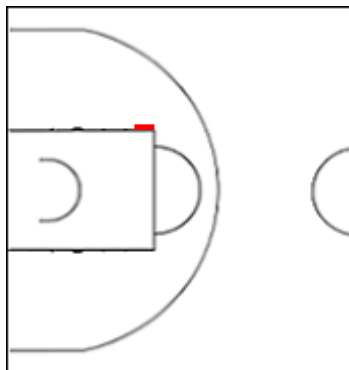
USA - USA

4 COOK Quinn



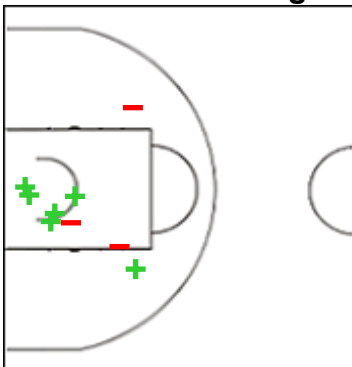
	M / A	%
Fied Goals	2 / 11	18
2 Points	0 / 3	0
3 Points	2 / 8	25
Free Throws	0 / 0	0

5 MUNFORD Xavier



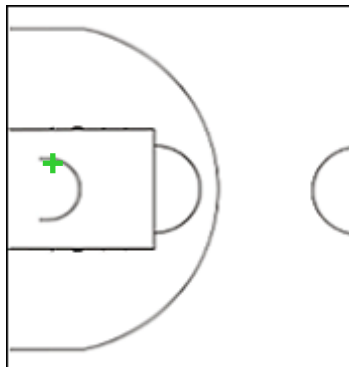
	M / A	%
Fied Goals	0 / 2	0
2 Points	0 / 1	0
3 Points	0 / 1	0
Free Throws	1 / 4	25

9 GALLOWAY Langston



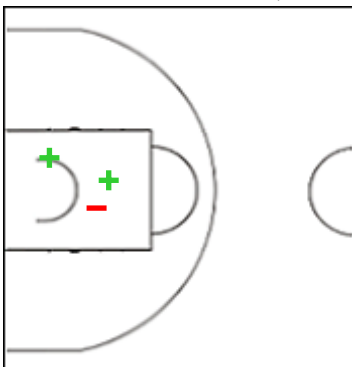
	M / A	%
Fied Goals	8 / 14	57
2 Points	6 / 9	67
3 Points	2 / 5	40
Free Throws	0 / 0	0

10 DAVIS William



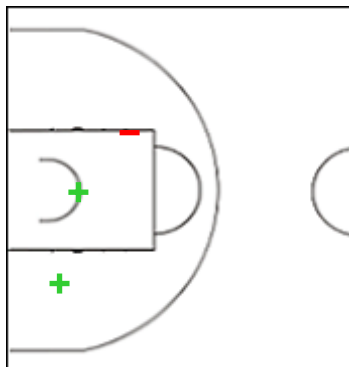
	M / A	%
Fied Goals	1 / 1	100
2 Points	1 / 1	100
3 Points	0 / 0	0
Free Throws	0 / 0	0

11 JEFFRIES DaQuan



	M / A	%
Fied Goals	2 / 5	40
2 Points	2 / 3	67
3 Points	0 / 2	0
Free Throws	0 / 0	0

13 JENKINS John



	M / A	%
Fied Goals	4 / 9	44
2 Points	2 / 3	67
3 Points	2 / 6	33
Free Throws	3 / 3	100

GLOBAL PARTNERS





Shot Chart

PUR 75 vs 83 USA

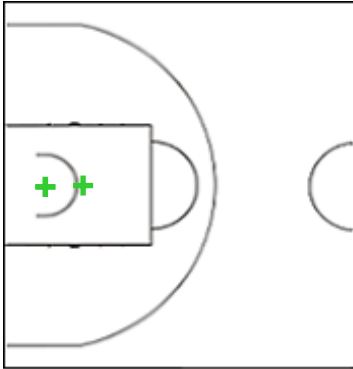
(20-21, 17-21, 14-24, 24-17)

Scoring by 5 min intervals:

	Q1		Q2		Q3		Q4	
PUR	6	20	29	37	44	51	66	75
USA	13	21	35	42	54	66	75	83

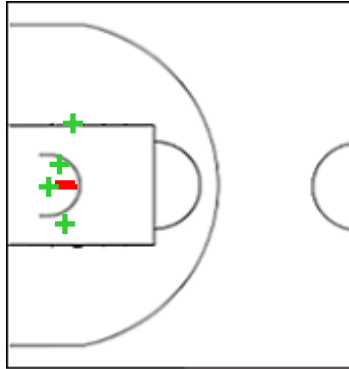
USA - USA

14 MIKA Eric



	M / A	%
Fied Goals	3 / 3	100
2 Points	3 / 3	100
3 Points	0 / 0	0
Free Throws	0 / 0	0

15 JACKSON Justin



	M / A	%
Fied Goals	9 / 16	56
2 Points	4 / 6	67
3 Points	5 / 10	50
Free Throws	3 / 4	75

GLOBAL PARTNERS





Shot Chart

PUR 75 vs 83 USA

(20-21, 17-21, 14-24, 24-17)

Scoring by 5 min intervals:

	Q1		Q2		Q3		Q4	
PUR	6	20	29	37	44	51	66	75
USA	13	21	35	42	54	66	75	83

PUR - Puerto Rico

USA - USA



	M / A	%
Fied Goals	27 / 65	42
2 Points	23 / 47	49
3 Points	4 / 18	22
Free Throws	17 / 24	71

%	M / A	
48	31 / 65	Fied Goals
62	18 / 29	2 Points
36	13 / 36	3 Points
62	8 / 13	Free Throws

GLOBAL PARTNERS

