



Shot Chart

PUR 75 vs 72 BRA

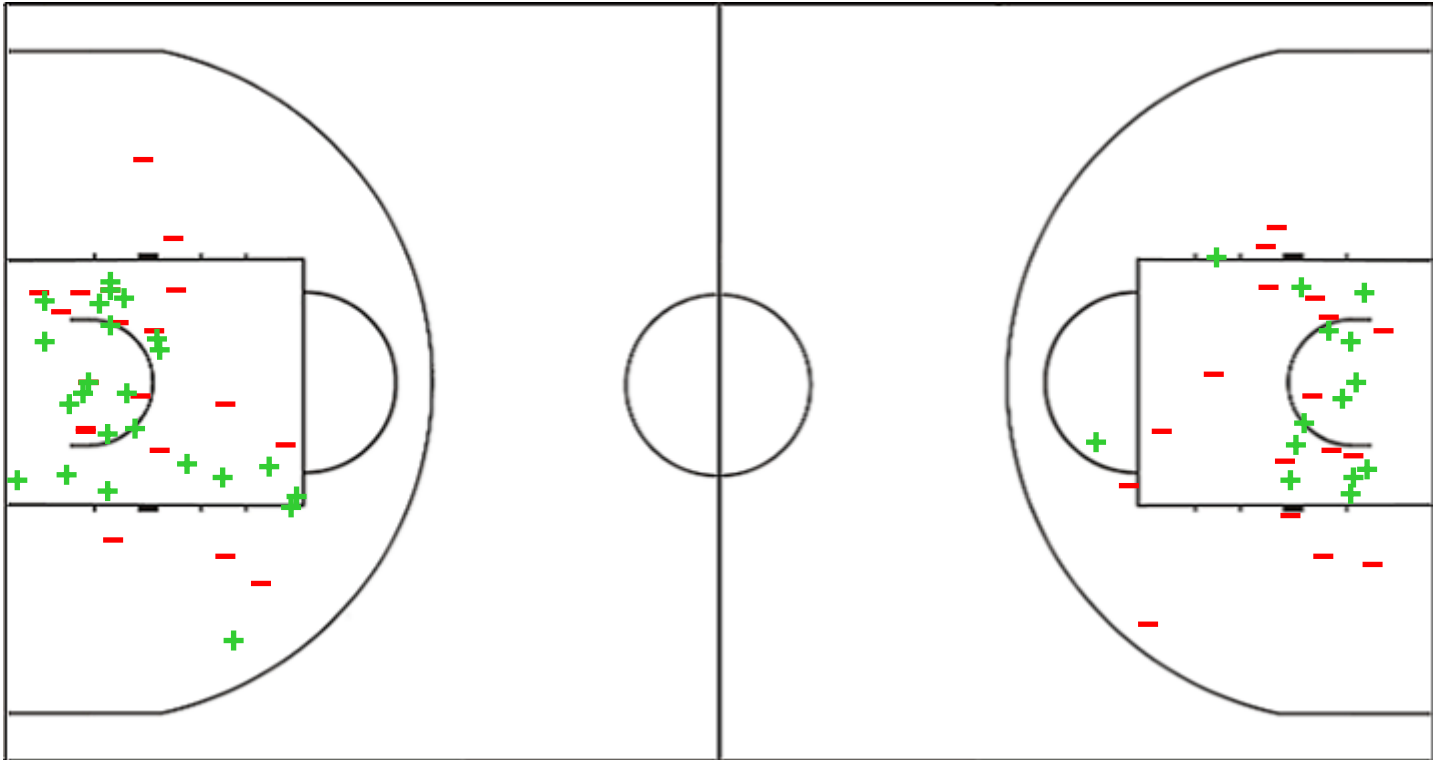
(15-24, 21-19, 16-16, 23-13)

Scoring by 5 min intervals:

	Q1		Q2		Q3		Q4	
PUR	6	15	30	36	44	52	61	75
BRA	7	24	33	43	51	59	64	72

PUR - Puerto Rico

BRA - Brazil



PUR	M / A	%
Fied Goals	30 / 68	44
2 Points	24 / 44	55
3 Points	6 / 24	25
Free Throws	9 / 15	60

%	M / A	BRA
40	25 / 63	Fied Goals
45	14 / 31	2 Points
34	11 / 32	3 Points
61	11 / 18	Free Throws

GLOBAL PARTNERS





Shot Chart

PUR 75 vs 72 BRA

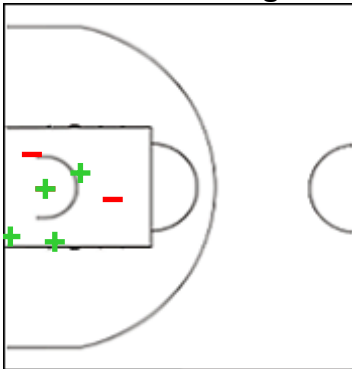
(15-24, 21-19, 16-16, 23-13)

Scoring by 5 min intervals:

	Q1		Q2		Q3		Q4	
PUR	6	15	30	36	44	52	61	75
BRA	7	24	33	43	51	59	64	72

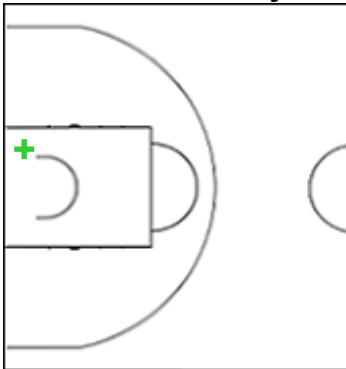
PUR - Puerto Rico

1 CONDITT George



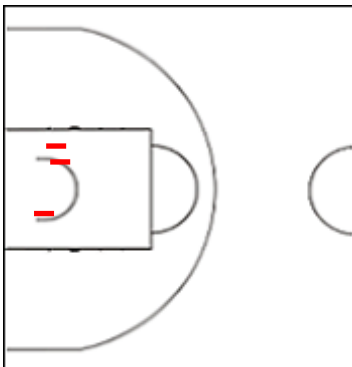
	M / A	%
Fied Goals	4 / 9	44
2 Points	4 / 7	57
3 Points	0 / 2	0
Free Throws	0 / 0	0

15 PARKER Timajh



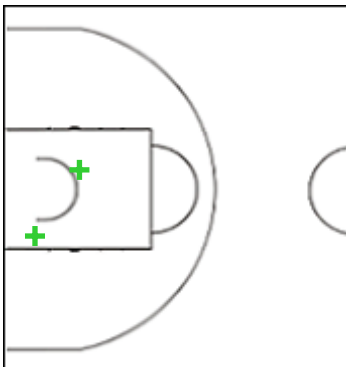
	M / A	%
Fied Goals	1 / 1	100
2 Points	1 / 1	100
3 Points	0 / 0	0
Free Throws	0 / 0	0

21 REYES Justin



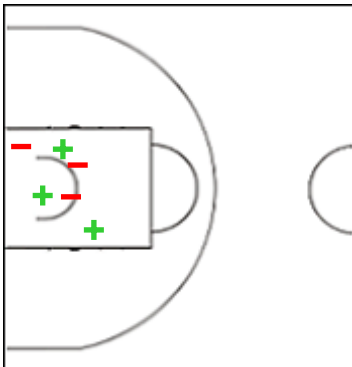
	M / A	%
Fied Goals	0 / 3	0
2 Points	0 / 3	0
3 Points	0 / 0	0
Free Throws	0 / 0	0

25 PLUMMER Alfonso



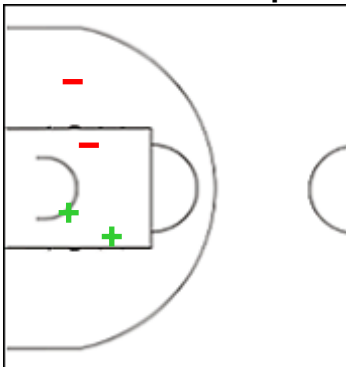
	M / A	%
Fied Goals	2 / 3	67
2 Points	2 / 2	100
3 Points	0 / 1	0
Free Throws	0 / 0	0

28 ROMERO Ismael



	M / A	%
Fied Goals	3 / 6	50
2 Points	3 / 6	50
3 Points	0 / 0	0
Free Throws	2 / 4	50

32 ORTIZ Christopher



	M / A	%
Fied Goals	5 / 10	50
2 Points	2 / 4	50
3 Points	3 / 6	50
Free Throws	2 / 4	50

GLOBAL PARTNERS





Shot Chart

PUR 75 vs 72 BRA

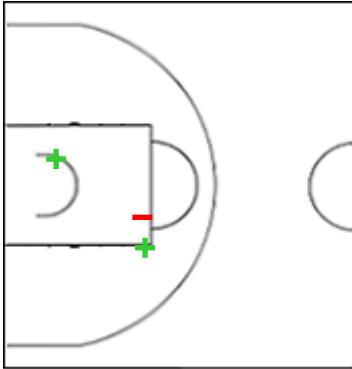
(15-24, 21-19, 16-16, 23-13)

Scoring by 5 min intervals:

	Q1		Q2		Q3		Q4	
PUR	6	15	30	36	44	52	61	75
BRA	7	24	33	43	51	59	64	72

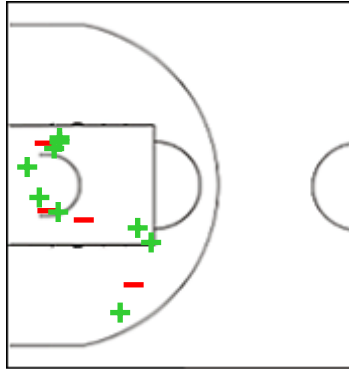
PUR - Puerto Rico

44 MOJICA Javier



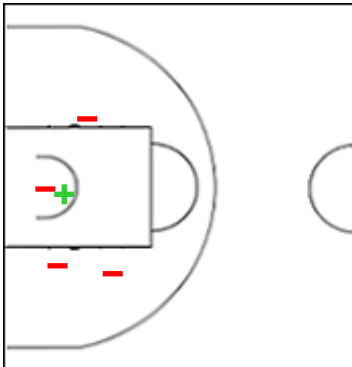
	M / A	%
Fied Goals	2 / 5	40
2 Points	2 / 3	67
3 Points	0 / 2	0
Free Throws	0 / 0	0

51 WATERS Tremont



	M / A	%
Fied Goals	12 / 22	55
2 Points	9 / 13	69
3 Points	3 / 9	33
Free Throws	2 / 3	67

55 THOMPSON Ethan Ivan



	M / A	%
Fied Goals	1 / 7	14
2 Points	1 / 5	20
3 Points	0 / 2	0
Free Throws	3 / 4	75

GLOBAL PARTNERS





Shot Chart

PUR 75 vs 72 BRA

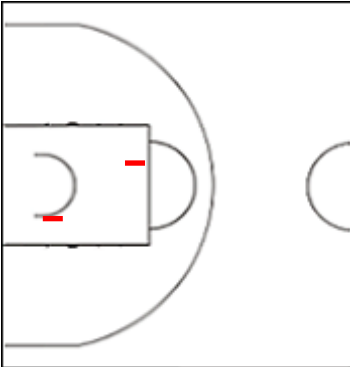
(15-24, 21-19, 16-16, 23-13)

Scoring by 5 min intervals:

	Q1		Q2		Q3		Q4	
PUR	6	15	30	36	44	52	61	75
BRA	7	24	33	43	51	59	64	72

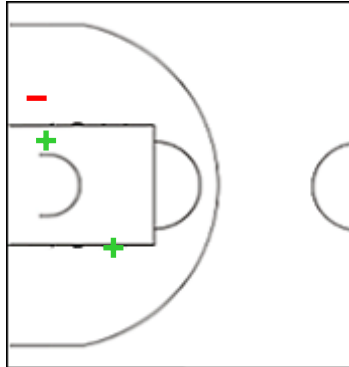
BRA - Brazil

2 SANTOS Yago



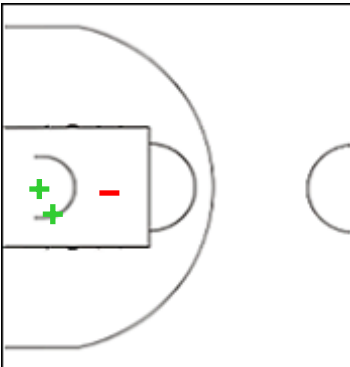
	M / A	%
Fied Goals	0 / 2	0
2 Points	0 / 2	0
3 Points	0 / 0	0
Free Throws	2 / 2	100

5 LUZ Rafa



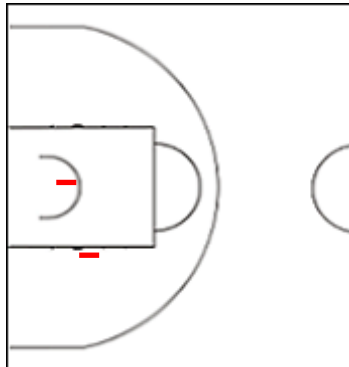
	M / A	%
Fied Goals	3 / 6	50
2 Points	2 / 3	67
3 Points	1 / 3	33
Free Throws	3 / 4	75

6 FELICIO Cristiano



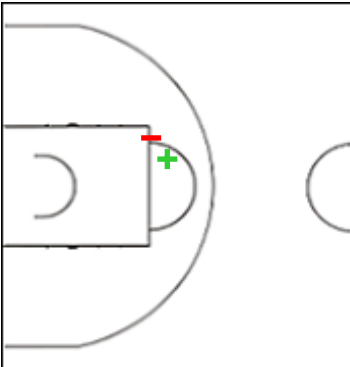
	M / A	%
Fied Goals	2 / 3	67
2 Points	2 / 3	67
3 Points	0 / 0	0
Free Throws	1 / 2	50

7 LOUZADA Didi



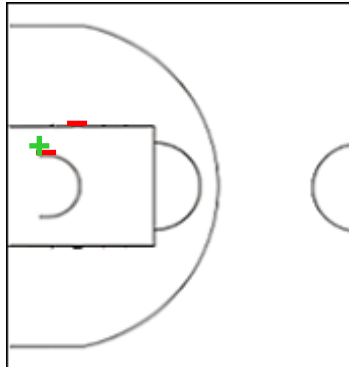
	M / A	%
Fied Goals	1 / 8	13
2 Points	0 / 2	0
3 Points	1 / 6	17
Free Throws	1 / 2	50

9 HUERTAS Marcelinho



	M / A	%
Fied Goals	3 / 5	60
2 Points	1 / 2	50
3 Points	2 / 3	67
Free Throws	0 / 0	0

12 MINEIRO Rafa



	M / A	%
Fied Goals	1 / 6	17
2 Points	1 / 3	33
3 Points	0 / 3	0
Free Throws	1 / 2	50

GLOBAL PARTNERS





Shot Chart

PUR 75 vs 72 BRA

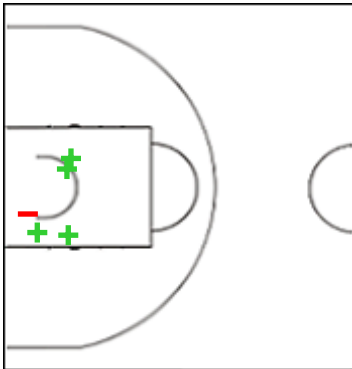
(15-24, 21-19, 16-16, 23-13)

Scoring by 5 min intervals:

	Q1		Q2		Q3		Q4	
PUR	6	15	30	36	44	52	61	75
BRA	7	24	33	43	51	59	64	72

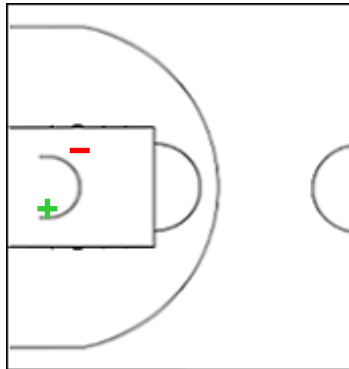
BRA - Brazil

14 MEINDL Leonardo



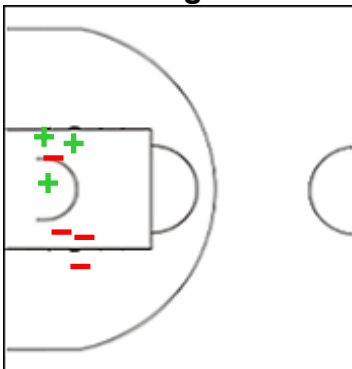
	M / A	%
Fied Goals	6 / 10	60
2 Points	4 / 5	80
3 Points	2 / 5	40
Free Throws	1 / 4	25

19 DIAS Lucas



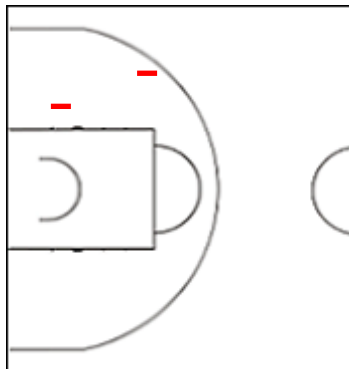
	M / A	%
Fied Goals	5 / 11	45
2 Points	1 / 2	50
3 Points	4 / 9	44
Free Throws	2 / 2	100

23 LIMA Augusto



	M / A	%
Fied Goals	3 / 7	43
2 Points	3 / 7	43
3 Points	0 / 0	0
Free Throws	0 / 0	0

28 MARIANO Lucas



	M / A	%
Fied Goals	0 / 3	0
2 Points	0 / 2	0
3 Points	0 / 1	0
Free Throws	0 / 0	0

GLOBAL PARTNERS





Shot Chart

PUR 75 vs 72 BRA

(15-24, 21-19, 16-16, 23-13)

Scoring by 5 min intervals:

	Q1		Q2		Q3		Q4	
PUR	6	15	30	36	44	52	61	75
BRA	7	24	33	43	51	59	64	72

PUR - Puerto Rico

BRA - Brazil



	M / A	%
Fied Goals	30 / 68	44
2 Points	24 / 44	55
3 Points	6 / 24	25
Free Throws	9 / 15	60

%	M / A	
40	25 / 63	Fied Goals
45	14 / 31	2 Points
34	11 / 32	3 Points
61	11 / 18	Free Throws

GLOBAL PARTNERS

