



Shot Chart

URU 78 vs 70 PUR

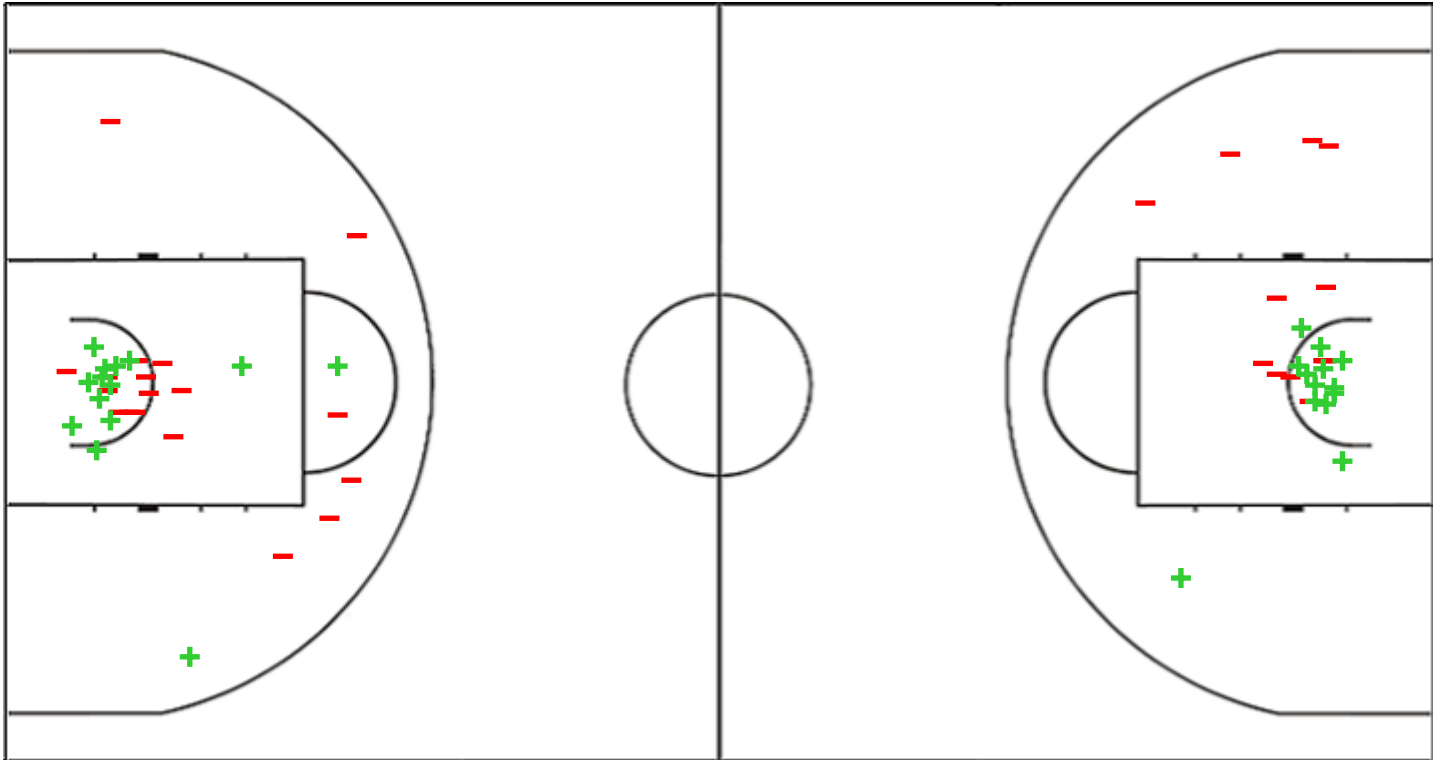
(15-15, 21-11, 21-14, 21-30)

Scoring by 5 min intervals:

	Q1		Q2		Q3		Q4	
URU	8	15	25	36	46	57	68	78
PUR	10	15	17	26	32	40	54	70

URU - Uruguay

PUR - Puerto Rico



URU	M / A	%
Fied Goals	26 / 69	38
2 Points	14 / 32	44
3 Points	12 / 37	32
Free Throws	14 / 16	88

%	M / A	PUR
51	25 / 49	Fied Goals
52	13 / 25	2 Points
50	12 / 24	3 Points
53	8 / 15	Free Throws

GLOBAL PARTNERS





Shot Chart

URU 78 vs 70 PUR

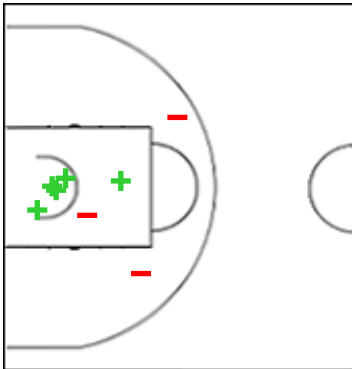
(15-15, 21-11, 21-14, 21-30)

Scoring by 5 min intervals:

	Q1		Q2		Q3		Q4	
URU	8	15	25	36	46	57	68	78
PUR	10	15	17	26	32	40	54	70

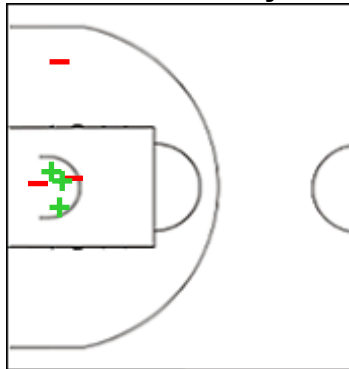
URU - Uruguay

6 FITIPALDO Bruno



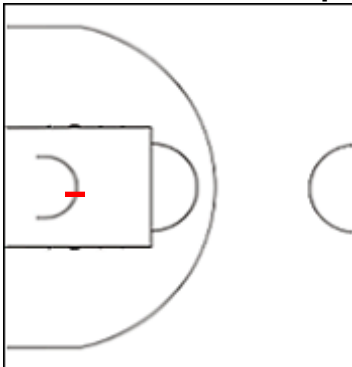
	M / A	%
Fied Goals	7 / 17	41
2 Points	5 / 8	63
3 Points	2 / 9	22
Free Throws	2 / 3	67

11 GRANGER Jayson



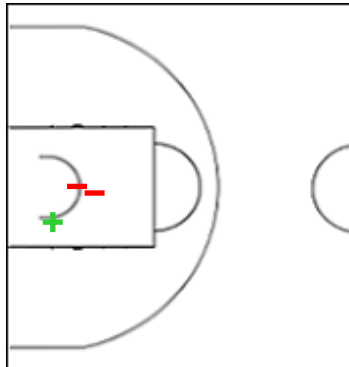
	M / A	%
Fied Goals	8 / 19	42
2 Points	3 / 6	50
3 Points	5 / 13	38
Free Throws	4 / 4	100

14 RODRIGUEZ Joaquin



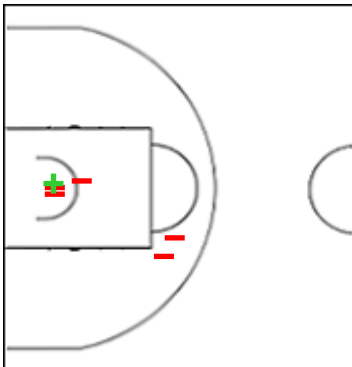
	M / A	%
Fied Goals	1 / 4	25
2 Points	0 / 1	0
3 Points	1 / 3	33
Free Throws	0 / 0	0

15 BATISTA Esteban



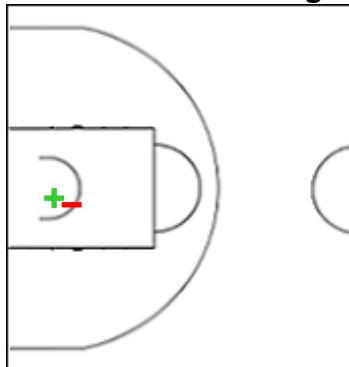
	M / A	%
Fied Goals	1 / 3	33
2 Points	1 / 3	33
3 Points	0 / 0	0
Free Throws	0 / 0	0

21 PARODI Luciano



	M / A	%
Fied Goals	2 / 8	25
2 Points	1 / 6	17
3 Points	1 / 2	50
Free Throws	2 / 3	67

25 VESCOVI Santiago



	M / A	%
Fied Goals	3 / 6	50
2 Points	1 / 2	50
3 Points	2 / 4	50
Free Throws	0 / 0	0

GLOBAL PARTNERS





Shot Chart

URU 78 vs 70 PUR

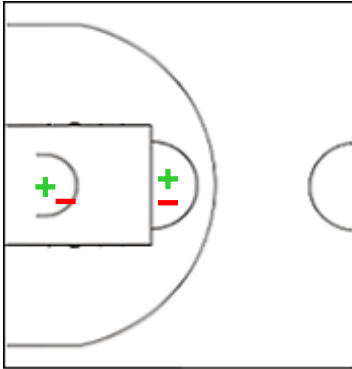
(15-15, 21-11, 21-14, 21-30)

Scoring by 5 min intervals:

	Q1		Q2		Q3		Q4	
URU	8	15	25	36	46	57	68	78
PUR	10	15	17	26	32	40	54	70

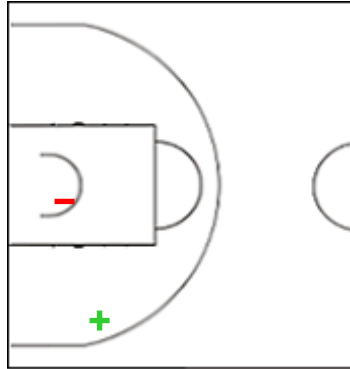
URU - Uruguay

33 WACHSMANN Kiril



	M / A	%
Fied Goals	2 / 4	50
2 Points	2 / 4	50
3 Points	0 / 0	0
Free Throws	4 / 4	100

42 ROJAS Martin



	M / A	%
Fied Goals	1 / 2	50
2 Points	1 / 2	50
3 Points	0 / 0	0
Free Throws	2 / 2	100

GLOBAL PARTNERS





Shot Chart

URU 78 vs 70 PUR

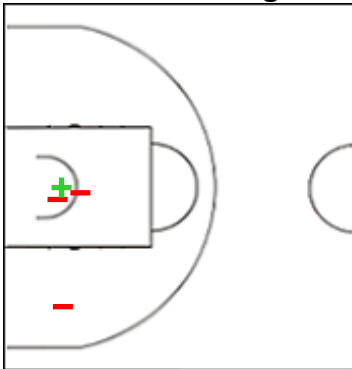
(15-15, 21-11, 21-14, 21-30)

Scoring by 5 min intervals:

	Q1		Q2		Q3		Q4	
URU	8	15	25	36	46	57	68	78
PUR	10	15	17	26	32	40	54	70

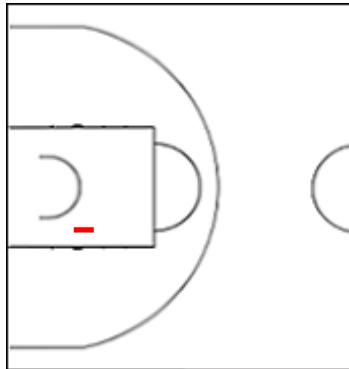
PUR - Puerto Rico

1 CONDITT George



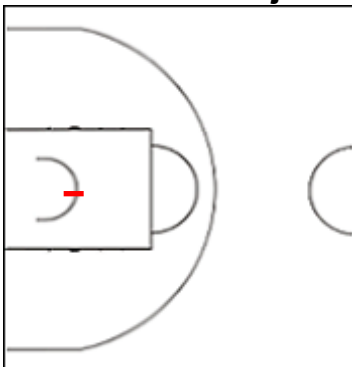
	M / A	%
Fied Goals	1 / 4	25
2 Points	1 / 4	25
3 Points	0 / 0	0
Free Throws	2 / 4	50

11 THOMPSON JR. Stephen



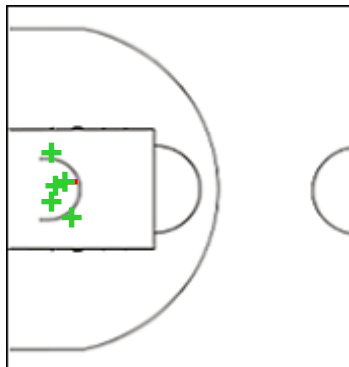
	M / A	%
Fied Goals	0 / 2	0
2 Points	0 / 1	0
3 Points	0 / 1	0
Free Throws	0 / 0	0

15 PARKER Timajh



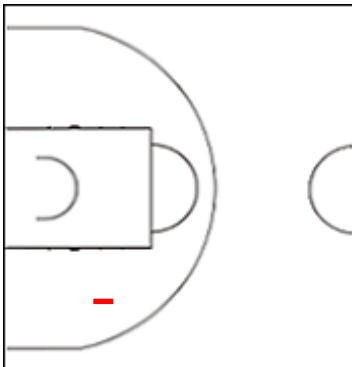
	M / A	%
Fied Goals	0 / 1	0
2 Points	0 / 1	0
3 Points	0 / 0	0
Free Throws	0 / 0	0

21 REYES Justin



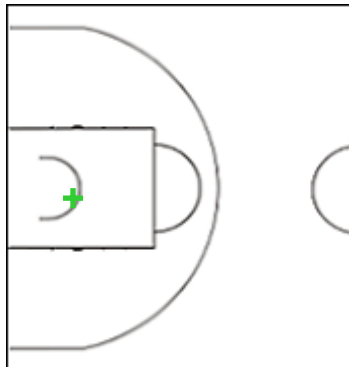
	M / A	%
Fied Goals	6 / 8	75
2 Points	5 / 6	83
3 Points	1 / 2	50
Free Throws	2 / 2	100

22 FERNANDEZ GARCIA Tjader



	M / A	%
Fied Goals	1 / 2	50
2 Points	0 / 1	0
3 Points	1 / 1	100
Free Throws	0 / 0	0

25 PLUMMER Alfonso



	M / A	%
Fied Goals	7 / 10	70
2 Points	1 / 1	100
3 Points	6 / 9	67
Free Throws	0 / 0	0

GLOBAL PARTNERS





Shot Chart

URU 78 vs 70 PUR

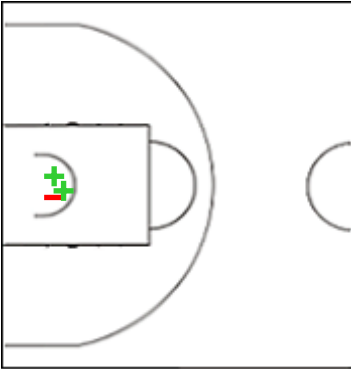
(15-15, 21-11, 21-14, 21-30)

Scoring by 5 min intervals:

	Q1		Q2		Q3		Q4	
URU	8	15	25	36	46	57	68	78
PUR	10	15	17	26	32	40	54	70

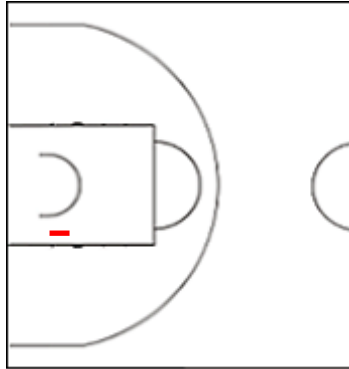
PUR - Puerto Rico

28 ROMERO Ismael



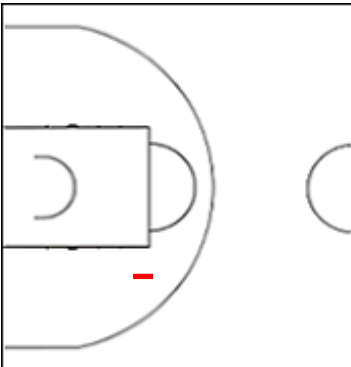
	M / A	%
Fied Goals	2 / 3	67
2 Points	2 / 3	67
3 Points	0 / 0	0
Free Throws	1 / 4	25

32 ORTIZ Christopher



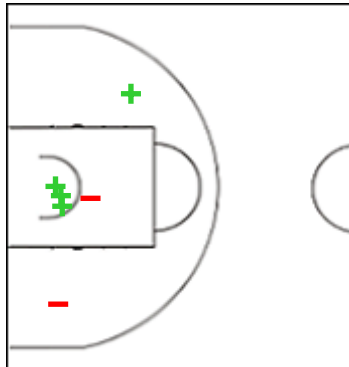
	M / A	%
Fied Goals	1 / 2	50
2 Points	0 / 1	0
3 Points	1 / 1	100
Free Throws	0 / 0	0

44 MOJICA Javier



	M / A	%
Fied Goals	1 / 4	25
2 Points	0 / 1	0
3 Points	1 / 3	33
Free Throws	3 / 4	75

51 WATERS Tremont



	M / A	%
Fied Goals	6 / 13	46
2 Points	4 / 6	67
3 Points	2 / 7	29
Free Throws	0 / 1	0

GLOBAL PARTNERS





Shot Chart

URU 78 vs 70 PUR

(15-15, 21-11, 21-14, 21-30)

Scoring by 5 min intervals:

	Q1		Q2		Q3		Q4	
URU	8	15	25	36	46	57	68	78
PUR	10	15	17	26	32	40	54	70

URU - Uruguay

PUR - Puerto Rico



	M / A	%
Fied Goals	26 / 69	38
2 Points	14 / 32	44
3 Points	12 / 37	32
Free Throws	14 / 16	88

%	M / A	
51	25 / 49	Fied Goals
52	13 / 25	2 Points
50	12 / 24	3 Points
53	8 / 15	Free Throws

GLOBAL PARTNERS

