



Shot Chart

DOM 80 vs 69 ARG

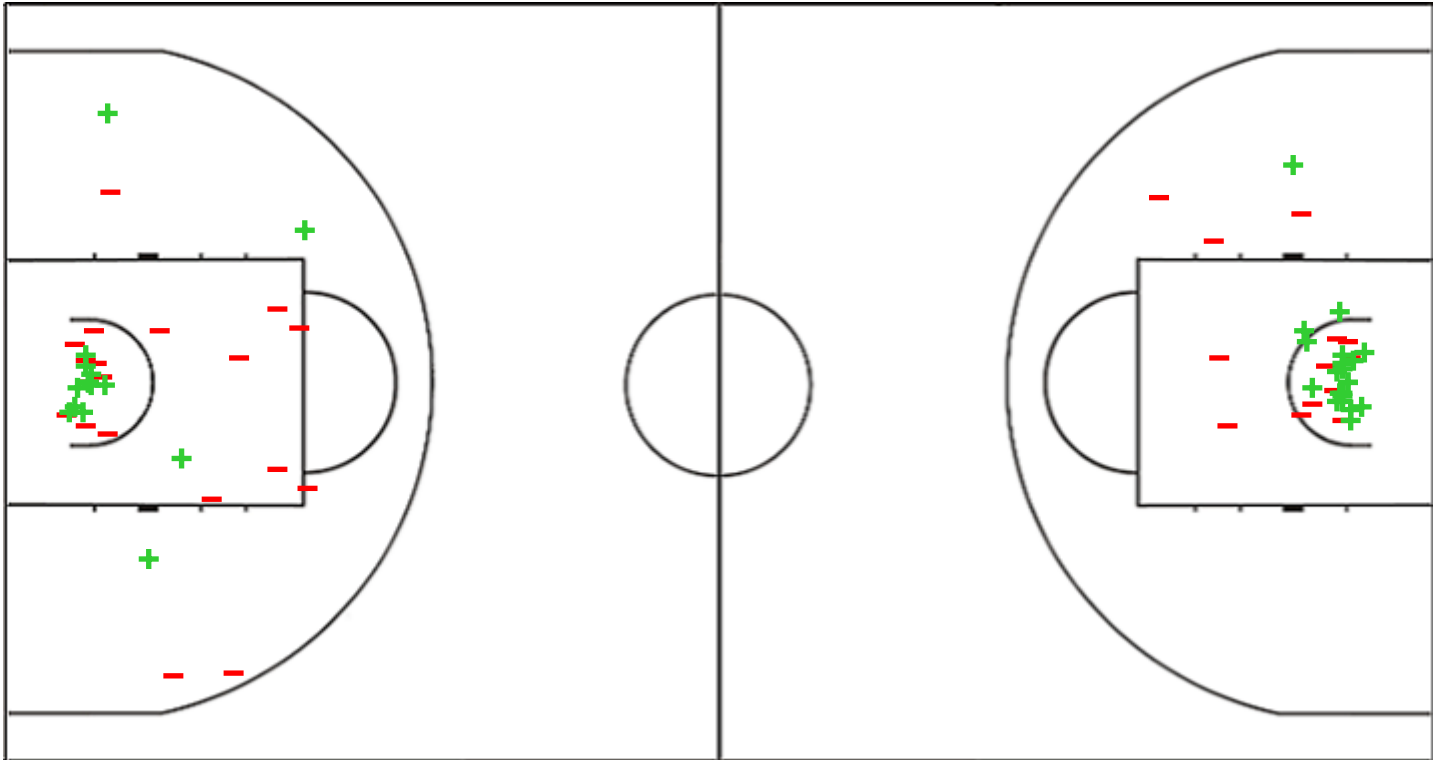
(20-20, 21-13, 20-19, 19-17)

Scoring by 5 min intervals:

	Q1		Q2		Q3		Q4	
DOM	11	20	32	41	48	61	72	80
ARG	9	20	24	33	40	52	62	69

DOM - Dominican Republic

ARG - Argentina



DOM	M / A	%
Fied Goals	27 / 58	47
2 Points	16 / 36	44
3 Points	11 / 22	50
Free Throws	15 / 27	56

%	M / A	ARG
45	25 / 56	Fied Goals
62	21 / 34	2 Points
18	4 / 22	3 Points
58	15 / 26	Free Throws

GLOBAL PARTNERS





Shot Chart

DOM 80 vs 69 ARG

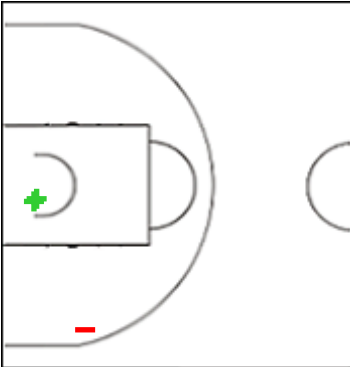
(20-20, 21-13, 20-19, 19-17)

Scoring by 5 min intervals:

	Q1		Q2		Q3		Q4	
DOM	11	20	32	41	48	61	72	80
ARG	9	20	24	33	40	52	62	69

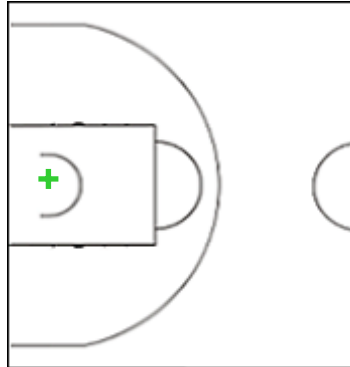
DOM - Dominican Republic

2 MENDOZA Rigoberto



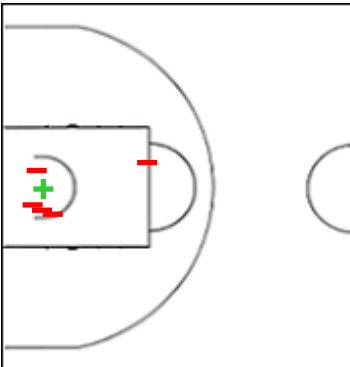
	M / A	%
Fied Goals	5 / 7	71
2 Points	2 / 3	67
3 Points	3 / 4	75
Free Throws	1 / 2	50

3 MONTERO Jean



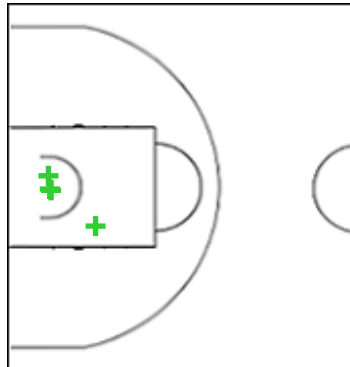
	M / A	%
Fied Goals	2 / 4	50
2 Points	1 / 1	100
3 Points	1 / 3	33
Free Throws	2 / 2	100

4 SOLANO Gelvis



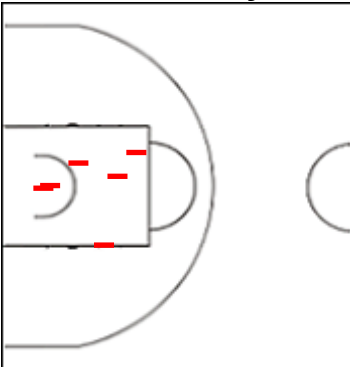
	M / A	%
Fied Goals	1 / 9	11
2 Points	1 / 6	17
3 Points	0 / 3	0
Free Throws	3 / 4	75

10 FELIZ Andres



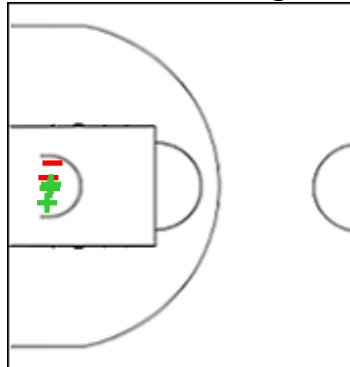
	M / A	%
Fied Goals	4 / 5	80
2 Points	4 / 4	100
3 Points	0 / 1	0
Free Throws	0 / 2	0

11 VARGAS Eloy



	M / A	%
Fied Goals	0 / 7	0
2 Points	0 / 6	0
3 Points	0 / 1	0
Free Throws	1 / 4	25

12 DELGADO Angel



	M / A	%
Fied Goals	3 / 6	50
2 Points	3 / 6	50
3 Points	0 / 0	0
Free Throws	0 / 2	0

GLOBAL PARTNERS





Shot Chart

DOM 80 vs 69 ARG

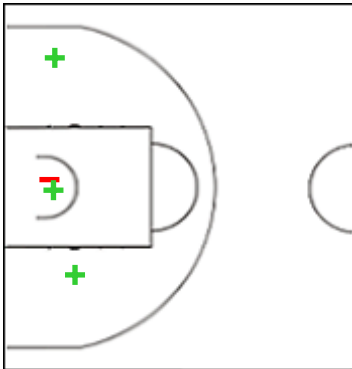
(20-20, 21-13, 20-19, 19-17)

Scoring by 5 min intervals:

	Q1		Q2		Q3		Q4	
DOM	11	20	32	41	48	61	72	80
ARG	9	20	24	33	40	52	62	69

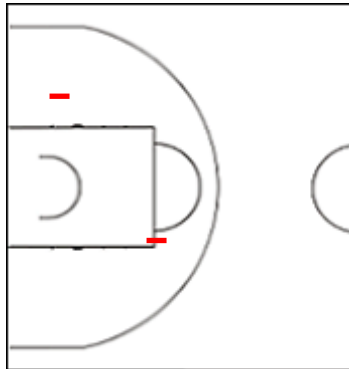
DOM - Dominican Republic

20 SUERO Gerardo



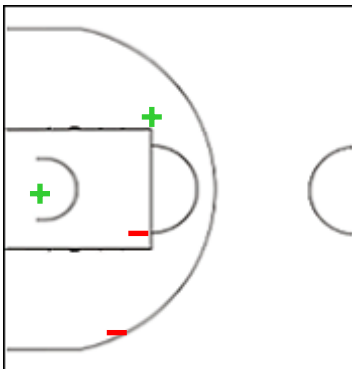
	M / A	%
Fied Goals	6 / 7	86
2 Points	3 / 4	75
3 Points	3 / 3	100
Free Throws	5 / 6	83

35 GUERRERO Juan



	M / A	%
Fied Goals	0 / 2	0
2 Points	0 / 2	0
3 Points	0 / 0	0
Free Throws	0 / 0	0

44 MONTERO Luis



	M / A	%
Fied Goals	2 / 4	50
2 Points	2 / 4	50
3 Points	0 / 0	0
Free Throws	0 / 0	0

GLOBAL PARTNERS





Shot Chart

DOM 80 vs 69 ARG

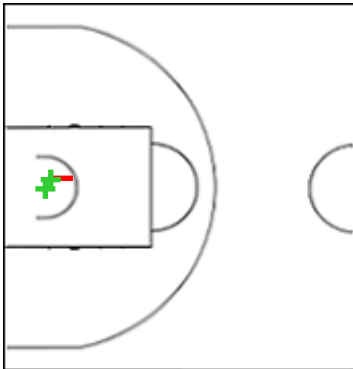
(20-20, 21-13, 20-19, 19-17)

Scoring by 5 min intervals:

	Q1		Q2		Q3		Q4	
DOM	11	20	32	41	48	61	72	80
ARG	9	20	24	33	40	52	62	69

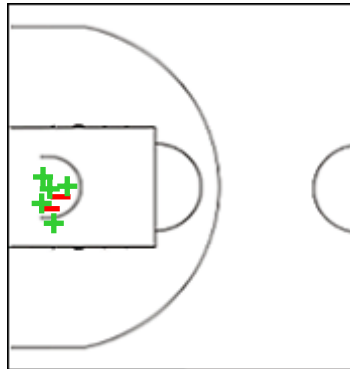
ARG - Argentina

1 CAFFARO Francisco



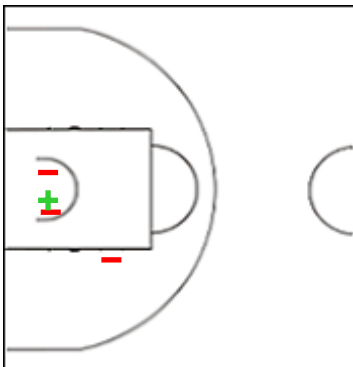
	M / A	%
Fied Goals	2 / 3	67
2 Points	2 / 3	67
3 Points	0 / 0	0
Free Throws	5 / 8	63

9 BRUSSINO Nicolas



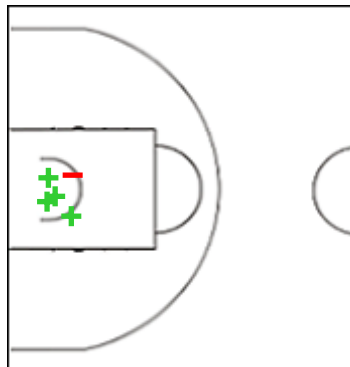
	M / A	%
Fied Goals	6 / 13	46
2 Points	5 / 7	71
3 Points	1 / 6	17
Free Throws	3 / 6	50

11 VILDOZA Jose



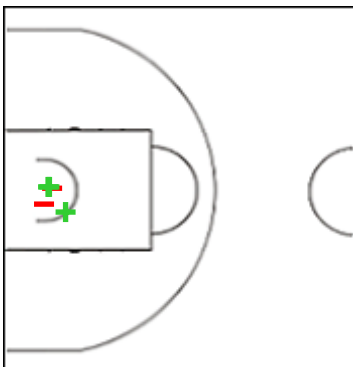
	M / A	%
Fied Goals	2 / 9	22
2 Points	1 / 4	25
3 Points	1 / 5	20
Free Throws	0 / 0	0

12 DELIA Marcos



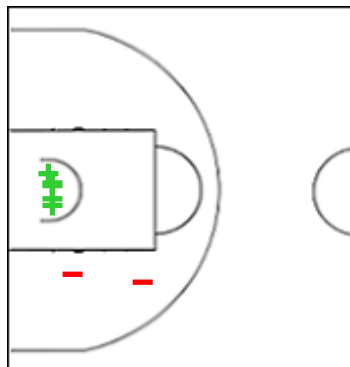
	M / A	%
Fied Goals	4 / 5	80
2 Points	4 / 5	80
3 Points	0 / 0	0
Free Throws	2 / 5	40

22 VAULET Juan



	M / A	%
Fied Goals	3 / 5	60
2 Points	3 / 5	60
3 Points	0 / 0	0
Free Throws	3 / 5	60

30 REDIVO Lucio



	M / A	%
Fied Goals	5 / 9	56
2 Points	5 / 7	71
3 Points	0 / 2	0
Free Throws	2 / 2	100

GLOBAL PARTNERS





Shot Chart

DOM 80 vs 69 ARG

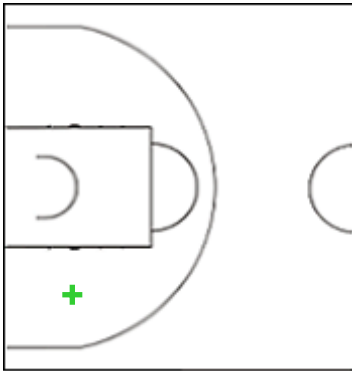
(20-20, 21-13, 20-19, 19-17)

Scoring by 5 min intervals:

	Q1		Q2		Q3		Q4	
DOM	11	20	32	41	48	61	72	80
ARG	9	20	24	33	40	52	62	69

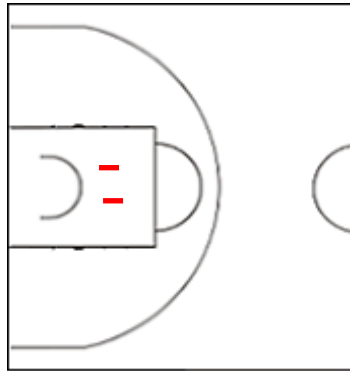
ARG - Argentina

44 CUELLO Martin



	M / A	%
Fied Goals	2 / 4	50
2 Points	1 / 1	100
3 Points	1 / 3	33
Free Throws	0 / 0	0

77 AGUIRRE Nicolás



	M / A	%
Fied Goals	1 / 6	17
2 Points	0 / 2	0
3 Points	1 / 4	25
Free Throws	0 / 0	0

GLOBAL PARTNERS





Shot Chart

DOM 80 vs 69 ARG

(20-20, 21-13, 20-19, 19-17)

Scoring by 5 min intervals:

	Q1		Q2		Q3		Q4	
DOM	11	20	32	41	48	61	72	80
ARG	9	20	24	33	40	52	62	69

DOM - Dominican Republic

ARG - Argentina



	M / A	%
Fied Goals	27 / 58	47
2 Points	16 / 36	44
3 Points	11 / 22	50
Free Throws	15 / 27	56

%	M / A	
45	25 / 56	Fied Goals
62	21 / 34	2 Points
18	4 / 22	3 Points
58	15 / 26	Free Throws

GLOBAL PARTNERS

