



Shot Chart

USA 79 vs 94 BRA

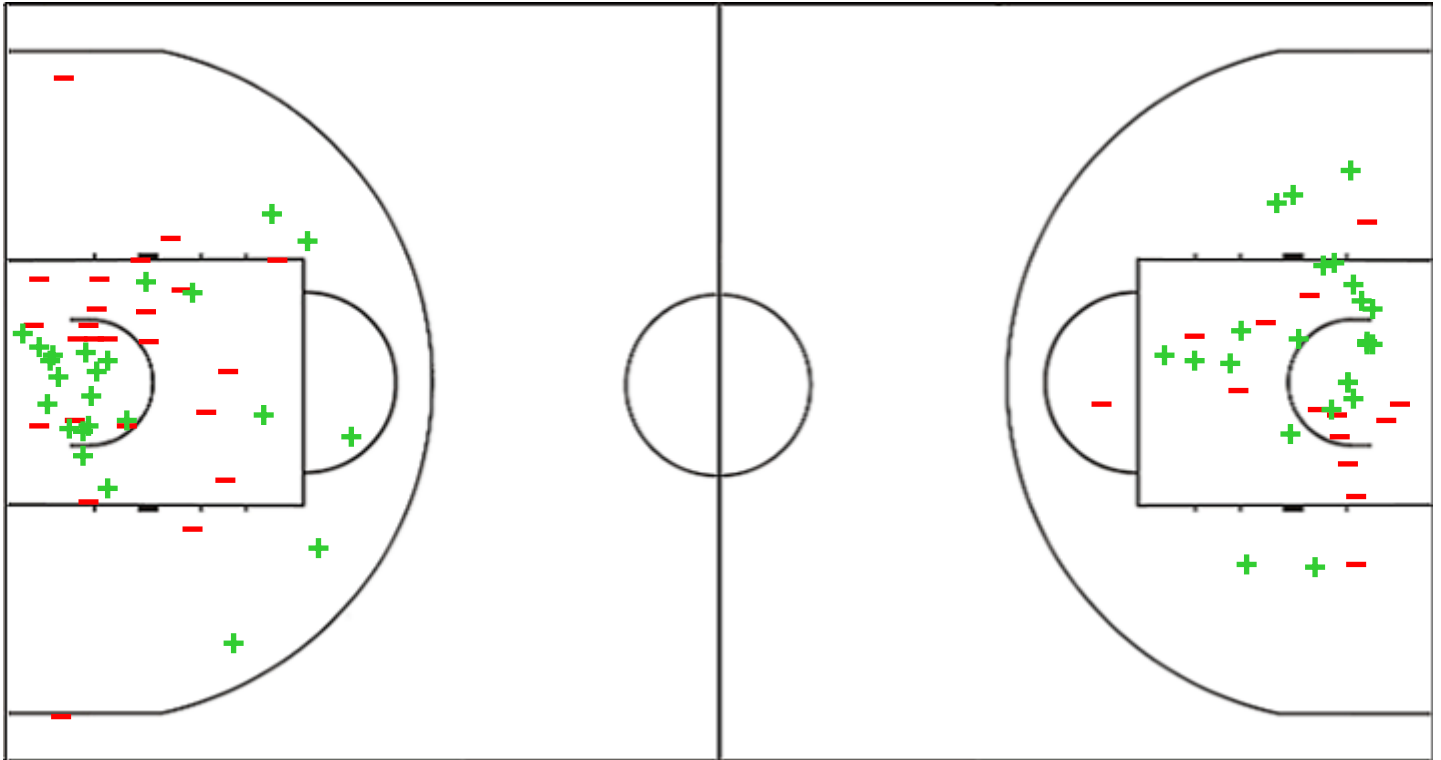
(21-30, 13-28, 21-17, 24-19)

Scoring by 5 min intervals:

	Q1		Q2		Q3		Q4	
USA	11	21	32	34	42	55	71	79
BRA	14	30	44	58	62	75	87	94

USA - USA

BRA - Brazil



USA	M / A	%
Fied Goals	31 / 74	42
2 Points	24 / 48	50
3 Points	7 / 26	27
Free Throws	10 / 15	67

%	M / A	BRA
54	33 / 61	Fied Goals
62	23 / 37	2 Points
42	10 / 24	3 Points
82	18 / 22	Free Throws

GLOBAL PARTNERS





Shot Chart

USA 79 vs 94 BRA

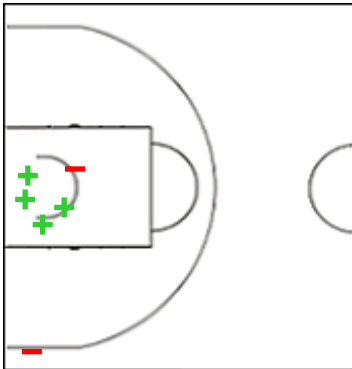
(21-30, 13-28, 21-17, 24-19)

Scoring by 5 min intervals:

	Q1		Q2		Q3		Q4	
USA	11	21	32	34	42	55	71	79
BRA	14	30	44	58	62	75	87	94

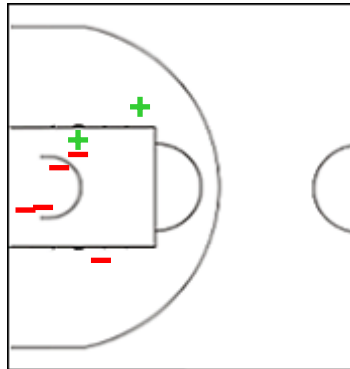
USA - USA

4 BROWN Charlie



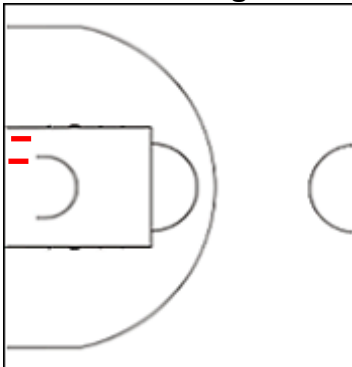
	M / A	%
Fied Goals	4 / 8	50
2 Points	4 / 6	67
3 Points	0 / 2	0
Free Throws	2 / 2	100

5 STOCKTON David



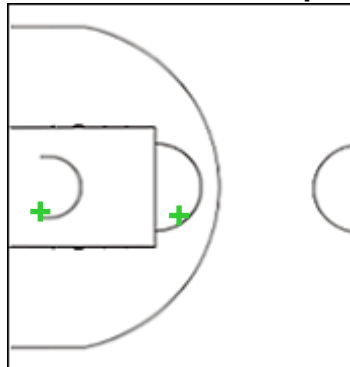
	M / A	%
Fied Goals	3 / 9	33
2 Points	2 / 7	29
3 Points	1 / 2	50
Free Throws	2 / 2	100

6 SWORD Craig



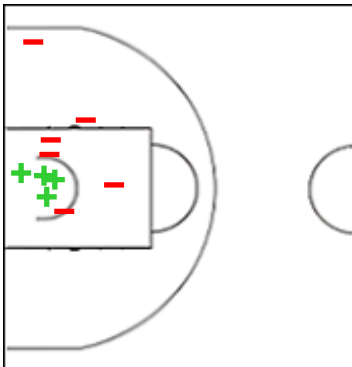
	M / A	%
Fied Goals	0 / 4	0
2 Points	0 / 2	0
3 Points	0 / 2	0
Free Throws	0 / 0	0

7 CHIOZZA Christopher



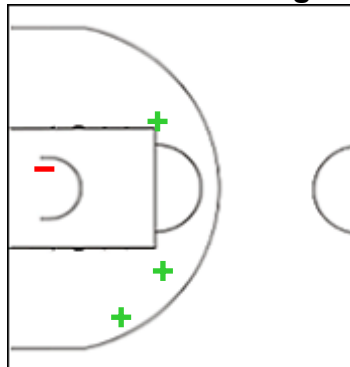
	M / A	%
Fied Goals	3 / 6	50
2 Points	2 / 2	100
3 Points	1 / 4	25
Free Throws	0 / 0	0

8 JOHNSON Alize



	M / A	%
Fied Goals	4 / 10	40
2 Points	4 / 10	40
3 Points	0 / 0	0
Free Throws	2 / 4	50

9 GALLOWAY Langston



	M / A	%
Fied Goals	5 / 8	63
2 Points	3 / 4	75
3 Points	2 / 4	50
Free Throws	2 / 3	67

GLOBAL PARTNERS





Shot Chart

USA 79 vs 94 BRA

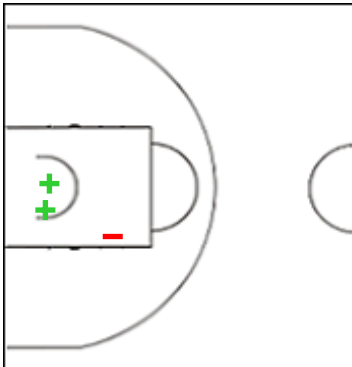
(21-30, 13-28, 21-17, 24-19)

Scoring by 5 min intervals:

	Q1		Q2		Q3		Q4	
USA	11	21	32	34	42	55	71	79
BRA	14	30	44	58	62	75	87	94

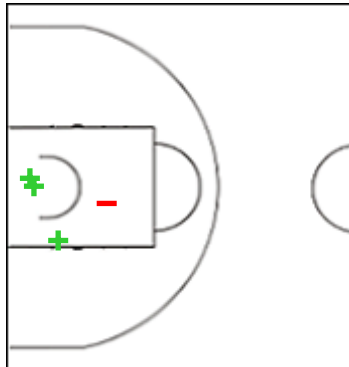
USA - USA

10 DAVIS William



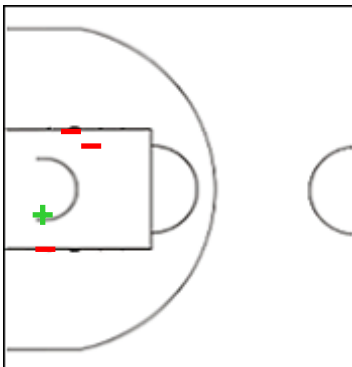
	M / A	%
Fied Goals	2 / 3	67
2 Points	2 / 3	67
3 Points	0 / 0	0
Free Throws	1 / 2	50

11 JEFFRIES DaQuan



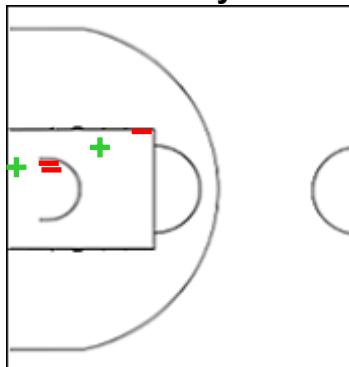
	M / A	%
Fied Goals	4 / 8	50
2 Points	3 / 4	75
3 Points	1 / 4	25
Free Throws	0 / 0	0

12 FRAZIER II Michael



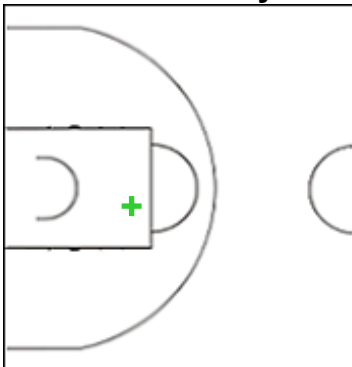
	M / A	%
Fied Goals	2 / 8	25
2 Points	1 / 4	25
3 Points	1 / 4	25
Free Throws	1 / 2	50

13 SIMS Henry



	M / A	%
Fied Goals	2 / 5	40
2 Points	2 / 5	40
3 Points	0 / 0	0
Free Throws	0 / 0	0

14 HOOD Rodney



	M / A	%
Fied Goals	2 / 5	40
2 Points	1 / 1	100
3 Points	1 / 4	25
Free Throws	0 / 0	0

GLOBAL PARTNERS





Shot Chart

USA 79 vs 94 BRA

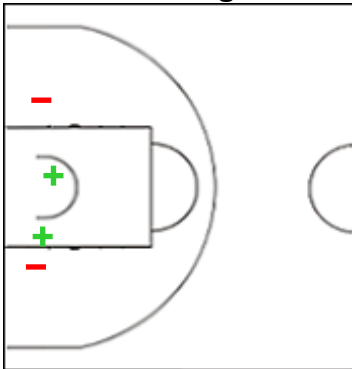
(21-30, 13-28, 21-17, 24-19)

Scoring by 5 min intervals:

	Q1		Q2		Q3		Q4	
USA	11	21	32	34	42	55	71	79
BRA	14	30	44	58	62	75	87	94

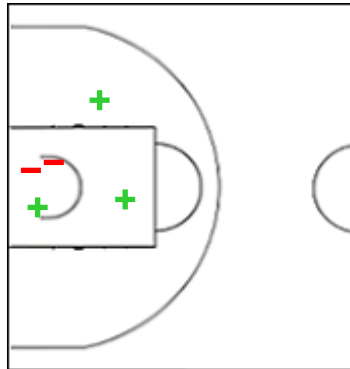
BRA - Brazil

2 SANTOS Yago



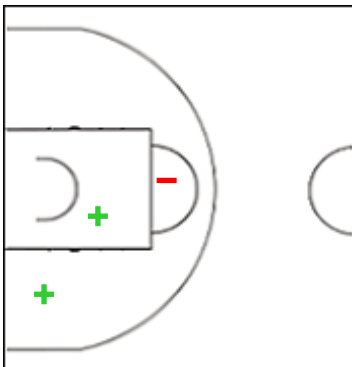
	M / A	%
Fied Goals	2 / 7	29
2 Points	2 / 4	50
3 Points	0 / 3	0
Free Throws	1 / 1	100

6 FELICIO Cristiano



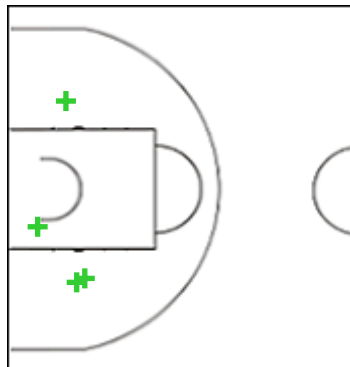
	M / A	%
Fied Goals	3 / 5	60
2 Points	3 / 5	60
3 Points	0 / 0	0
Free Throws	0 / 0	0

8 BENITE Vítor



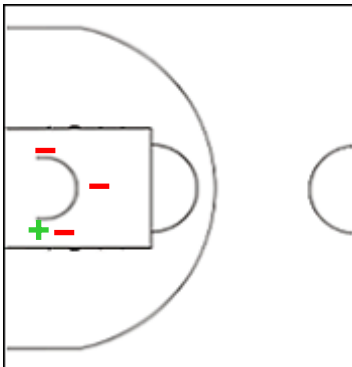
	M / A	%
Fied Goals	4 / 9	44
2 Points	2 / 3	67
3 Points	2 / 6	33
Free Throws	1 / 2	50

9 HUERTAS Marcelinho



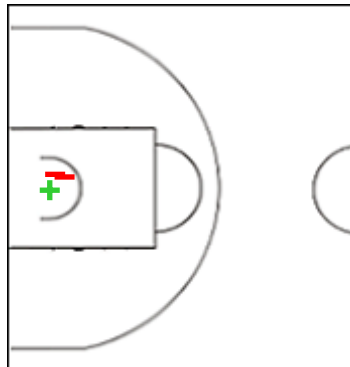
	M / A	%
Fied Goals	4 / 4	100
2 Points	4 / 4	100
3 Points	0 / 0	0
Free Throws	0 / 0	0

10 SOARES Tim



	M / A	%
Fied Goals	2 / 6	33
2 Points	1 / 4	25
3 Points	1 / 2	50
Free Throws	0 / 0	0

14 MEINDL Leonardo



	M / A	%
Fied Goals	2 / 6	33
2 Points	1 / 3	33
3 Points	1 / 3	33
Free Throws	3 / 4	75

GLOBAL PARTNERS





Shot Chart

USA 79 vs 94 BRA

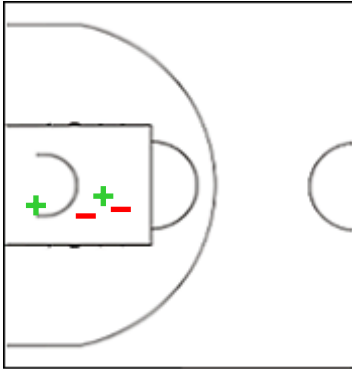
(21-30, 13-28, 21-17, 24-19)

Scoring by 5 min intervals:

	Q1		Q2		Q3		Q4	
USA	11	21	32	34	42	55	71	79
BRA	14	30	44	58	62	75	87	94

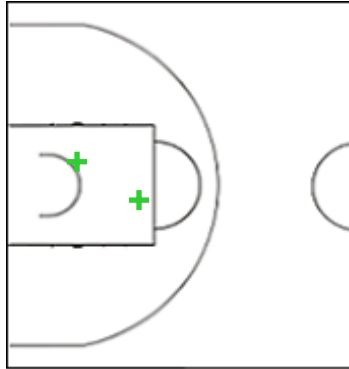
BRA - Brazil

19 DIAS Lucas



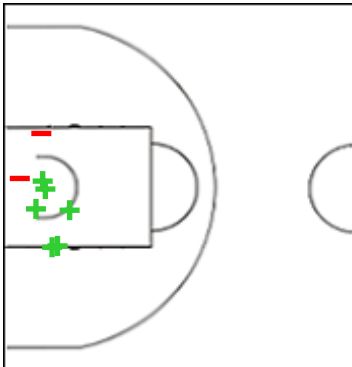
	M / A	%
Fied Goals	2 / 5	40
2 Points	2 / 4	50
3 Points	0 / 1	0
Free Throws	4 / 4	100

32 DE PAULA Georginho



	M / A	%
Fied Goals	5 / 6	83
2 Points	2 / 2	100
3 Points	3 / 4	75
Free Throws	5 / 5	100

50 CABOCLO Bruno



	M / A	%
Fied Goals	9 / 13	69
2 Points	6 / 8	75
3 Points	3 / 5	60
Free Throws	3 / 4	75

GLOBAL PARTNERS





Shot Chart

USA 79 vs 94 BRA

(21-30, 13-28, 21-17, 24-19)

Scoring by 5 min intervals:

	Q1		Q2		Q3		Q4	
USA	11	21	32	34	42	55	71	79
BRA	14	30	44	58	62	75	87	94

USA - USA

BRA - Brazil



	M / A	%
Fied Goals	31 / 74	42
2 Points	24 / 48	50
3 Points	7 / 26	27
Free Throws	10 / 15	67

%	M / A	
54	33 / 61	Fied Goals
62	23 / 37	2 Points
42	10 / 24	3 Points
82	18 / 22	Free Throws

GLOBAL PARTNERS

