



Shot Chart

PUR 91 vs 79 COL

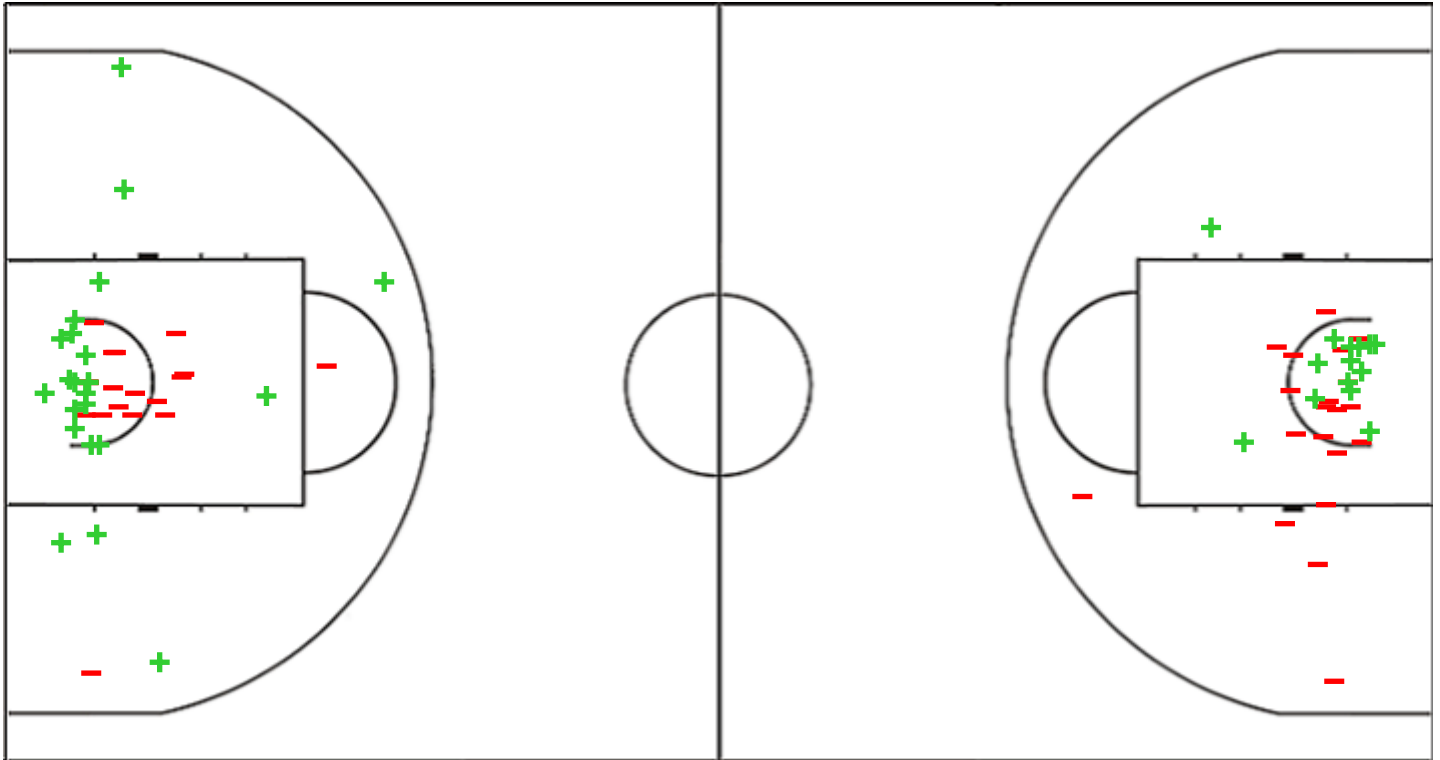
(19-18, 20-17, 19-24, 33-20)

Scoring by 5 min intervals:

	Q1		Q2		Q3		Q4	
PUR	12	19	29	39	49	58	70	91
COL	8	18	24	35	46	59	62	79

PUR - Puerto Rico

COL - Colombia



PUR	M / A	%
Fied Goals	35 / 76	46
2 Points	23 / 43	53
3 Points	12 / 33	36
Free Throws	9 / 10	90

%	M / A	COL
36	27 / 74	Fied Goals
40	14 / 35	2 Points
33	13 / 39	3 Points
52	12 / 23	Free Throws

GLOBAL PARTNERS





Shot Chart

PUR 91 vs 79 COL

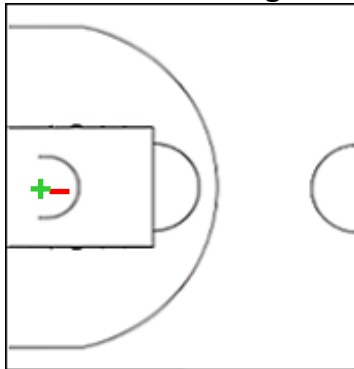
(19-18, 20-17, 19-24, 33-20)

Scoring by 5 min intervals:

	Q1		Q2		Q3		Q4	
PUR	12	19	29	39	49	58	70	91
COL	8	18	24	35	46	59	62	79

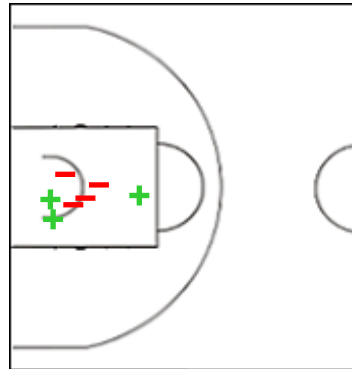
PUR - Puerto Rico

1 CONDITT George



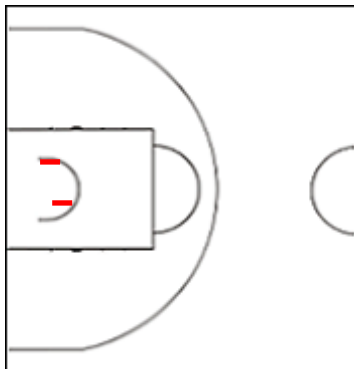
	M / A	%
Fied Goals	1 / 3	33
2 Points	1 / 2	50
3 Points	0 / 1	0
Free Throws	2 / 2	100

11 THOMPSON JR. Stephen



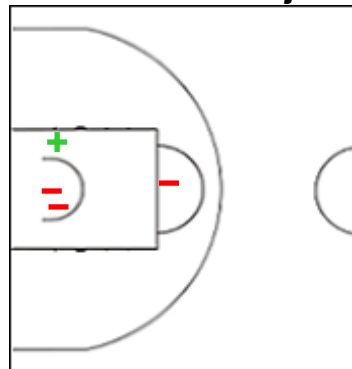
	M / A	%
Fied Goals	7 / 13	54
2 Points	3 / 7	43
3 Points	4 / 6	67
Free Throws	4 / 4	100

12 FORD Aleem



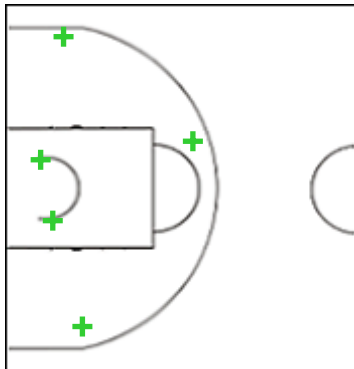
	M / A	%
Fied Goals	0 / 5	0
2 Points	0 / 2	0
3 Points	0 / 3	0
Free Throws	0 / 0	0

22 FERNANDEZ Tjader



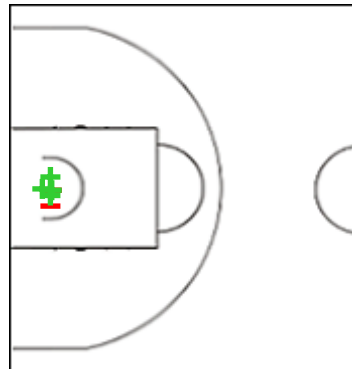
	M / A	%
Fied Goals	1 / 4	25
2 Points	1 / 4	25
3 Points	0 / 0	0
Free Throws	0 / 0	0

24 CLAVELL Gian



	M / A	%
Fied Goals	8 / 14	57
2 Points	5 / 5	100
3 Points	3 / 9	33
Free Throws	0 / 0	0

28 ROMERO Ismael



	M / A	%
Fied Goals	4 / 6	67
2 Points	4 / 6	67
3 Points	0 / 0	0
Free Throws	3 / 3	100

GLOBAL PARTNERS





Shot Chart

PUR 91 vs 79 COL

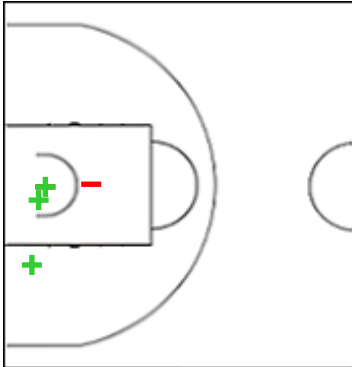
(19-18, 20-17, 19-24, 33-20)

Scoring by 5 min intervals:

	Q1		Q2		Q3		Q4	
PUR	12	19	29	39	49	58	70	91
COL	8	18	24	35	46	59	62	79

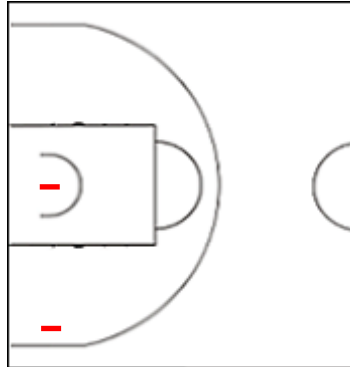
PUR - Puerto Rico

32 ORTIZ Christopher



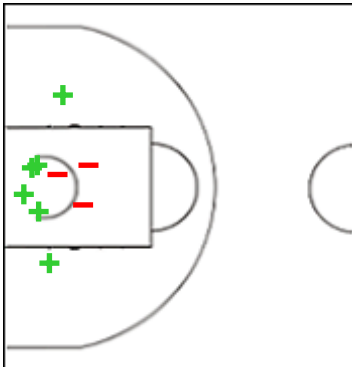
	M / A	%
Fied Goals	4 / 9	44
2 Points	3 / 5	60
3 Points	1 / 4	25
Free Throws	0 / 0	0

44 MOJICA Javier



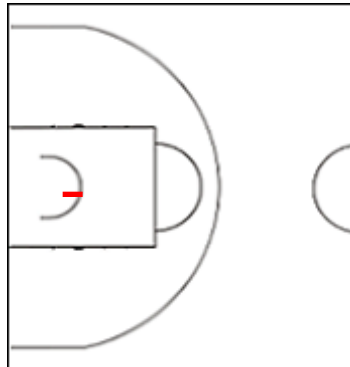
	M / A	%
Fied Goals	0 / 2	0
2 Points	0 / 2	0
3 Points	0 / 0	0
Free Throws	0 / 0	0

51 WATERS Tremont



	M / A	%
Fied Goals	9 / 16	56
2 Points	6 / 9	67
3 Points	3 / 7	43
Free Throws	0 / 1	0

55 THOMPSON Ethan



	M / A	%
Fied Goals	1 / 4	25
2 Points	0 / 1	0
3 Points	1 / 3	33
Free Throws	0 / 0	0

GLOBAL PARTNERS





Shot Chart

PUR 91 vs 79 COL

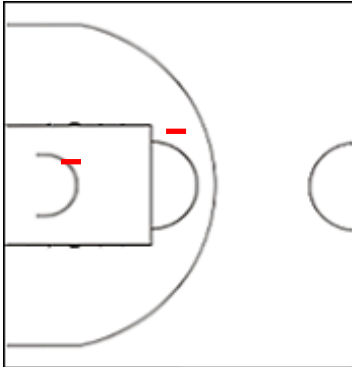
(19-18, 20-17, 19-24, 33-20)

Scoring by 5 min intervals:

	Q1		Q2		Q3		Q4	
PUR	12	19	29	39	49	58	70	91
COL	8	18	24	35	46	59	62	79

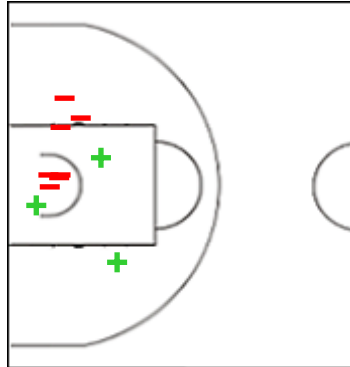
COL - Colombia

2 TROCHA Tonny



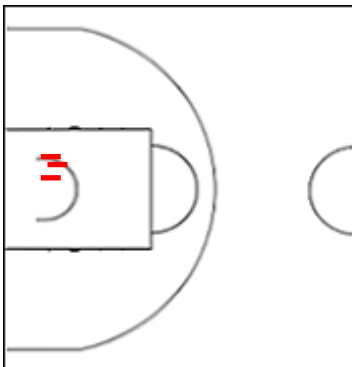
	M / A	%
Fied Goals	4 / 6	67
2 Points	0 / 2	0
3 Points	4 / 4	100
Free Throws	2 / 4	50

3 TELLO Juan



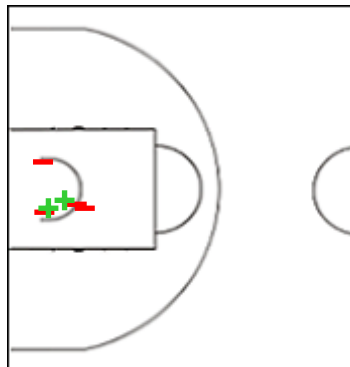
	M / A	%
Fied Goals	4 / 14	29
2 Points	3 / 10	30
3 Points	1 / 4	25
Free Throws	1 / 2	50

7 ROQUE Romario



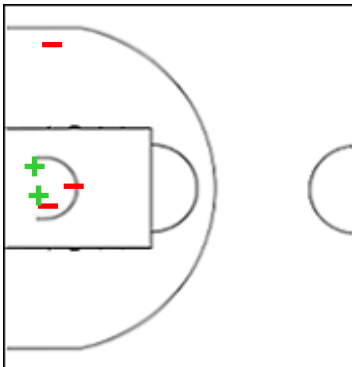
	M / A	%
Fied Goals	2 / 15	13
2 Points	0 / 3	0
3 Points	2 / 12	17
Free Throws	1 / 3	33

8 JACKSON Michael



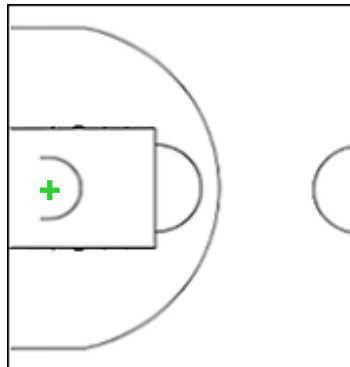
	M / A	%
Fied Goals	4 / 14	29
2 Points	2 / 6	33
3 Points	2 / 8	25
Free Throws	1 / 2	50

11 ANGOLA Braian



	M / A	%
Fied Goals	6 / 15	40
2 Points	2 / 5	40
3 Points	4 / 10	40
Free Throws	6 / 8	75

15 VALENCIA Sebastian



	M / A	%
Fied Goals	1 / 2	50
2 Points	1 / 1	100
3 Points	0 / 1	0
Free Throws	0 / 0	0

GLOBAL PARTNERS





Shot Chart

PUR 91 vs 79 COL

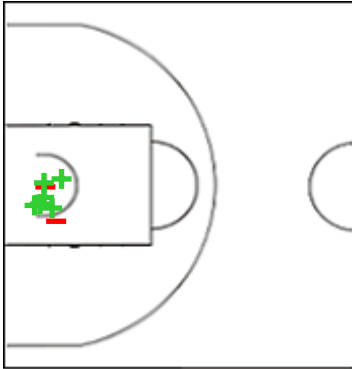
(19-18, 20-17, 19-24, 33-20)

Scoring by 5 min intervals:

	Q1		Q2		Q3		Q4	
PUR	12	19	29	39	49	58	70	91
COL	8	18	24	35	46	59	62	79

COL - Colombia

20 IBARGUEN Andres



	M / A	%
Fied Goals	6 / 8	75
2 Points	6 / 8	75
3 Points	0 / 0	0
Free Throws	1 / 4	25

GLOBAL PARTNERS





Shot Chart

PUR 91 vs 79 COL

(19-18, 20-17, 19-24, 33-20)

Scoring by 5 min intervals:

	Q1		Q2		Q3		Q4	
PUR	12	19	29	39	49	58	70	91
COL	8	18	24	35	46	59	62	79

PUR - Puerto Rico

COL - Colombia



	M / A	%
Fied Goals	35 / 76	46
2 Points	23 / 43	53
3 Points	12 / 33	36
Free Throws	9 / 10	90

%	M / A	
36	27 / 74	Fied Goals
40	14 / 35	2 Points
33	13 / 39	3 Points
52	12 / 23	Free Throws

GLOBAL PARTNERS

