



Shot Chart

PUR 76 vs 68 URU

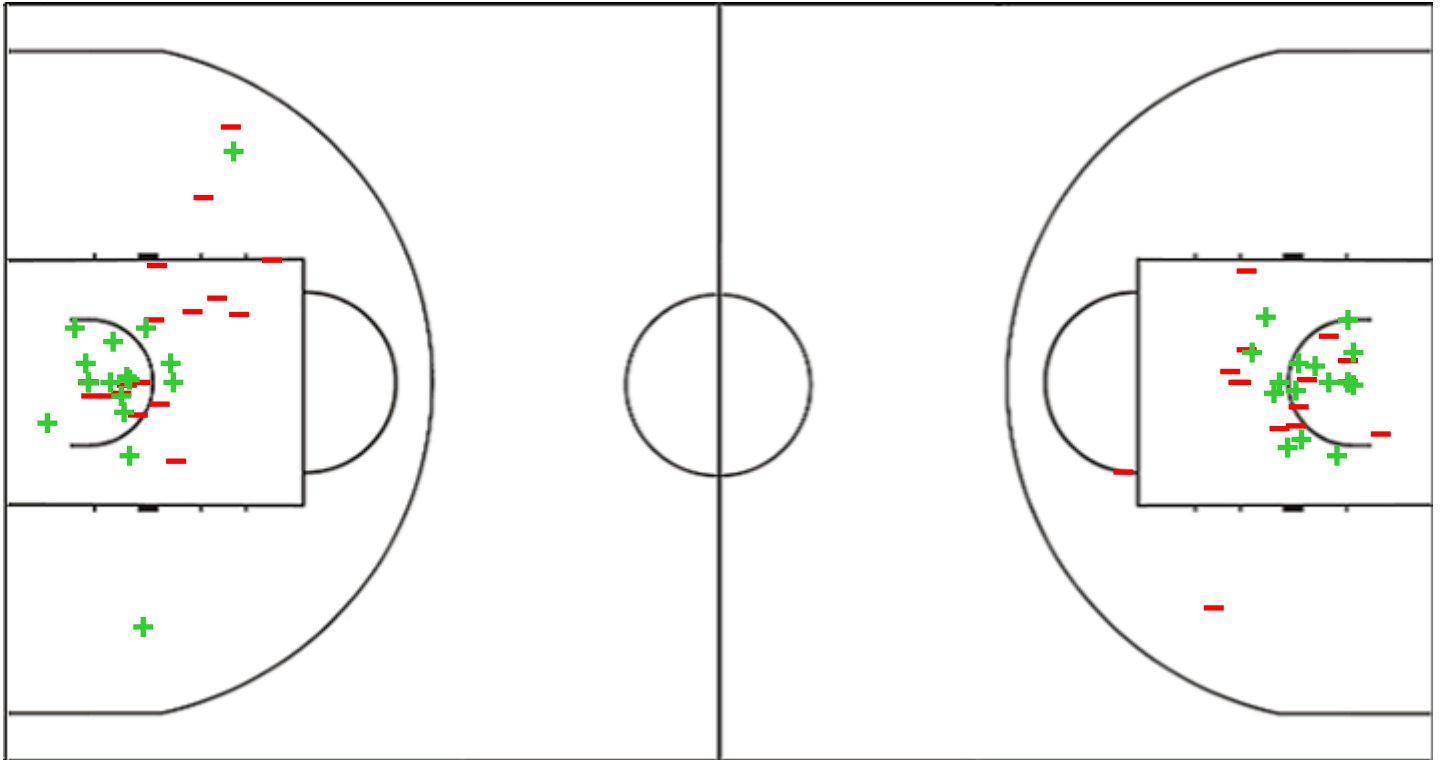
(12-23, 28-11, 21-14, 15-20)

Scoring by 5 min intervals:

	Q1		Q2		Q3		Q4	
PUR	6	12	29	40	49	61	68	76
URU	13	23	26	34	37	48	52	68

PUR - Puerto Rico

URU - Uruguay



PUR	M / A	%
Fied Goals	26 / 63	41
2 Points	17 / 38	45
3 Points	9 / 25	36
Free Throws	15 / 19	79

%	M / A	URU
40	23 / 58	Fied Goals
47	16 / 34	2 Points
29	7 / 24	3 Points
65	15 / 23	Free Throws

GLOBAL PARTNERS





Shot Chart

PUR 76 vs 68 URU

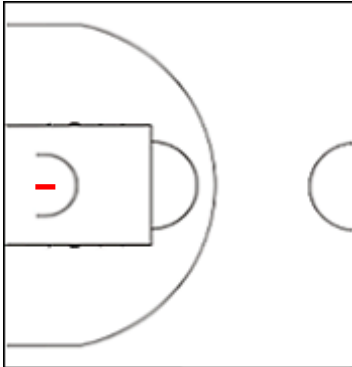
(12-23, 28-11, 21-14, 15-20)

Scoring by 5 min intervals:

	Q1		Q2		Q3		Q4	
PUR	6	12	29	40	49	61	68	76
URU	13	23	26	34	37	48	52	68

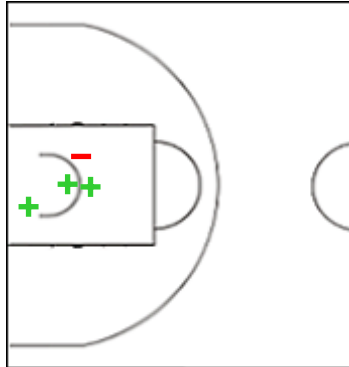
PUR - Puerto Rico

1 CONDITT George



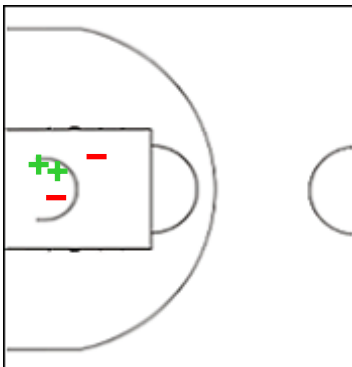
	M / A	%
Fied Goals	0 / 1	0
2 Points	0 / 1	0
3 Points	0 / 0	0
Free Throws	2 / 4	50

11 THOMPSON JR. Stephen



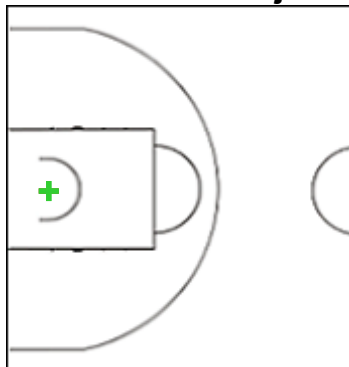
	M / A	%
Fied Goals	5 / 9	56
2 Points	3 / 4	75
3 Points	2 / 5	40
Free Throws	0 / 0	0

12 FORD Aleem



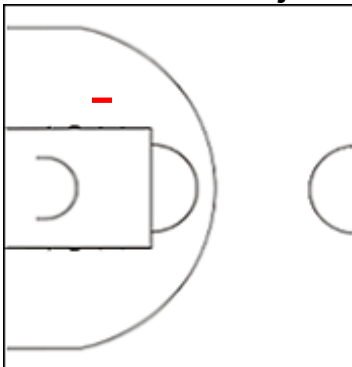
	M / A	%
Fied Goals	4 / 9	44
2 Points	2 / 4	50
3 Points	2 / 5	40
Free Throws	2 / 2	100

15 PARKER Timajh



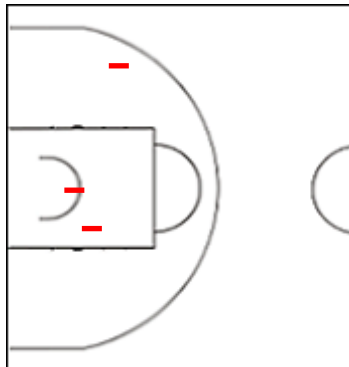
	M / A	%
Fied Goals	2 / 3	67
2 Points	2 / 3	67
3 Points	0 / 0	0
Free Throws	0 / 0	0

22 FERNANDEZ Tjader



	M / A	%
Fied Goals	1 / 2	50
2 Points	0 / 1	0
3 Points	1 / 1	100
Free Throws	0 / 0	0

24 CLAVELL Gian



	M / A	%
Fied Goals	0 / 7	0
2 Points	0 / 3	0
3 Points	0 / 4	0
Free Throws	0 / 0	0

GLOBAL PARTNERS





Shot Chart

PUR 76 vs 68 URU

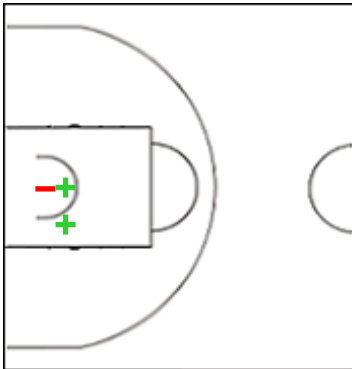
(12-23, 28-11, 21-14, 15-20)

Scoring by 5 min intervals:

	Q1		Q2		Q3		Q4	
PUR	6	12	29	40	49	61	68	76
URU	13	23	26	34	37	48	52	68

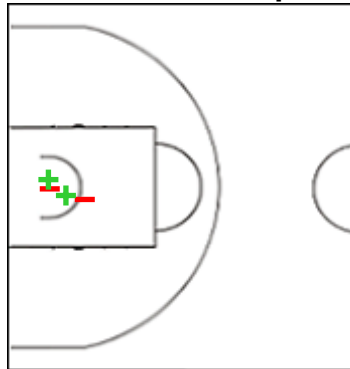
PUR - Puerto Rico

28 ROMERO Ismael



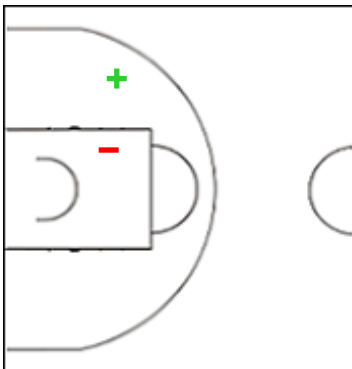
	M / A	%
Fied Goals	2 / 3	67
2 Points	2 / 3	67
3 Points	0 / 0	0
Free Throws	1 / 2	50

32 ORTIZ Christopher



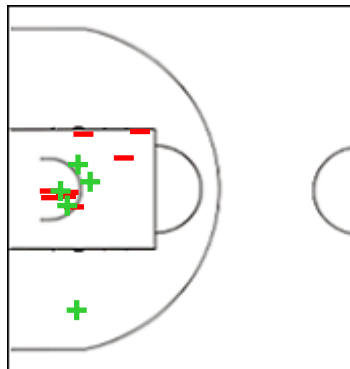
	M / A	%
Fied Goals	3 / 6	50
2 Points	2 / 4	50
3 Points	1 / 2	50
Free Throws	4 / 5	80

44 MOJICA Javier



	M / A	%
Fied Goals	2 / 4	50
2 Points	1 / 2	50
3 Points	1 / 2	50
Free Throws	0 / 0	0

51 WATERS Tremont



	M / A	%
Fied Goals	6 / 18	33
2 Points	5 / 13	38
3 Points	1 / 5	20
Free Throws	4 / 4	100

GLOBAL PARTNERS





Shot Chart

PUR 76 vs 68 URU

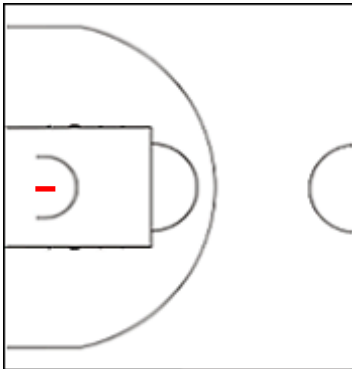
(12-23, 28-11, 21-14, 15-20)

Scoring by 5 min intervals:

	Q1		Q2		Q3		Q4	
PUR	6	12	29	40	49	61	68	76
URU	13	23	26	34	37	48	52	68

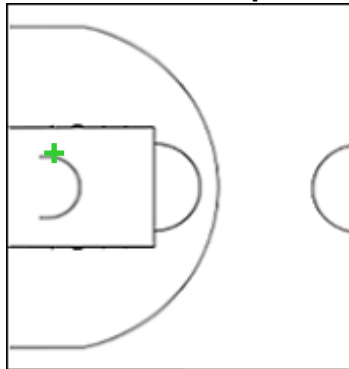
URU - Uruguay

1 IGLESIAS Gonzalo



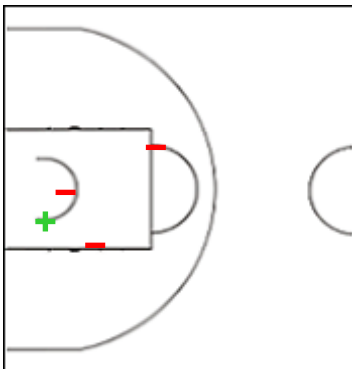
	M / A	%
Fied Goals	3 / 8	38
2 Points	0 / 1	0
3 Points	3 / 7	43
Free Throws	0 / 0	0

3 OSIMANI Joaquin



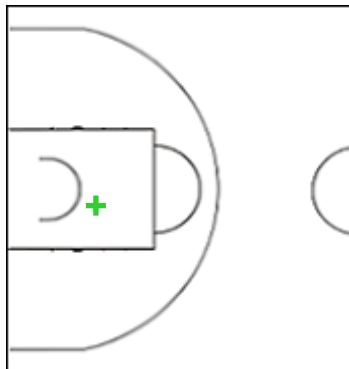
	M / A	%
Fied Goals	1 / 3	33
2 Points	1 / 1	100
3 Points	0 / 2	0
Free Throws	0 / 0	0

6 FITIPALDO Bruno



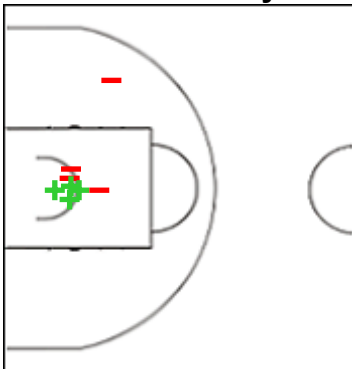
	M / A	%
Fied Goals	3 / 10	30
2 Points	1 / 4	25
3 Points	2 / 6	33
Free Throws	5 / 5	100

10 SERRES Emiliano



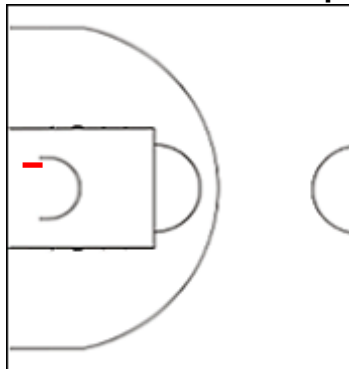
	M / A	%
Fied Goals	1 / 3	33
2 Points	1 / 1	100
3 Points	0 / 2	0
Free Throws	2 / 2	100

11 GRANGER Jayson



	M / A	%
Fied Goals	6 / 14	43
2 Points	4 / 8	50
3 Points	2 / 6	33
Free Throws	3 / 4	75

14 RODRIGUEZ Joaquin



	M / A	%
Fied Goals	0 / 2	0
2 Points	0 / 1	0
3 Points	0 / 1	0
Free Throws	1 / 2	50

GLOBAL PARTNERS





Shot Chart

PUR 76 vs 68 URU

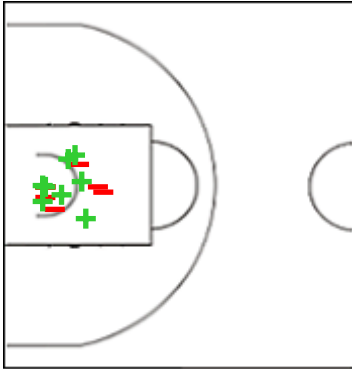
(12-23, 28-11, 21-14, 15-20)

Scoring by 5 min intervals:

	Q1		Q2		Q3		Q4	
PUR	6	12	29	40	49	61	68	76
URU	13	23	26	34	37	48	52	68

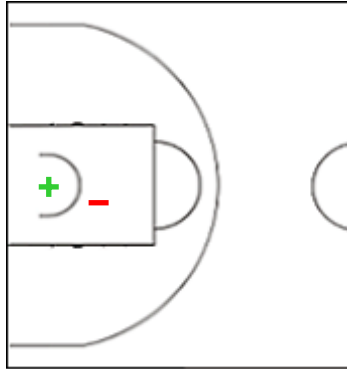
URU - Uruguay

15 BATISTA Esteban



	M / A	%
Fied Goals	8 / 16	50
2 Points	8 / 16	50
3 Points	0 / 0	0
Free Throws	3 / 8	38

33 WACHSMANN Kiril



	M / A	%
Fied Goals	1 / 2	50
2 Points	1 / 2	50
3 Points	0 / 0	0
Free Throws	1 / 2	50

GLOBAL PARTNERS





Shot Chart

PUR 76 vs 68 URU

(12-23, 28-11, 21-14, 15-20)

Scoring by 5 min intervals:

	Q1		Q2		Q3		Q4	
PUR	6	12	29	40	49	61	68	76
URU	13	23	26	34	37	48	52	68

PUR - Puerto Rico

URU - Uruguay



	M / A	%
Fied Goals	26 / 63	41
2 Points	17 / 38	45
3 Points	9 / 25	36
Free Throws	15 / 19	79

%	M / A	
40	23 / 58	Fied Goals
47	16 / 34	2 Points
29	7 / 24	3 Points
65	15 / 23	Free Throws

GLOBAL PARTNERS

