



Shot Chart

AUS 98 vs 61 TPE

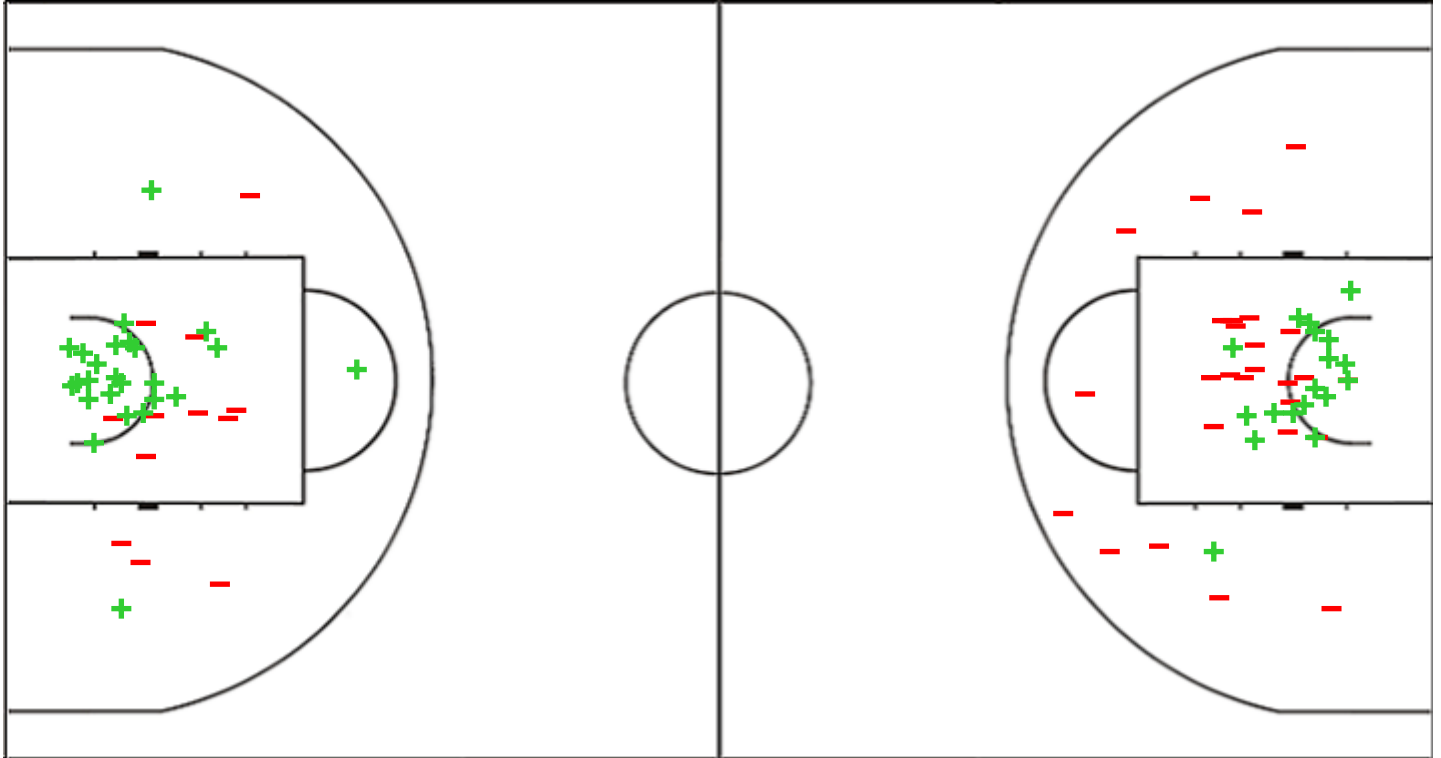
(28-11, 20-11, 22-30, 28-9)

Scoring by 5 min intervals:

	Q1		Q2		Q3		Q4	
AUS	11	28	37	48	63	70	87	98
TPE	5	11	16	22	33	52	57	61

AUS - Australia

TPE - Chinese Taipei



AUS	M / A	%
Fied Goals	35 / 61	57
2 Points	25 / 37	68
3 Points	10 / 24	42
Free Throws	18 / 23	78

%	M / A	TPE
36	25 / 70	Fied Goals
38	18 / 47	2 Points
30	7 / 23	3 Points
36	4 / 11	Free Throws

GLOBAL PARTNERS





Shot Chart

AUS 98 vs 61 TPE

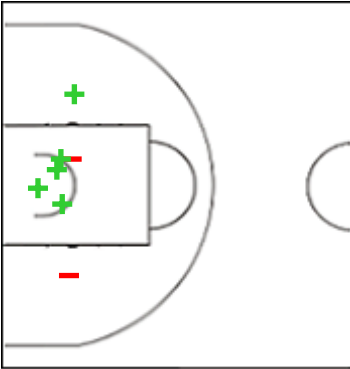
(28-11, 20-11, 22-30, 28-9)

Scoring by 5 min intervals:

	Q1		Q2		Q3		Q4	
AUS	11	28	37	48	63	70	87	98
TPE	5	11	16	22	33	52	57	61

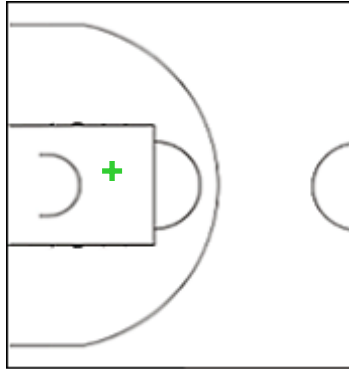
AUS - Australia

4 NAAR Emmett



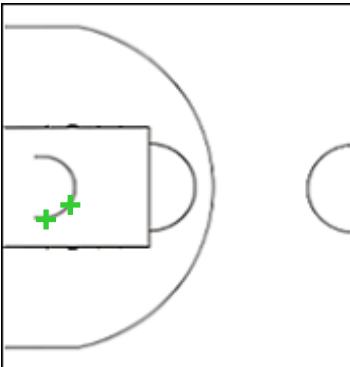
	M / A	%
Fied Goals	5 / 8	63
2 Points	5 / 7	71
3 Points	0 / 1	0
Free Throws	2 / 2	100

6 GALLOWAY Jaylin



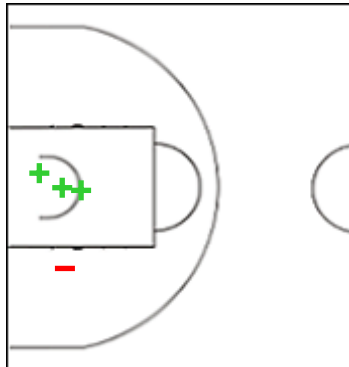
	M / A	%
Fied Goals	1 / 3	33
2 Points	1 / 1	100
3 Points	0 / 2	0
Free Throws	3 / 4	75

7 MACDONALD Sean Matthew



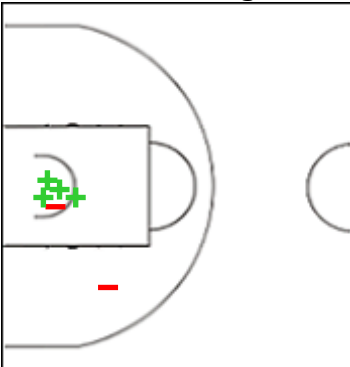
	M / A	%
Fied Goals	3 / 4	75
2 Points	2 / 2	100
3 Points	1 / 2	50
Free Throws	0 / 0	0

11 KAY Nick



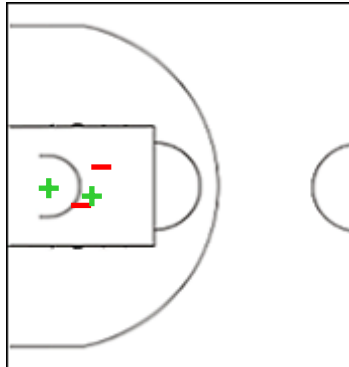
	M / A	%
Fied Goals	4 / 7	57
2 Points	3 / 4	75
3 Points	1 / 3	33
Free Throws	5 / 5	100

12 BRANDT Angus John



	M / A	%
Fied Goals	4 / 8	50
2 Points	4 / 6	67
3 Points	0 / 2	0
Free Throws	2 / 2	100

13 GAK Akoldah



	M / A	%
Fied Goals	2 / 4	50
2 Points	2 / 4	50
3 Points	0 / 0	0
Free Throws	0 / 2	0

GLOBAL PARTNERS





Shot Chart

AUS 98 vs 61 TPE

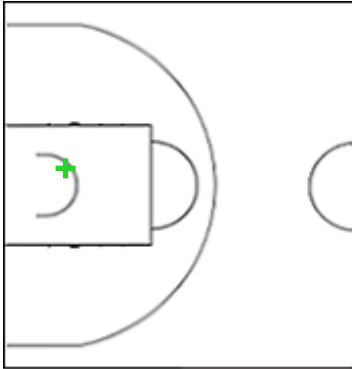
(28-11, 20-11, 22-30, 28-9)

Scoring by 5 min intervals:

	Q1		Q2		Q3		Q4	
AUS	11	28	37	48	63	70	87	98
TPE	5	11	16	22	33	52	57	61

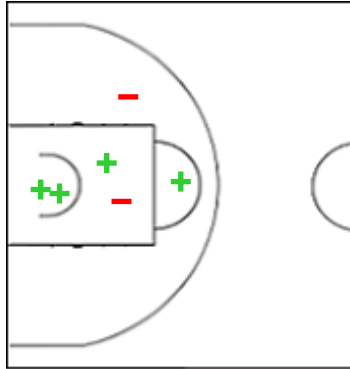
AUS - Australia

14 OKWERA Wena David



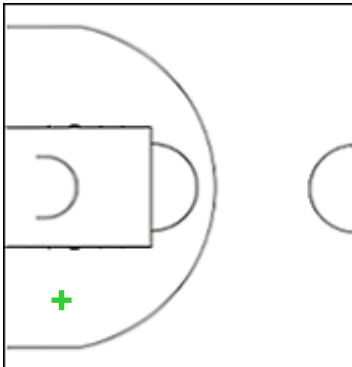
	M / A	%
Fied Goals	2 / 2	100
2 Points	1 / 1	100
3 Points	1 / 1	100
Free Throws	0 / 0	0

15 MUDRONJA Alexander



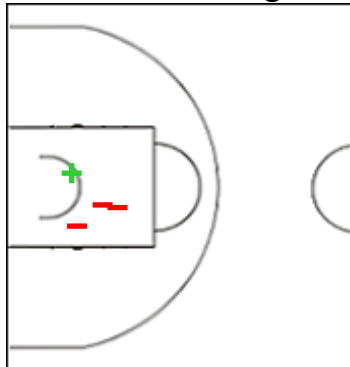
	M / A	%
Fied Goals	5 / 7	71
2 Points	4 / 6	67
3 Points	1 / 1	100
Free Throws	2 / 4	50

20 DENGDI Bo



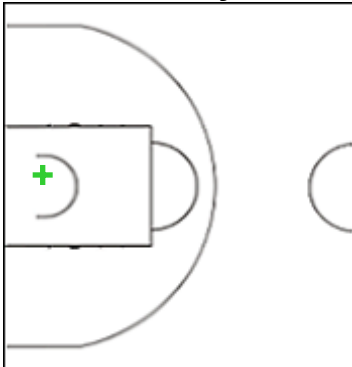
	M / A	%
Fied Goals	1 / 1	100
2 Points	1 / 1	100
3 Points	0 / 0	0
Free Throws	0 / 0	0

22 MOLLER Craig



	M / A	%
Fied Goals	2 / 7	29
2 Points	1 / 4	25
3 Points	1 / 3	33
Free Throws	2 / 2	100

25 VAGUE Rhys Anthony



	M / A	%
Fied Goals	3 / 7	43
2 Points	1 / 1	100
3 Points	2 / 6	33
Free Throws	0 / 0	0

GLOBAL PARTNERS





Shot Chart

AUS 98 vs 61 TPE

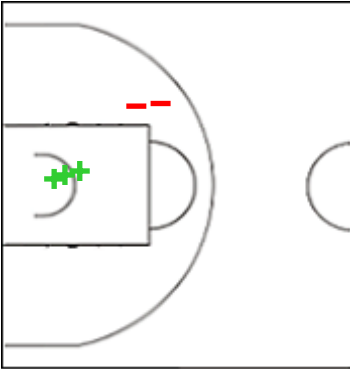
(28-11, 20-11, 22-30, 28-9)

Scoring by 5 min intervals:

	Q1		Q2		Q3		Q4	
AUS	11	28	37	48	63	70	87	98
TPE	5	11	16	22	33	52	57	61

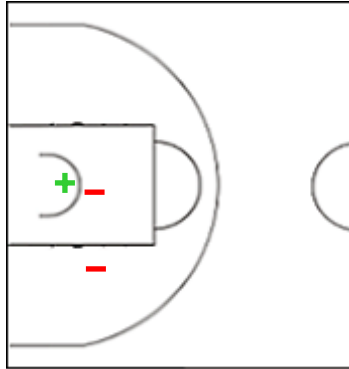
TPE - Chinese Taipei

3 LIN Bing Sheng



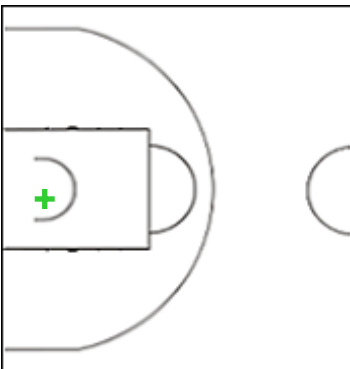
	M / A	%
Fied Goals	5 / 10	50
2 Points	3 / 5	60
3 Points	2 / 5	40
Free Throws	0 / 0	0

5 PAI Yao Cheng



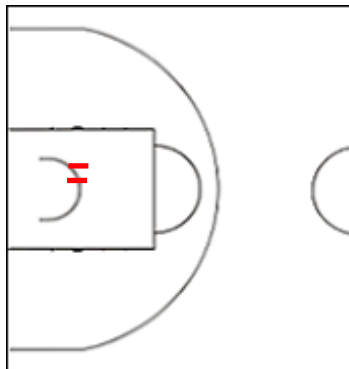
	M / A	%
Fied Goals	3 / 6	50
2 Points	1 / 3	33
3 Points	2 / 3	67
Free Throws	0 / 0	0

6 CHIANG Chun



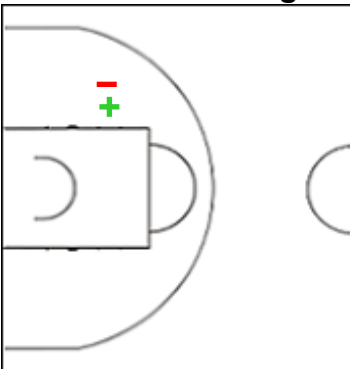
	M / A	%
Fied Goals	1 / 1	100
2 Points	1 / 1	100
3 Points	0 / 0	0
Free Throws	0 / 0	0

7 WEI Chia Hao



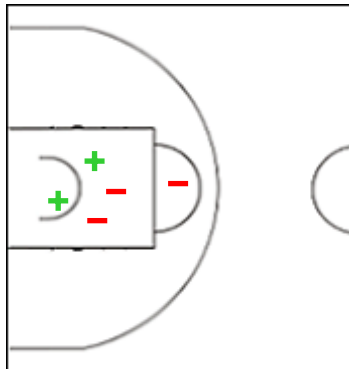
	M / A	%
Fied Goals	0 / 4	0
2 Points	0 / 2	0
3 Points	0 / 2	0
Free Throws	1 / 2	50

8 WANG Lu Hsiang



	M / A	%
Fied Goals	1 / 4	25
2 Points	1 / 2	50
3 Points	0 / 2	0
Free Throws	0 / 0	0

12 CHOU Kuei-Yu



	M / A	%
Fied Goals	4 / 9	44
2 Points	2 / 5	40
3 Points	2 / 4	50
Free Throws	1 / 1	100

GLOBAL PARTNERS





Shot Chart

AUS 98 vs 61 TPE

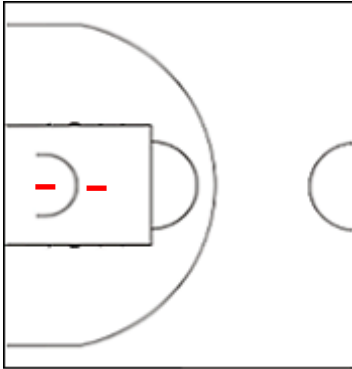
(28-11, 20-11, 22-30, 28-9)

Scoring by 5 min intervals:

	Q1		Q2		Q3		Q4	
AUS	11	28	37	48	63	70	87	98
TPE	5	11	16	22	33	52	57	61

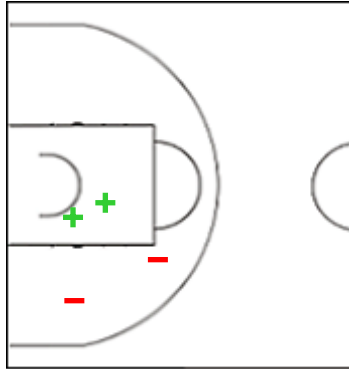
TPE - Chinese Taipei

25 LIN Cheng



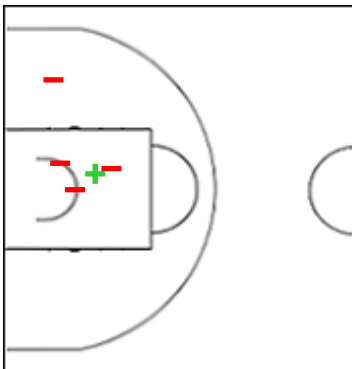
	M / A	%
Fied Goals	0 / 3	0
2 Points	0 / 2	0
3 Points	0 / 1	0
Free Throws	0 / 0	0

27 CHOU Yi-Hsiang



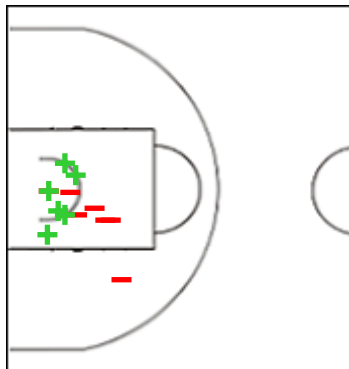
	M / A	%
Fied Goals	2 / 5	40
2 Points	2 / 4	50
3 Points	0 / 1	0
Free Throws	0 / 0	0

29 HAN Chieh-Yu



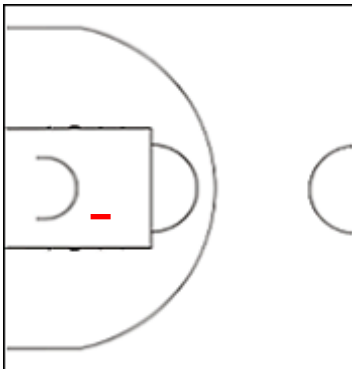
	M / A	%
Fied Goals	2 / 7	29
2 Points	1 / 5	20
3 Points	1 / 2	50
Free Throws	0 / 0	0

31 ARTINO William



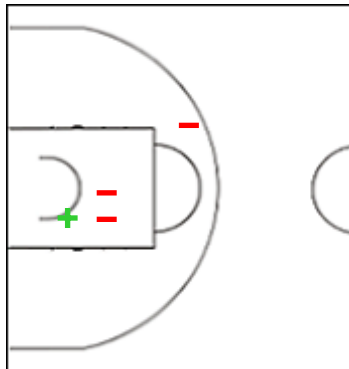
	M / A	%
Fied Goals	6 / 16	38
2 Points	6 / 13	46
3 Points	0 / 3	0
Free Throws	2 / 8	25

42 FAN Shih-En



	M / A	%
Fied Goals	0 / 1	0
2 Points	0 / 1	0
3 Points	0 / 0	0
Free Throws	0 / 0	0

57 WU Siao Jin



	M / A	%
Fied Goals	1 / 4	25
2 Points	1 / 4	25
3 Points	0 / 0	0
Free Throws	0 / 0	0

GLOBAL PARTNERS





Shot Chart

AUS 98 vs 61 TPE

(28-11, 20-11, 22-30, 28-9)

Scoring by 5 min intervals:

	Q1		Q2		Q3		Q4	
AUS	11	28	37	48	63	70	87	98
TPE	5	11	16	22	33	52	57	61

AUS - Australia

TPE - Chinese Taipei



	M / A	%
Fied Goals	35 / 61	57
2 Points	25 / 37	68
3 Points	10 / 24	42
Free Throws	18 / 23	78

%	M / A	
36	25 / 70	Fied Goals
38	18 / 47	2 Points
30	7 / 23	3 Points
36	4 / 11	Free Throws

GLOBAL PARTNERS

