



Shot Chart

NZL 88 vs 63 PHI

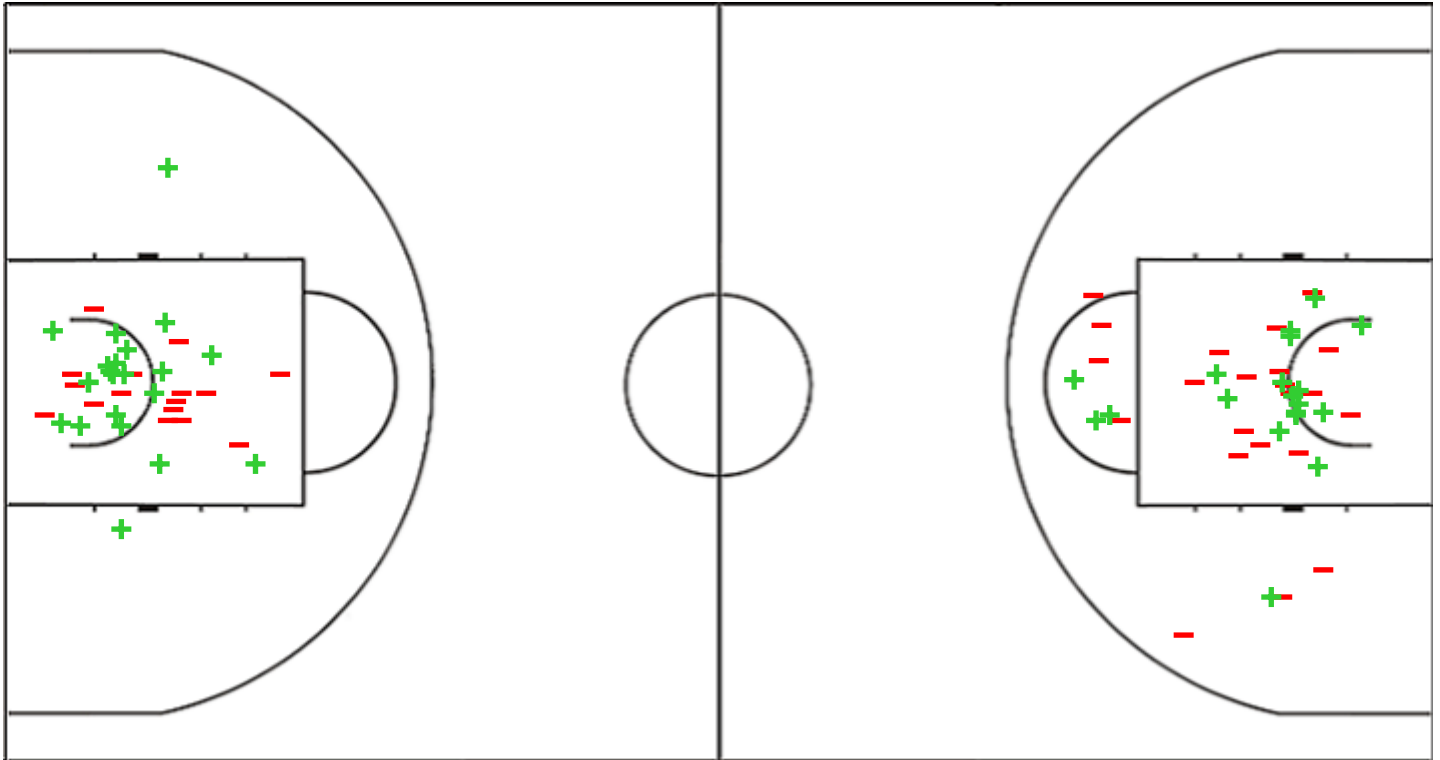
(22-19, 18-11, 25-18, 23-15)

Scoring by 5 min intervals:

	Q1		Q2		Q3		Q4	
NZL	14	22	30	40	54	65	73	88
PHI	9	19	23	30	39	48	57	63

NZL - New Zealand

PHI - Philippines



NZL	M / A	%
Fied Goals	31 / 67	46
2 Points	22 / 38	58
3 Points	9 / 29	31
Free Throws	17 / 25	68

PHI	M / A	%
Fied Goals	24 / 67	36
2 Points	19 / 42	45
3 Points	5 / 25	20
Free Throws	10 / 23	43

GLOBAL PARTNERS





Shot Chart

NZL 88 vs 63 PHI

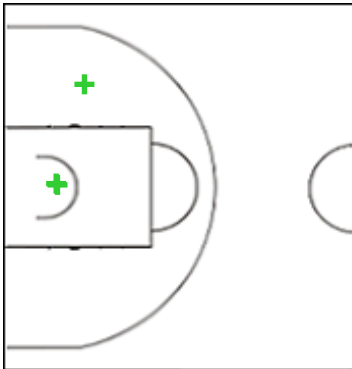
(22-19, 18-11, 25-18, 23-15)

Scoring by 5 min intervals:

	Q1		Q2		Q3		Q4	
NZL	14	22	30	40	54	65	73	88
PHI	9	19	23	30	39	48	57	63

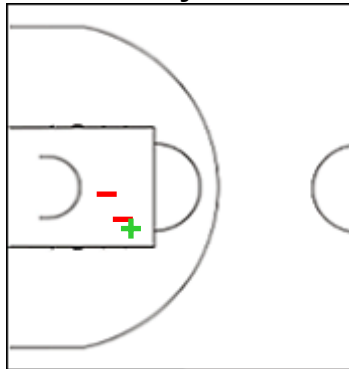
NZL - New Zealand

2 SAMUEL Taane



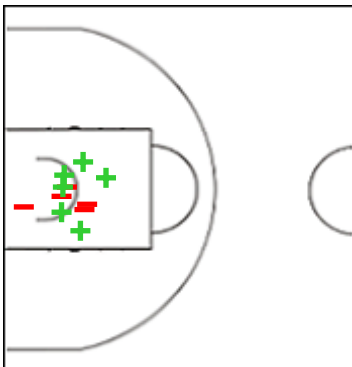
	M / A	%
Fied Goals	5 / 5	100
2 Points	3 / 3	100
3 Points	2 / 2	100
Free Throws	0 / 0	0

5 BRITT Taylor



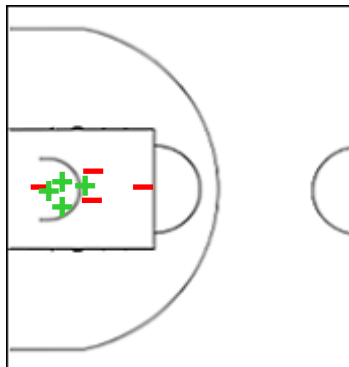
	M / A	%
Fied Goals	1 / 4	25
2 Points	1 / 3	33
3 Points	0 / 1	0
Free Throws	0 / 0	0

13 PREWSTER Dion



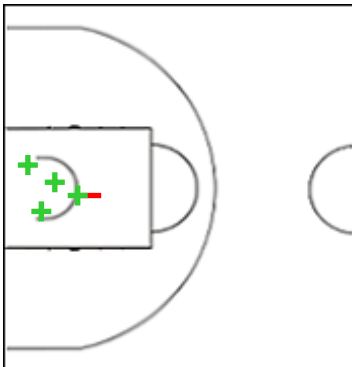
	M / A	%
Fied Goals	6 / 15	40
2 Points	6 / 11	55
3 Points	0 / 4	0
Free Throws	8 / 9	89

14 LOE Rob



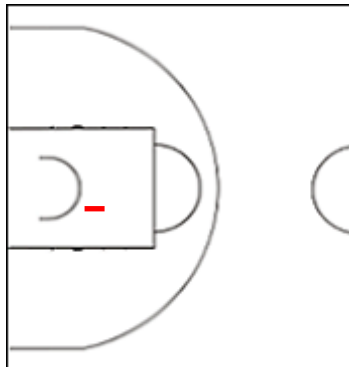
	M / A	%
Fied Goals	6 / 16	38
2 Points	4 / 8	50
3 Points	2 / 8	25
Free Throws	1 / 2	50

15 VODANOVICH Tom



	M / A	%
Fied Goals	6 / 9	67
2 Points	4 / 5	80
3 Points	2 / 4	50
Free Throws	6 / 9	67

20 FAHRENSOHN Takiula



	M / A	%
Fied Goals	1 / 3	33
2 Points	0 / 1	0
3 Points	1 / 2	50
Free Throws	1 / 3	33

GLOBAL PARTNERS





Shot Chart

NZL 88 vs 63 PHI

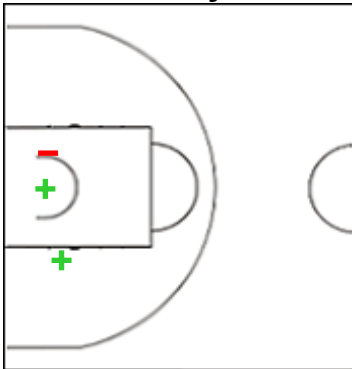
(22-19, 18-11, 25-18, 23-15)

Scoring by 5 min intervals:

	Q1		Q2		Q3		Q4	
NZL	14	22	30	40	54	65	73	88
PHI	9	19	23	30	39	48	57	63

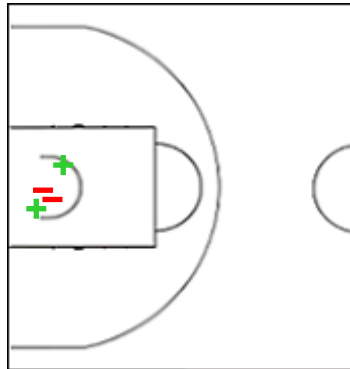
NZL - New Zealand

22 HARRIS Hyrum



	M / A	%
Fied Goals	2 / 4	50
2 Points	2 / 3	67
3 Points	0 / 1	0
Free Throws	1 / 2	50

25 RUSBATCH Ethan



	M / A	%
Fied Goals	4 / 9	44
2 Points	2 / 4	50
3 Points	2 / 5	40
Free Throws	0 / 0	0

GLOBAL PARTNERS





Shot Chart

NZL 88 vs 63 PHI

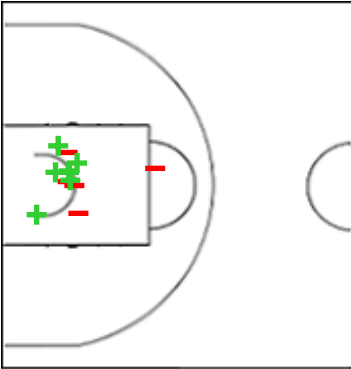
(22-19, 18-11, 25-18, 23-15)

Scoring by 5 min intervals:

	Q1		Q2		Q3		Q4	
NZL	14	22	30	40	54	65	73	88
PHI	9	19	23	30	39	48	57	63

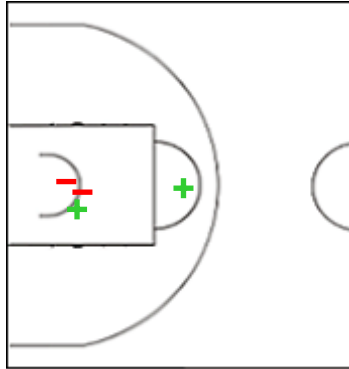
PHI - Philippines

0 RAVENA Thirdy



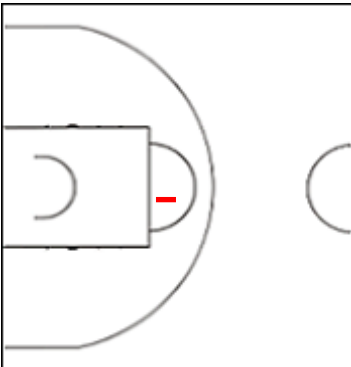
	M / A	%
Fied Goals	9 / 18	50
2 Points	7 / 12	58
3 Points	2 / 6	33
Free Throws	3 / 10	30

8 BOLICK Robert



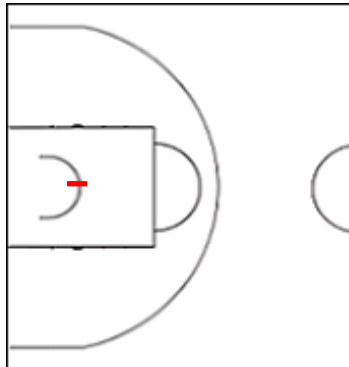
	M / A	%
Fied Goals	4 / 10	40
2 Points	2 / 4	50
3 Points	2 / 6	33
Free Throws	0 / 0	0

11 TUNGCAB Frederick Jr



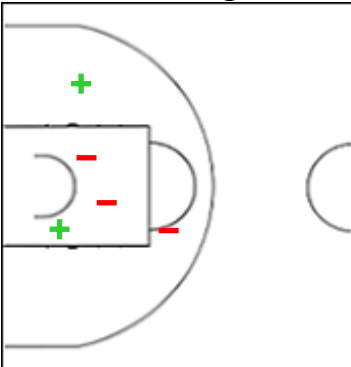
	M / A	%
Fied Goals	0 / 1	0
2 Points	0 / 1	0
3 Points	0 / 0	0
Free Throws	0 / 0	0

15 MONTALBO Kirell



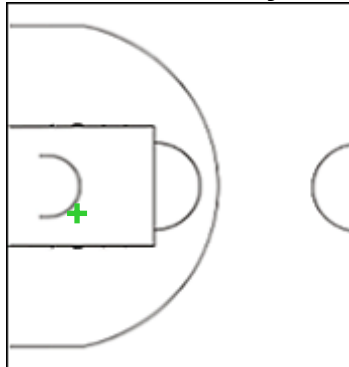
	M / A	%
Fied Goals	0 / 2	0
2 Points	0 / 1	0
3 Points	0 / 1	0
Free Throws	0 / 0	0

16 POGOY Roger



	M / A	%
Fied Goals	2 / 7	29
2 Points	2 / 5	40
3 Points	0 / 2	0
Free Throws	0 / 0	0

18 ROSARIO Troy



	M / A	%
Fied Goals	1 / 2	50
2 Points	1 / 1	100
3 Points	0 / 1	0
Free Throws	0 / 0	0

GLOBAL PARTNERS





Shot Chart

NZL 88 vs 63 PHI

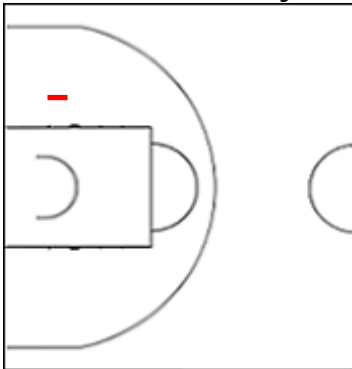
(22-19, 18-11, 25-18, 23-15)

Scoring by 5 min intervals:

	Q1		Q2		Q3		Q4	
NZL	14	22	30	40	54	65	73	88
PHI	9	19	23	30	39	48	57	63

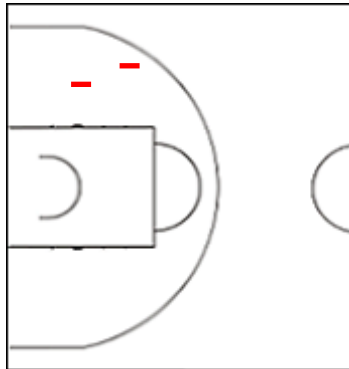
PHI - Philippines

21 WILLIAMS Kelly



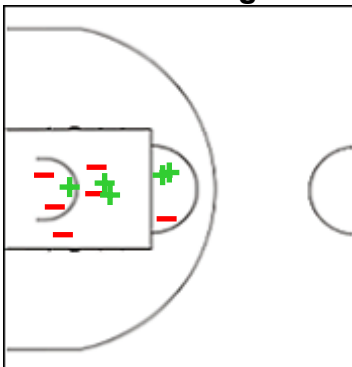
	M / A	%
Fied Goals	0 / 1	0
2 Points	0 / 1	0
3 Points	0 / 0	0
Free Throws	1 / 2	50

23 NAVARRO William



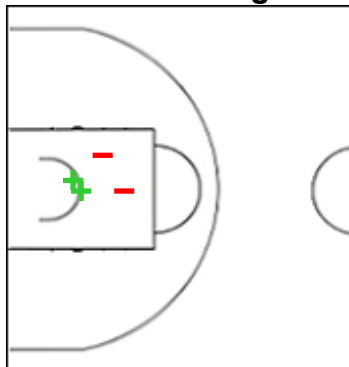
	M / A	%
Fied Goals	0 / 2	0
2 Points	0 / 2	0
3 Points	0 / 0	0
Free Throws	0 / 0	0

24 RAMOS Dwight



	M / A	%
Fied Goals	6 / 17	35
2 Points	5 / 11	45
3 Points	1 / 6	17
Free Throws	5 / 9	56

34 KOUAME Ange



	M / A	%
Fied Goals	2 / 4	50
2 Points	2 / 4	50
3 Points	0 / 0	0
Free Throws	1 / 2	50

GLOBAL PARTNERS





Shot Chart

NZL 88 vs 63 PHI

(22-19, 18-11, 25-18, 23-15)

Scoring by 5 min intervals:

	Q1		Q2		Q3		Q4	
NZL	14	22	30	40	54	65	73	88
PHI	9	19	23	30	39	48	57	63

NZL - New Zealand

PHI - Philippines



	M / A	%
Fied Goals	31 / 67	46
2 Points	22 / 38	58
3 Points	9 / 29	31
Free Throws	17 / 25	68

%	M / A	
36	24 / 67	Fied Goals
45	19 / 42	2 Points
20	5 / 25	3 Points
43	10 / 23	Free Throws

GLOBAL PARTNERS

