



Shot Chart

IND 60 vs 95 NZL

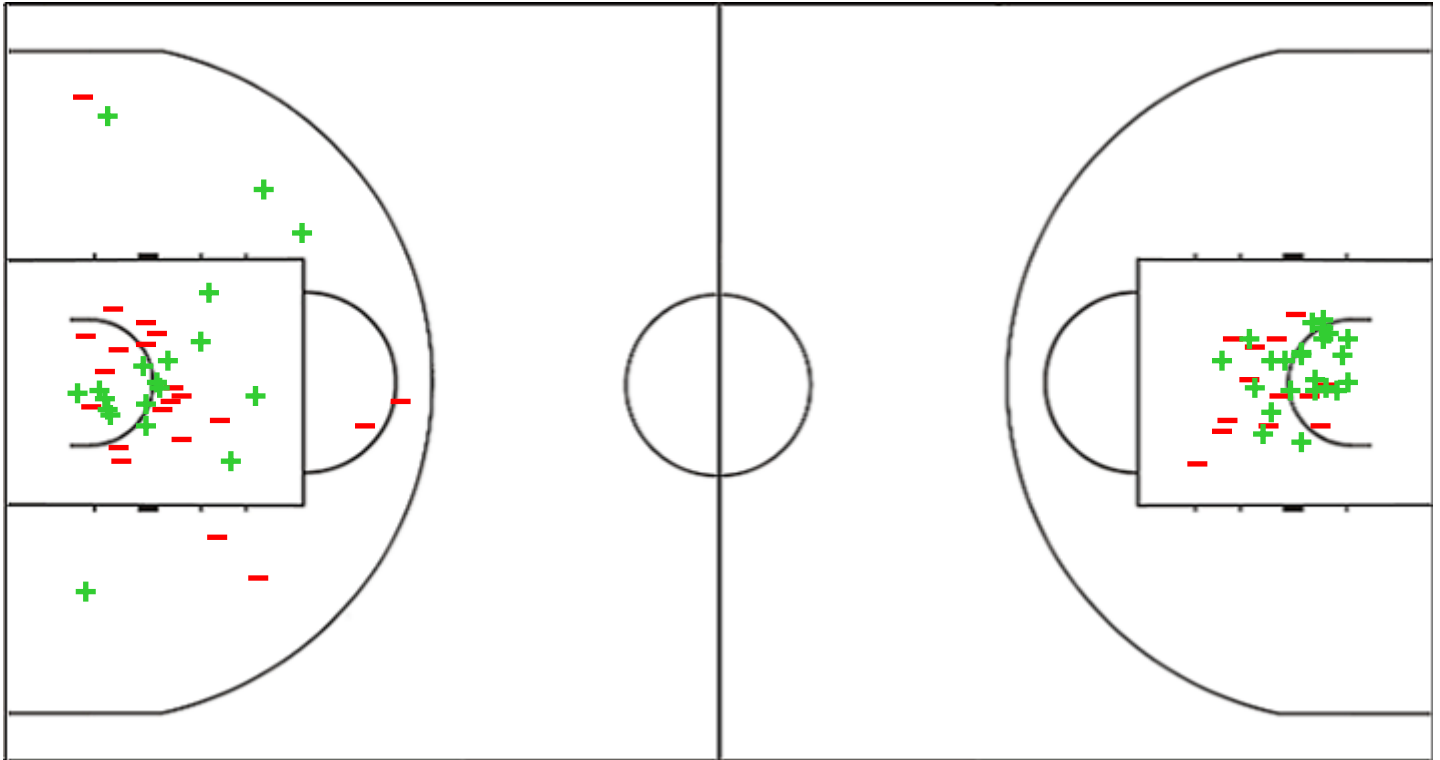
(20-24, 7-28, 18-21, 15-22)

Scoring by 5 min intervals:

| | Q1 | | Q2 | | Q3 | | Q4 | |
|-----|----|----|----|----|----|----|----|----|
| IND | 6 | 20 | 22 | 27 | 35 | 45 | 54 | 60 |
| NZL | 7 | 24 | 40 | 52 | 60 | 73 | 80 | 95 |

IND - India

NZL - New Zealand



| IND | M / A | % |
|-------------|---------|----|
| Fied Goals | 23 / 59 | 39 |
| 2 Points | 19 / 40 | 48 |
| 3 Points | 4 / 19 | 21 |
| Free Throws | 10 / 17 | 59 |

| % | M / A | NZL |
|----|---------|-------------|
| 47 | 34 / 73 | Fied Goals |
| 62 | 23 / 37 | 2 Points |
| 31 | 11 / 36 | 3 Points |
| 76 | 16 / 21 | Free Throws |

GLOBAL PARTNERS





Shot Chart

IND 60 vs 95 NZL

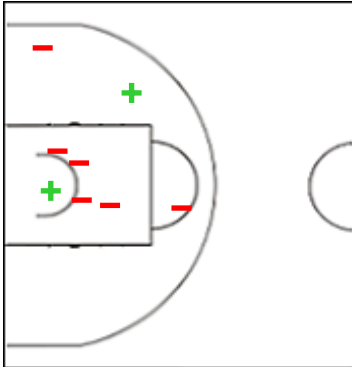
(20-24, 7-28, 18-21, 15-22)

Scoring by 5 min intervals:

| | Q1 | | Q2 | | Q3 | | Q4 | |
|-----|----|----|----|----|----|----|----|----|
| IND | 6 | 20 | 22 | 27 | 35 | 45 | 54 | 60 |
| NZL | 7 | 24 | 40 | 52 | 60 | 73 | 80 | 95 |

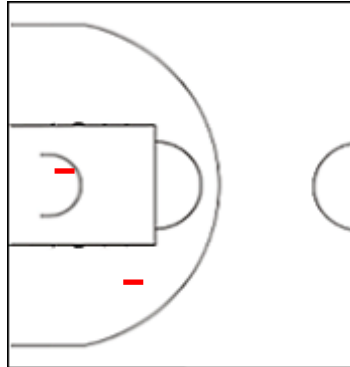
IND - India

1 SEKHON Sahaj Pratap Singh



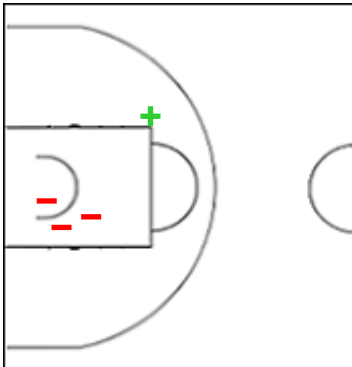
| | M / A | % |
|-------------|--------|----|
| Fied Goals | 2 / 12 | 17 |
| 2 Points | 2 / 8 | 25 |
| 3 Points | 0 / 4 | 0 |
| Free Throws | 1 / 2 | 50 |

7 HAFEEZ Muin Bek



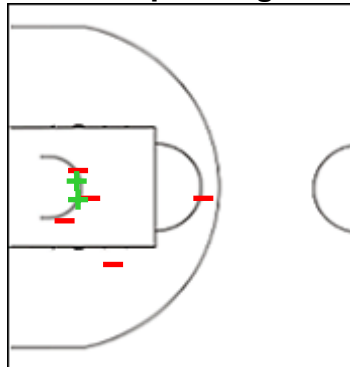
| | M / A | % |
|-------------|-------|----|
| Fied Goals | 1 / 4 | 25 |
| 2 Points | 0 / 2 | 0 |
| 3 Points | 1 / 2 | 50 |
| Free Throws | 1 / 2 | 50 |

9 BHRIGUVANSHI Vishesh



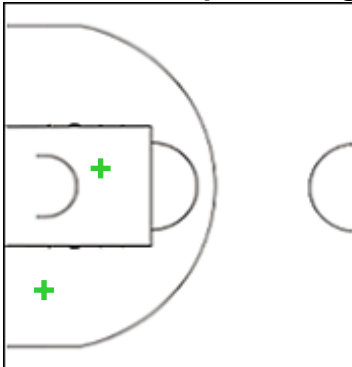
| | M / A | % |
|-------------|-------|----|
| Fied Goals | 3 / 8 | 38 |
| 2 Points | 1 / 4 | 25 |
| 3 Points | 2 / 4 | 50 |
| Free Throws | 2 / 3 | 67 |

10 Amritpal Singh



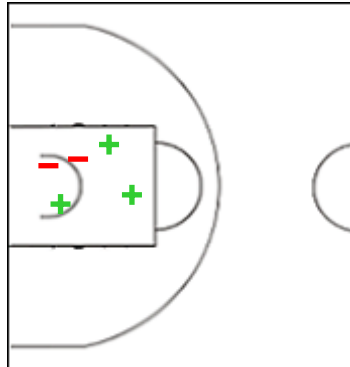
| | M / A | % |
|-------------|-------|-----|
| Fied Goals | 2 / 7 | 29 |
| 2 Points | 2 / 7 | 29 |
| 3 Points | 0 / 0 | 0 |
| Free Throws | 3 / 3 | 100 |

15 BRAR Palpreet Singh



| | M / A | % |
|-------------|-------|-----|
| Fied Goals | 2 / 2 | 100 |
| 2 Points | 2 / 2 | 100 |
| 3 Points | 0 / 0 | 0 |
| Free Throws | 2 / 6 | 33 |

19 PRINCE Pranav



| | M / A | % |
|-------------|-------|-----|
| Fied Goals | 4 / 8 | 50 |
| 2 Points | 3 / 5 | 60 |
| 3 Points | 1 / 3 | 33 |
| Free Throws | 1 / 1 | 100 |

GLOBAL PARTNERS





Shot Chart

IND 60 vs 95 NZL

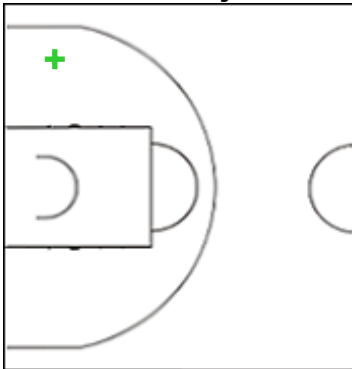
(20-24, 7-28, 18-21, 15-22)

Scoring by 5 min intervals:

| | Q1 | | Q2 | | Q3 | | Q4 | |
|-----|----|----|----|----|----|----|----|----|
| IND | 6 | 20 | 22 | 27 | 35 | 45 | 54 | 60 |
| NZL | 7 | 24 | 40 | 52 | 60 | 73 | 80 | 95 |

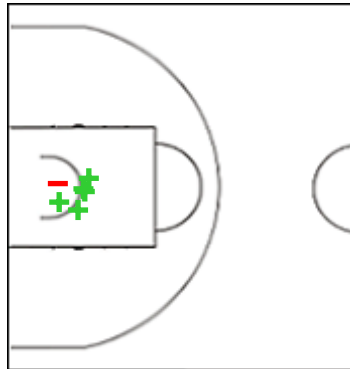
IND - India

66 KUMAR Rajeev



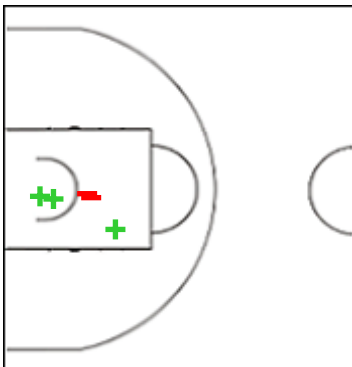
| | M / A | % |
|-------------|-------|-----|
| Fied Goals | 1 / 2 | 50 |
| 2 Points | 1 / 1 | 100 |
| 3 Points | 0 / 1 | 0 |
| Free Throws | 0 / 0 | 0 |

77 MUTHU KRISHNAN Arvind



| | M / A | % |
|-------------|-------|----|
| Fied Goals | 5 / 9 | 56 |
| 2 Points | 5 / 6 | 83 |
| 3 Points | 0 / 3 | 0 |
| Free Throws | 0 / 0 | 0 |

78 RAWAT Prashant Singh



| | M / A | % |
|-------------|-------|----|
| Fied Goals | 3 / 7 | 43 |
| 2 Points | 3 / 5 | 60 |
| 3 Points | 0 / 2 | 0 |
| Free Throws | 0 / 0 | 0 |

GLOBAL PARTNERS





Shot Chart

IND 60 vs 95 NZL

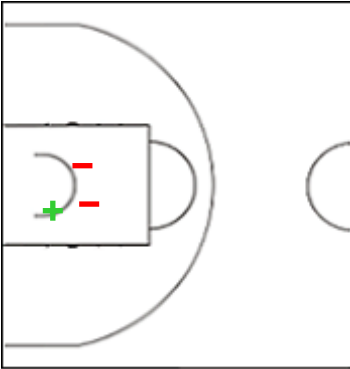
(20-24, 7-28, 18-21, 15-22)

Scoring by 5 min intervals:

| | Q1 | | Q2 | | Q3 | | Q4 | |
|-----|----|----|----|----|----|----|----|----|
| IND | 6 | 20 | 22 | 27 | 35 | 45 | 54 | 60 |
| NZL | 7 | 24 | 40 | 52 | 60 | 73 | 80 | 95 |

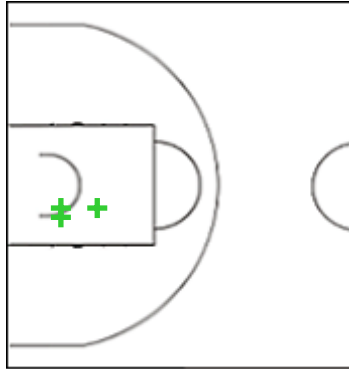
NZL - New Zealand

2 SAMUEL Taane



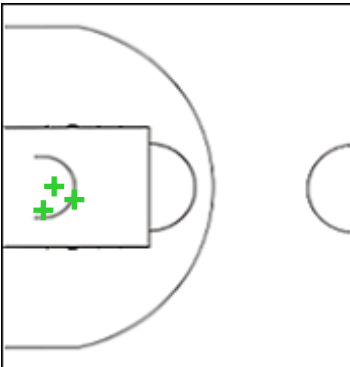
| | M / A | % |
|-------------|-------|----|
| Fied Goals | 2 / 7 | 29 |
| 2 Points | 1 / 3 | 33 |
| 3 Points | 1 / 4 | 25 |
| Free Throws | 2 / 4 | 50 |

5 BRITT Taylor



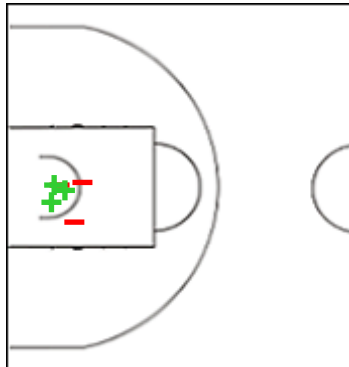
| | M / A | % |
|-------------|-------|-----|
| Fied Goals | 3 / 4 | 75 |
| 2 Points | 3 / 3 | 100 |
| 3 Points | 0 / 1 | 0 |
| Free Throws | 4 / 5 | 80 |

8 WYNYARD Tai Hikuroa



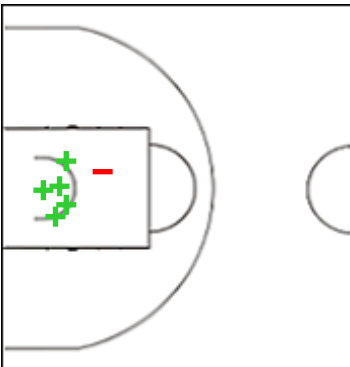
| | M / A | % |
|-------------|-------|-----|
| Fied Goals | 3 / 3 | 100 |
| 2 Points | 3 / 3 | 100 |
| 3 Points | 0 / 0 | 0 |
| Free Throws | 0 / 0 | 0 |

13 PREWSTER Dion



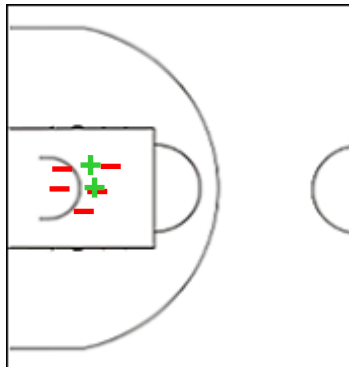
| | M / A | % |
|-------------|-------|-----|
| Fied Goals | 4 / 9 | 44 |
| 2 Points | 3 / 6 | 50 |
| 3 Points | 1 / 3 | 33 |
| Free Throws | 2 / 2 | 100 |

14 LOE Rob



| | M / A | % |
|-------------|--------|-----|
| Fied Goals | 7 / 10 | 70 |
| 2 Points | 5 / 6 | 83 |
| 3 Points | 2 / 4 | 50 |
| Free Throws | 2 / 2 | 100 |

15 VODANOVICH Tom



| | M / A | % |
|-------------|--------|----|
| Fied Goals | 6 / 14 | 43 |
| 2 Points | 2 / 7 | 29 |
| 3 Points | 4 / 7 | 57 |
| Free Throws | 4 / 5 | 80 |

GLOBAL PARTNERS





Shot Chart

IND 60 vs 95 NZL

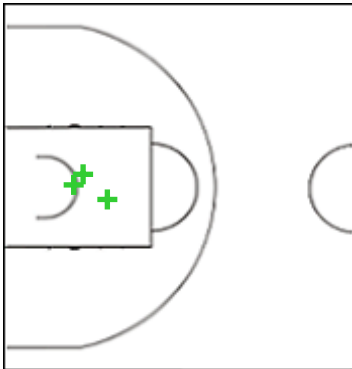
(20-24, 7-28, 18-21, 15-22)

Scoring by 5 min intervals:

| | Q1 | | Q2 | | Q3 | | Q4 | |
|------------|----|----|----|----|----|----|----|----|
| IND | 6 | 20 | 22 | 27 | 35 | 45 | 54 | 60 |
| NZL | 7 | 24 | 40 | 52 | 60 | 73 | 80 | 95 |

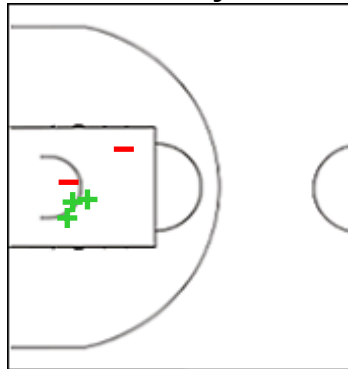
NZL - New Zealand

20 FAHRENSOHN Takiula



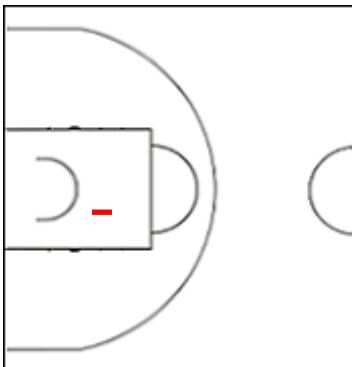
| | M / A | % |
|-------------|--------|-----|
| Fied Goals | 3 / 11 | 27 |
| 2 Points | 3 / 3 | 100 |
| 3 Points | 0 / 8 | 0 |
| Free Throws | 0 / 0 | 0 |

22 HARRIS Hyrum



| | M / A | % |
|-------------|-------|----|
| Fied Goals | 3 / 5 | 60 |
| 2 Points | 3 / 5 | 60 |
| 3 Points | 0 / 0 | 0 |
| Free Throws | 2 / 3 | 67 |

25 RUSBATCH Ethan



| | M / A | % |
|-------------|-------|----|
| Fied Goals | 2 / 8 | 25 |
| 2 Points | 0 / 1 | 0 |
| 3 Points | 2 / 7 | 29 |
| Free Throws | 0 / 0 | 0 |

GLOBAL PARTNERS





Shot Chart

IND 60 vs 95 NZL

(20-24, 7-28, 18-21, 15-22)

Scoring by 5 min intervals:

| | Q1 | | Q2 | | Q3 | | Q4 | |
|-----|----|----|----|----|----|----|----|----|
| IND | 6 | 20 | 22 | 27 | 35 | 45 | 54 | 60 |
| NZL | 7 | 24 | 40 | 52 | 60 | 73 | 80 | 95 |

IND - India

NZL - New Zealand



| | M / A | % |
|-------------|---------|----|
| Fied Goals | 23 / 59 | 39 |
| 2 Points | 19 / 40 | 48 |
| 3 Points | 4 / 19 | 21 |
| Free Throws | 10 / 17 | 59 |

| % | M / A | |
|----|---------|-------------|
| 47 | 34 / 73 | Fied Goals |
| 62 | 23 / 37 | 2 Points |
| 31 | 11 / 36 | 3 Points |
| 76 | 16 / 21 | Free Throws |

GLOBAL PARTNERS

