



Shot Chart

PHI 60 vs 106 NZL

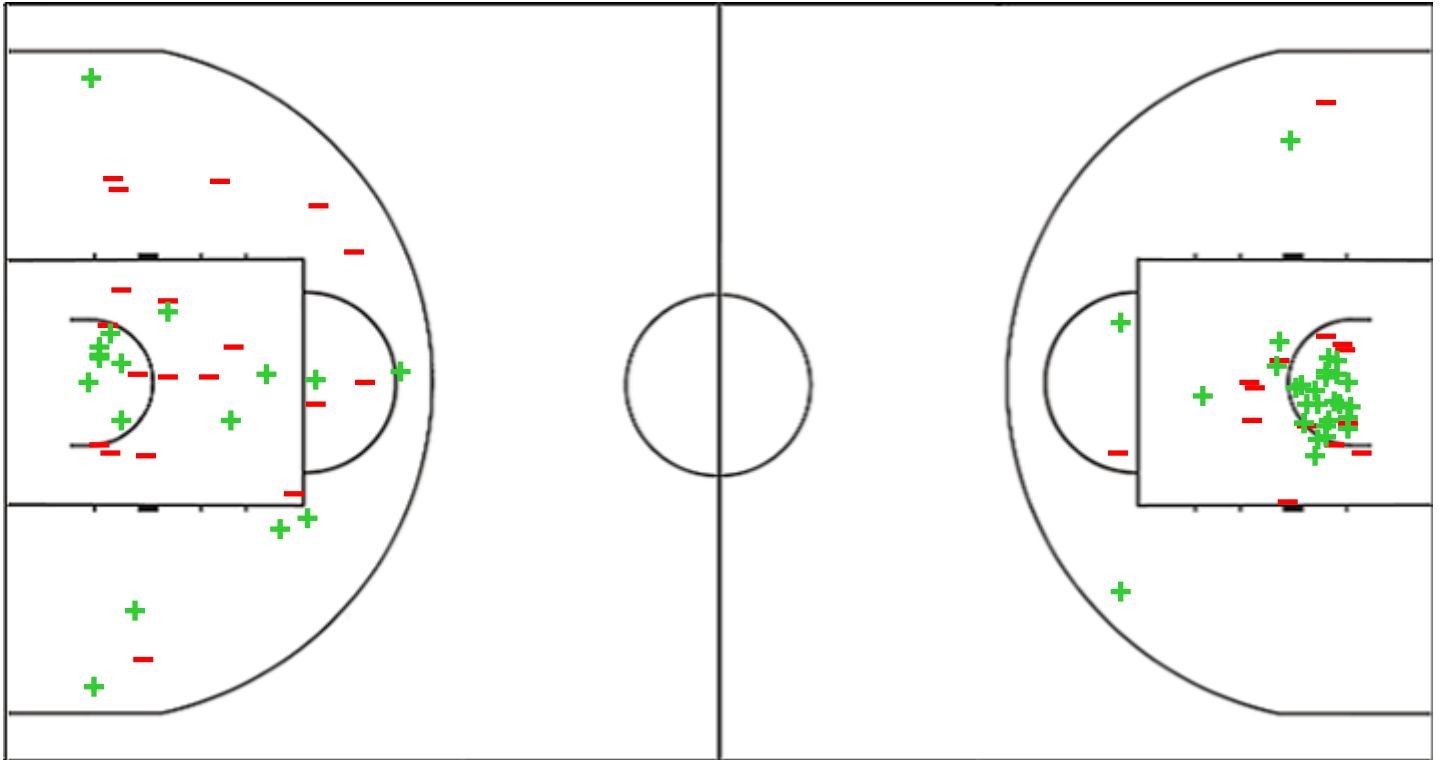
(13-23, 8-24, 22-26, 17-33)

Scoring by 5 min intervals:

	Q1		Q2		Q3		Q4	
PHI	5	13	15	21	36	43	54	60
NZL	10	23	29	47	62	73	96	106

PHI - Philippines

NZL - New Zealand



PHI	M / A	%
Fied Goals	21 / 62	34
2 Points	17 / 36	47
3 Points	4 / 26	15
Free Throws	14 / 18	78

%	M / A	NZL
50	38 / 76	Fied Goals
67	29 / 43	2 Points
27	9 / 33	3 Points
95	21 / 22	Free Throws

GLOBAL PARTNERS





Shot Chart

PHI 60 vs 106 NZL

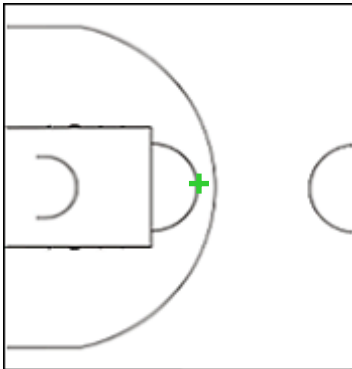
(13-23, 8-24, 22-26, 17-33)

Scoring by 5 min intervals:

	Q1		Q2		Q3		Q4	
PHI	5	13	15	21	36	43	54	60
NZL	10	23	29	47	62	73	96	106

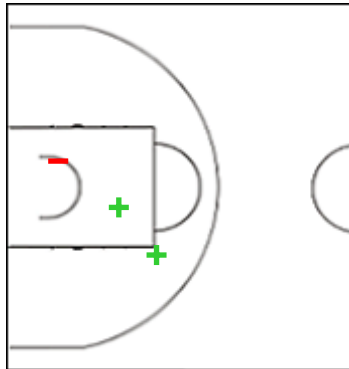
PHI - Philippines

3 ABARRIENTOS Rhon Jhay



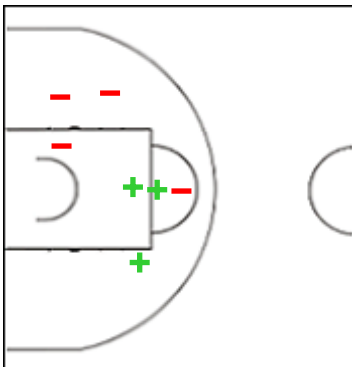
	M / A	%
Fied Goals	1 / 5	20
2 Points	1 / 1	100
3 Points	0 / 4	0
Free Throws	0 / 0	0

10 ABANDO Rhenz Joseph



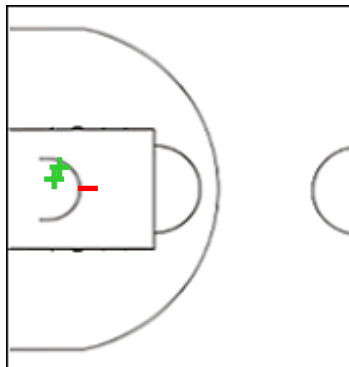
	M / A	%
Fied Goals	3 / 5	60
2 Points	2 / 3	67
3 Points	1 / 2	50
Free Throws	4 / 5	80

15 RAVENA Kiefer



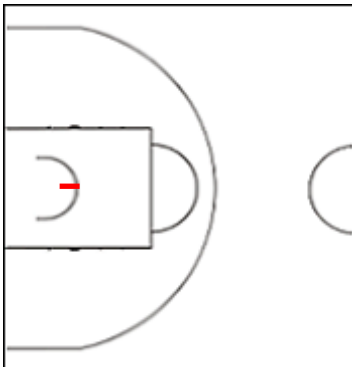
	M / A	%
Fied Goals	3 / 10	30
2 Points	3 / 7	43
3 Points	0 / 3	0
Free Throws	0 / 0	0

17 LOPEZ Francis



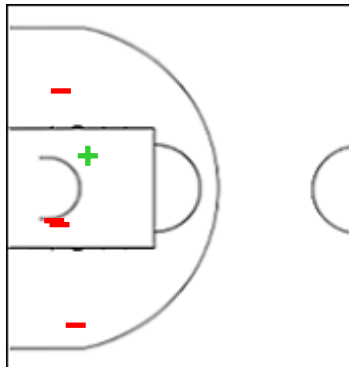
	M / A	%
Fied Goals	2 / 4	50
2 Points	2 / 3	67
3 Points	0 / 1	0
Free Throws	4 / 6	67

18 CHIU Shaun Geoffrey



	M / A	%
Fied Goals	0 / 1	0
2 Points	0 / 1	0
3 Points	0 / 0	0
Free Throws	2 / 2	100

23 NAVARRO William



	M / A	%
Fied Goals	1 / 7	14
2 Points	1 / 5	20
3 Points	0 / 2	0
Free Throws	0 / 0	0

GLOBAL PARTNERS





Shot Chart

PHI 60 vs 106 NZL

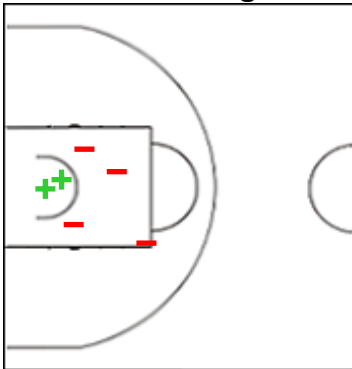
(13-23, 8-24, 22-26, 17-33)

Scoring by 5 min intervals:

	Q1		Q2		Q3		Q4	
PHI	5	13	15	21	36	43	54	60
NZL	10	23	29	47	62	73	96	106

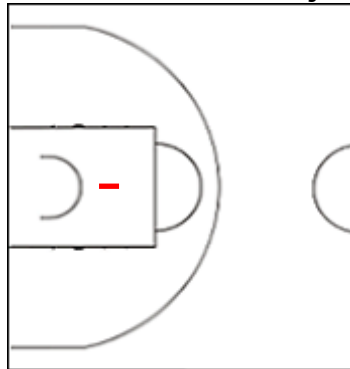
PHI - Philippines

24 RAMOS Dwight



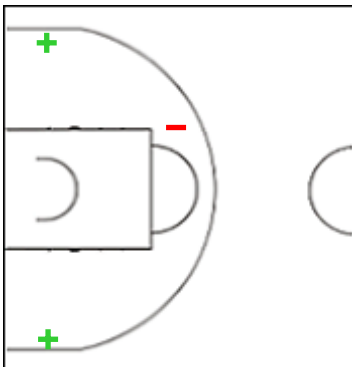
	M / A	%
Fied Goals	2 / 11	18
2 Points	2 / 6	33
3 Points	0 / 5	0
Free Throws	2 / 3	67

27 BELANGEL Samjosef



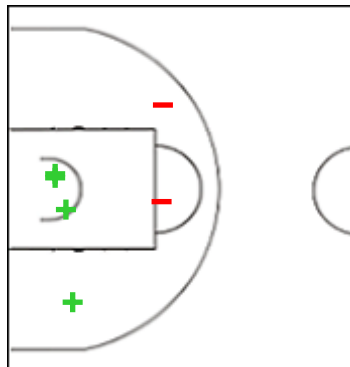
	M / A	%
Fied Goals	1 / 6	17
2 Points	0 / 1	0
3 Points	1 / 5	20
Free Throws	0 / 0	0

28 QUIAMBAO Karl Kevin



	M / A	%
Fied Goals	2 / 3	67
2 Points	2 / 3	67
3 Points	0 / 0	0
Free Throws	0 / 0	0

33 TAMAYO Carl Vincent



	M / A	%
Fied Goals	6 / 10	60
2 Points	4 / 6	67
3 Points	2 / 4	50
Free Throws	2 / 2	100

GLOBAL PARTNERS





Shot Chart

PHI 60 vs 106 NZL

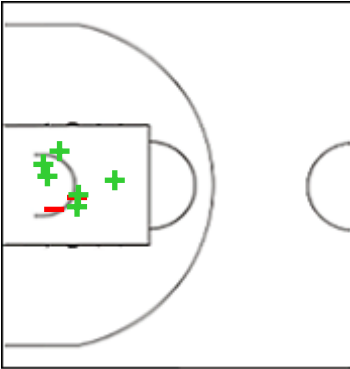
(13-23, 8-24, 22-26, 17-33)

Scoring by 5 min intervals:

	Q1		Q2		Q3		Q4	
PHI	5	13	15	21	36	43	54	60
NZL	10	23	29	47	62	73	96	106

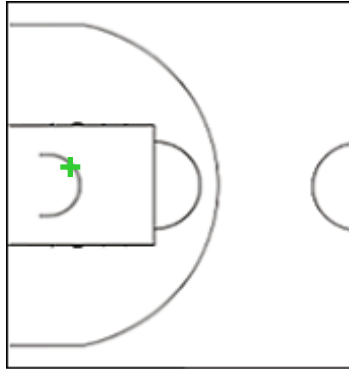
NZL - New Zealand

3 DELANY Finn



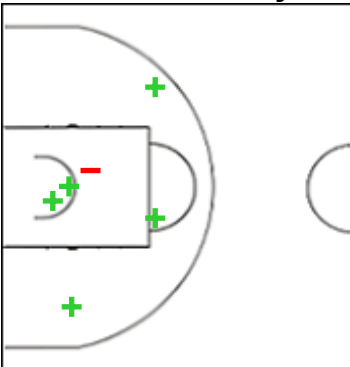
	M / A	%
Fied Goals	6 / 11	55
2 Points	6 / 8	75
3 Points	0 / 3	0
Free Throws	2 / 2	100

5 BRITT Taylor



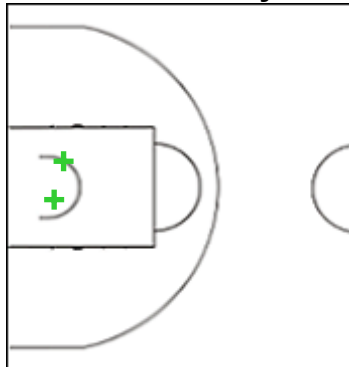
	M / A	%
Fied Goals	2 / 3	67
2 Points	1 / 1	100
3 Points	1 / 2	50
Free Throws	2 / 2	100

9 WEBSTER Corey



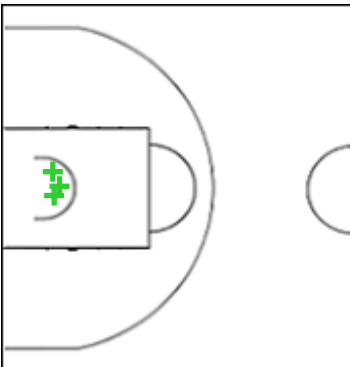
	M / A	%
Fied Goals	5 / 11	45
2 Points	5 / 6	83
3 Points	0 / 5	0
Free Throws	1 / 1	100

11 CAMERON Flynn



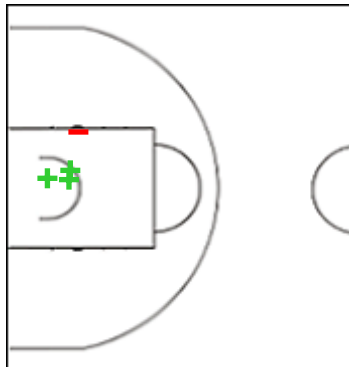
	M / A	%
Fied Goals	2 / 4	50
2 Points	2 / 2	100
3 Points	0 / 2	0
Free Throws	2 / 2	100

12 RUSBATCH Ethan



	M / A	%
Fied Goals	4 / 8	50
2 Points	3 / 3	100
3 Points	1 / 5	20
Free Throws	3 / 3	100

13 PREWSTER Dion



	M / A	%
Fied Goals	6 / 10	60
2 Points	3 / 4	75
3 Points	3 / 6	50
Free Throws	0 / 0	0

GLOBAL PARTNERS





Shot Chart

PHI 60 vs 106 NZL

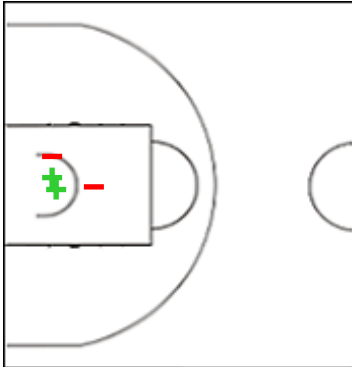
(13-23, 8-24, 22-26, 17-33)

Scoring by 5 min intervals:

	Q1		Q2		Q3		Q4	
PHI	5	13	15	21	36	43	54	60
NZL	10	23	29	47	62	73	96	106

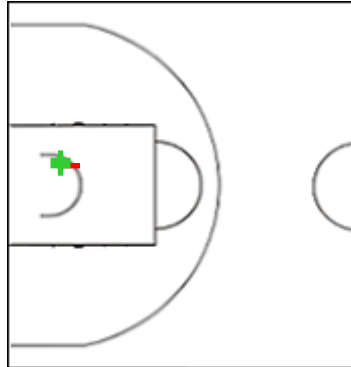
NZL - New Zealand

15 VODANOVICH Tom



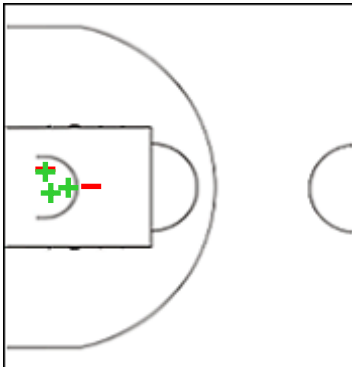
	M / A	%
Fied Goals	3 / 6	50
2 Points	2 / 4	50
3 Points	1 / 2	50
Free Throws	1 / 2	50

16 SMITH-MILNER Tohi



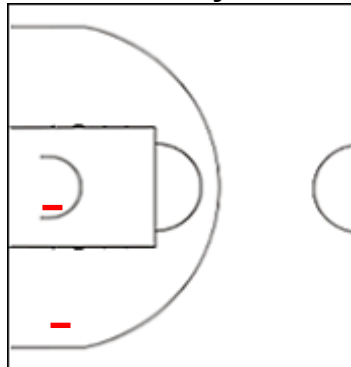
	M / A	%
Fied Goals	2 / 4	50
2 Points	2 / 3	67
3 Points	0 / 1	0
Free Throws	1 / 1	100

20 NGATAI Jordan



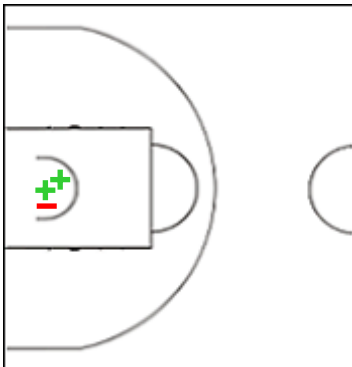
	M / A	%
Fied Goals	4 / 7	57
2 Points	3 / 5	60
3 Points	1 / 2	50
Free Throws	3 / 3	100

22 HARRIS Hyrum



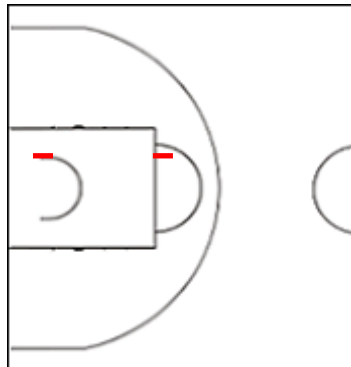
	M / A	%
Fied Goals	0 / 4	0
2 Points	0 / 2	0
3 Points	0 / 2	0
Free Throws	2 / 2	100

33 TIMMINS Samuel



	M / A	%
Fied Goals	2 / 3	67
2 Points	2 / 3	67
3 Points	0 / 0	0
Free Throws	0 / 0	0

51 ILI Shea



	M / A	%
Fied Goals	2 / 5	40
2 Points	0 / 2	0
3 Points	2 / 3	67
Free Throws	4 / 4	100

GLOBAL PARTNERS





Shot Chart

PHI 60 vs 106 NZL

(13-23, 8-24, 22-26, 17-33)

Scoring by 5 min intervals:

	Q1		Q2		Q3		Q4	
PHI	5	13	15	21	36	43	54	60
NZL	10	23	29	47	62	73	96	106

PHI - Philippines

NZL - New Zealand



	M / A	%
Fied Goals	21 / 62	34
2 Points	17 / 36	47
3 Points	4 / 26	15
Free Throws	14 / 18	78

%	M / A	
50	38 / 76	Fied Goals
67	29 / 43	2 Points
27	9 / 33	3 Points
95	21 / 22	Free Throws

GLOBAL PARTNERS

