



Shot Chart

AUS 76 vs 69 CHN

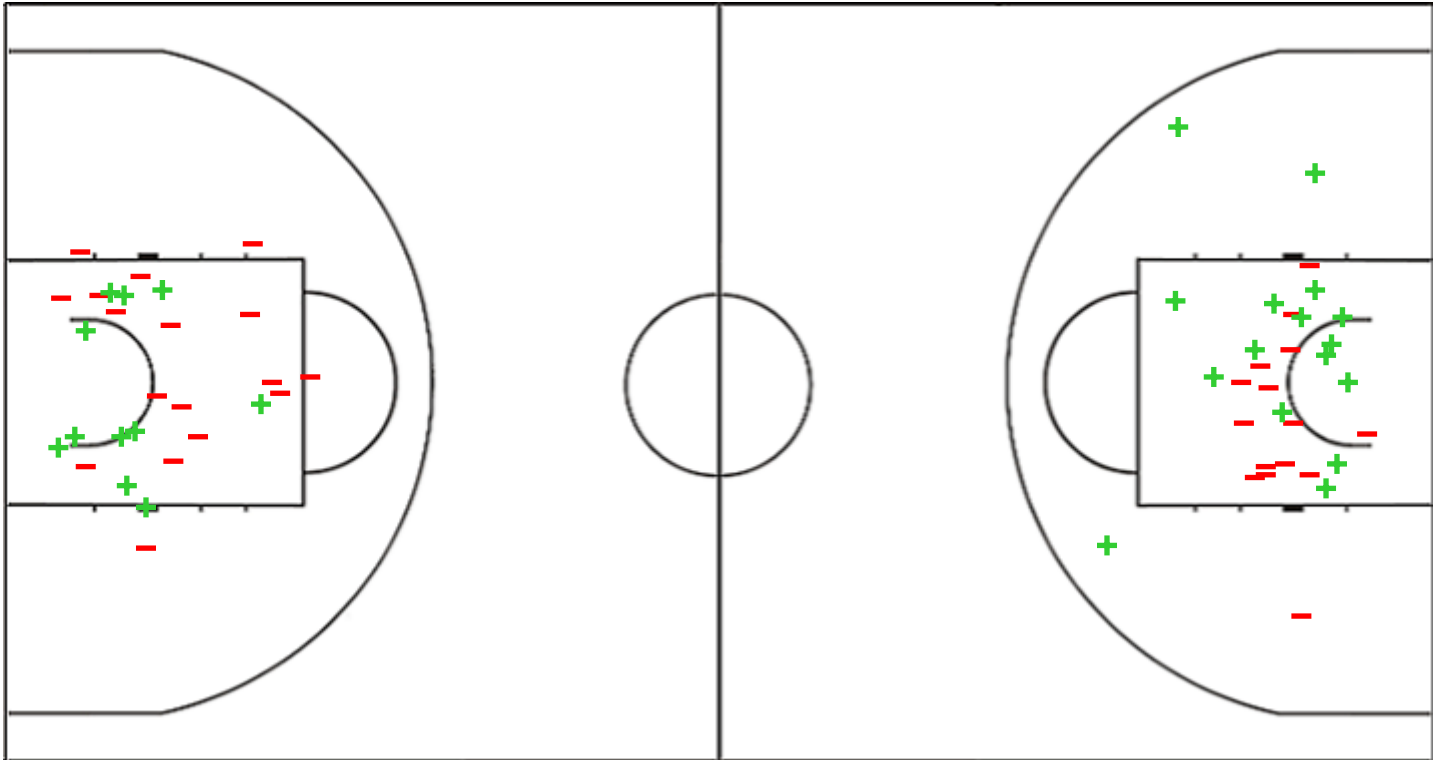
(17-15, 26-19, 14-21, 19-14)

Scoring by 5 min intervals:

	Q1		Q2		Q3		Q4	
AUS	5	17	26	43	53	57	66	76
CHN	7	15	20	34	37	55	64	69

AUS - Australia

CHN - People 's Republic of China



AUS	M / A	%
Fied Goals	26 / 60	43
2 Points	11 / 28	39
3 Points	15 / 32	47
Free Throws	9 / 15	60

%	M / A	CHN
42	25 / 60	Fied Goals
52	16 / 31	2 Points
31	9 / 29	3 Points
77	10 / 13	Free Throws

GLOBAL PARTNERS





Shot Chart

AUS 76 vs 69 CHN

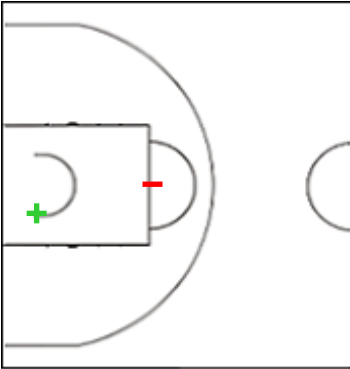
(17-15, 26-19, 14-21, 19-14)

Scoring by 5 min intervals:

	Q1		Q2		Q3		Q4	
AUS	5	17	26	43	53	57	66	76
CHN	7	15	20	34	37	55	64	69

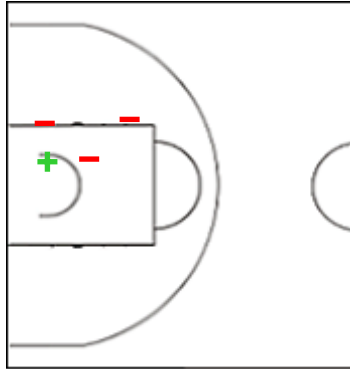
AUS - Australia

7 MAKER Thon



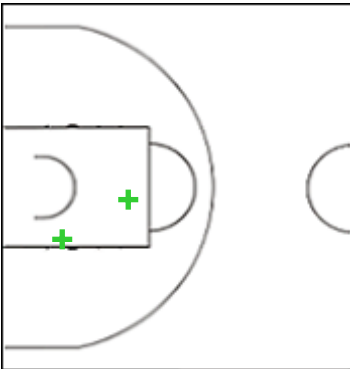
	M / A	%
Fied Goals	1 / 4	25
2 Points	1 / 2	50
3 Points	0 / 2	0
Free Throws	0 / 0	0

8 DELLAVEDOVA Matthew



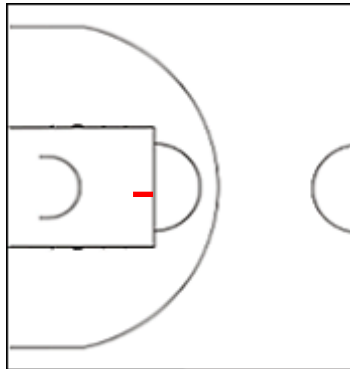
	M / A	%
Fied Goals	5 / 10	50
2 Points	1 / 4	25
3 Points	4 / 6	67
Free Throws	2 / 2	100

10 MCCARRON Mitchell



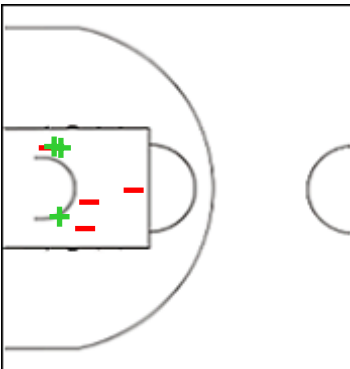
	M / A	%
Fied Goals	5 / 5	100
2 Points	2 / 2	100
3 Points	3 / 3	100
Free Throws	0 / 0	0

12 BLANCHFIELD Todd



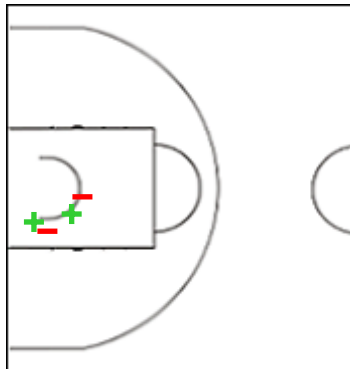
	M / A	%
Fied Goals	2 / 8	25
2 Points	0 / 1	0
3 Points	2 / 7	29
Free Throws	1 / 3	33

13 FROLING Samson James



	M / A	%
Fied Goals	3 / 7	43
2 Points	3 / 7	43
3 Points	0 / 0	0
Free Throws	0 / 0	0

14 WHITE Jackson Thomas



	M / A	%
Fied Goals	3 / 7	43
2 Points	2 / 4	50
3 Points	1 / 3	33
Free Throws	3 / 6	50

GLOBAL PARTNERS





Shot Chart

AUS 76 vs 69 CHN

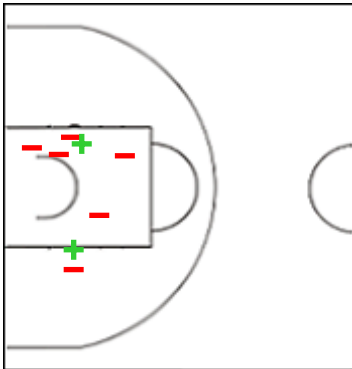
(17-15, 26-19, 14-21, 19-14)

Scoring by 5 min intervals:

	Q1		Q2		Q3		Q4	
AUS	5	17	26	43	53	57	66	76
CHN	7	15	20	34	37	55	64	69

AUS - Australia

22 MCVEIGH Jack



	M / A	%
Fied Goals	4 / 11	36
2 Points	2 / 8	25
3 Points	2 / 3	67
Free Throws	1 / 1	100

GLOBAL PARTNERS





Shot Chart

AUS 76 vs 69 CHN

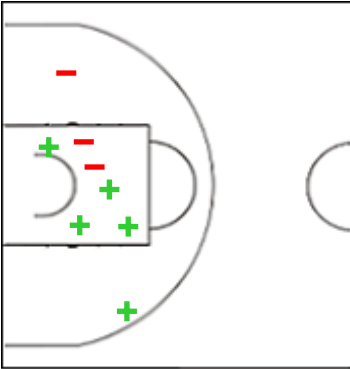
(17-15, 26-19, 14-21, 19-14)

Scoring by 5 min intervals:

	Q1		Q2		Q3		Q4	
AUS	5	17	26	43	53	57	66	76
CHN	7	15	20	34	37	55	64	69

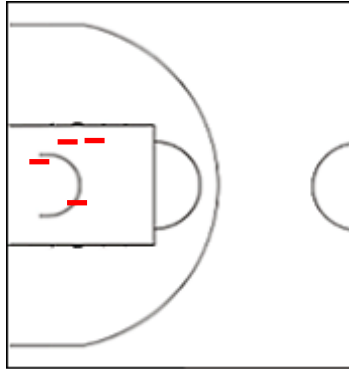
CHN - People 's Republic of China

6 GUO Ailun



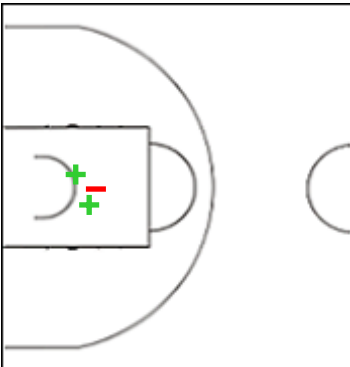
	M / A	%
Fied Goals	5 / 12	42
2 Points	5 / 8	63
3 Points	0 / 4	0
Free Throws	2 / 2	100

8 ZHAO Rui



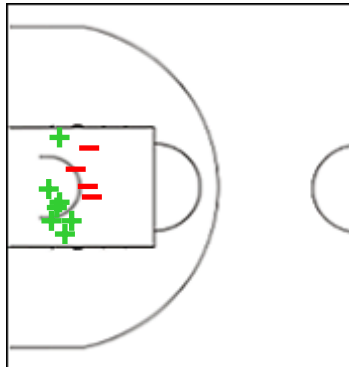
	M / A	%
Fied Goals	1 / 8	13
2 Points	0 / 4	0
3 Points	1 / 4	25
Free Throws	0 / 0	0

14 WANG Zhelin



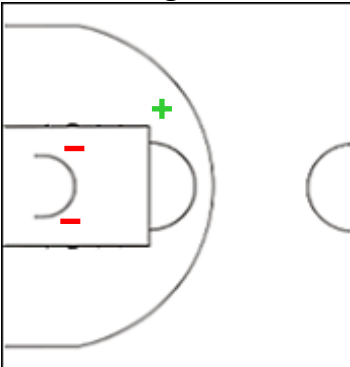
	M / A	%
Fied Goals	2 / 4	50
2 Points	2 / 3	67
3 Points	0 / 1	0
Free Throws	3 / 3	100

15 ZHOU Qi



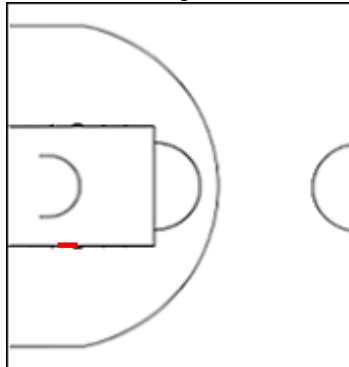
	M / A	%
Fied Goals	7 / 12	58
2 Points	7 / 11	64
3 Points	0 / 1	0
Free Throws	2 / 5	40

23 HU Mingxuan



	M / A	%
Fied Goals	2 / 7	29
2 Points	1 / 3	33
3 Points	1 / 4	25
Free Throws	0 / 0	0

28 SHEN Zijie



	M / A	%
Fied Goals	0 / 1	0
2 Points	0 / 1	0
3 Points	0 / 0	0
Free Throws	2 / 2	100

GLOBAL PARTNERS





Shot Chart

AUS 76 vs 69 CHN

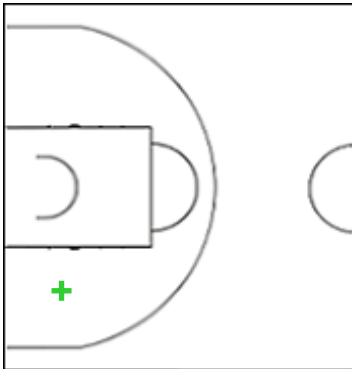
(17-15, 26-19, 14-21, 19-14)

Scoring by 5 min intervals:

	Q1		Q2		Q3		Q4	
AUS	5	17	26	43	53	57	66	76
CHN	7	15	20	34	37	55	64	69

CHN - People 's Republic of China

30 XU Jie



	M / A	%
Fied Goals	2 / 4	50
2 Points	1 / 1	100
3 Points	1 / 3	33
Free Throws	1 / 1	100

GLOBAL PARTNERS





Shot Chart

AUS 76 vs 69 CHN

(17-15, 26-19, 14-21, 19-14)

Scoring by 5 min intervals:

	Q1		Q2		Q3		Q4	
AUS	5	17	26	43	53	57	66	76
CHN	7	15	20	34	37	55	64	69

AUS - Australia

CHN - People 's Republic of China



	M / A	%
Fied Goals	26 / 60	43
2 Points	11 / 28	39
3 Points	15 / 32	47
Free Throws	9 / 15	60

%	M / A	
42	25 / 60	Fied Goals
52	16 / 31	2 Points
31	9 / 29	3 Points
77	10 / 13	Free Throws

GLOBAL PARTNERS

