



Shot Chart

CHN 94 vs 58 TPE

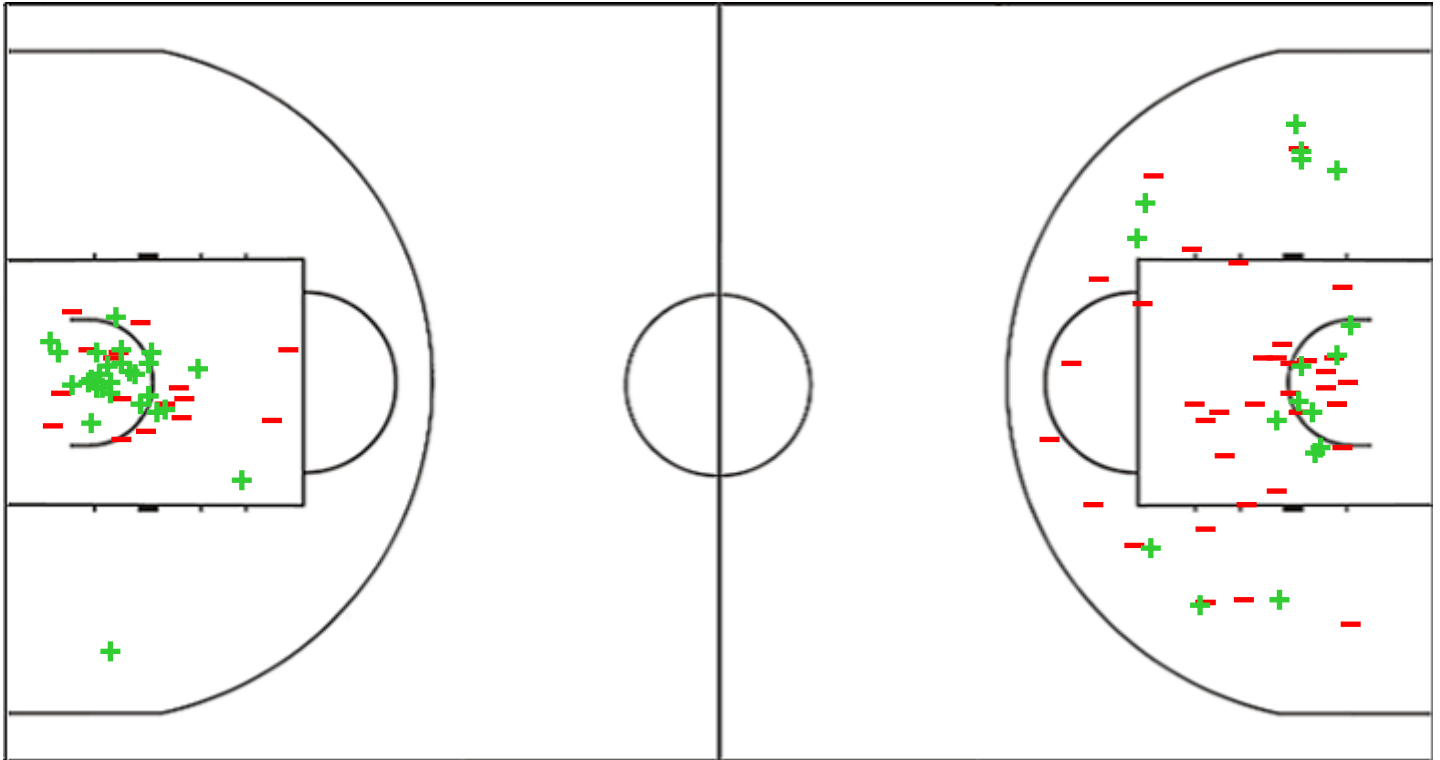
(26-17, 16-21, 30-10, 22-10)

Scoring by 5 min intervals:

	Q1		Q2		Q3		Q4	
CHN	13	26	32	42	58	72	86	94
TPE	10	17	24	38	42	48	54	58

CHN - People 's Republic of China

TPE - Chinese Taipei



CHN	M / A	%
Fied Goals	34 / 60	57
2 Points	27 / 43	63
3 Points	7 / 17	41
Free Throws	19 / 27	70

%	M / A	TPE
31	22 / 71	Fied Goals
31	17 / 54	2 Points
29	5 / 17	3 Points
75	9 / 12	Free Throws

GLOBAL PARTNERS





Shot Chart

CHN 94 vs 58 TPE

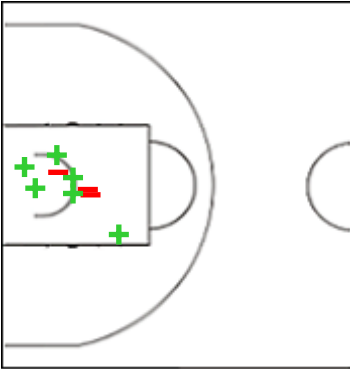
(26-17, 16-21, 30-10, 22-10)

Scoring by 5 min intervals:

	Q1		Q2		Q3		Q4	
CHN	13	26	32	42	58	72	86	94
TPE	10	17	24	38	42	48	54	58

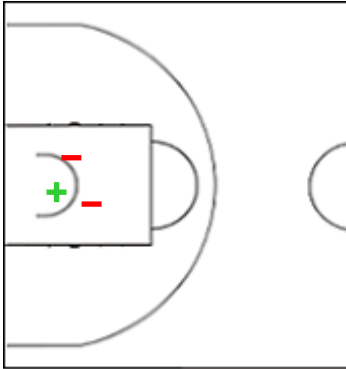
CHN - People 's Republic of China

6 GUO Ailun



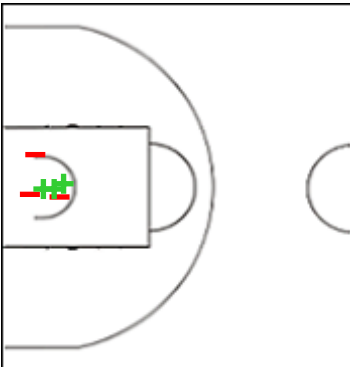
	M / A	%
Fied Goals	7 / 11	64
2 Points	6 / 9	67
3 Points	1 / 2	50
Free Throws	0 / 2	0

12 GU Quan



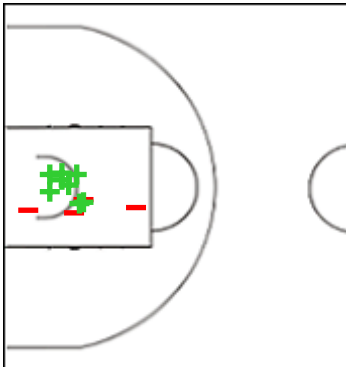
	M / A	%
Fied Goals	1 / 4	25
2 Points	1 / 3	33
3 Points	0 / 1	0
Free Throws	0 / 0	0

14 WANG Zhelin



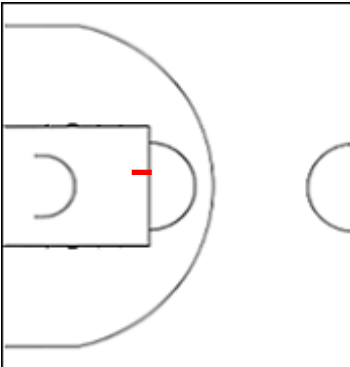
	M / A	%
Fied Goals	3 / 6	50
2 Points	3 / 6	50
3 Points	0 / 0	0
Free Throws	1 / 2	50

15 ZHOU Qi



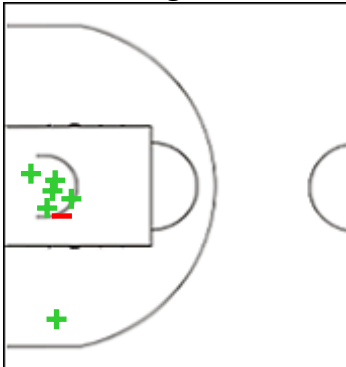
	M / A	%
Fied Goals	8 / 12	67
2 Points	8 / 12	67
3 Points	0 / 0	0
Free Throws	5 / 7	71

16 LU Wenbo



	M / A	%
Fied Goals	0 / 1	0
2 Points	0 / 1	0
3 Points	0 / 0	0
Free Throws	0 / 0	0

23 HU Mingxuan



	M / A	%
Fied Goals	8 / 12	67
2 Points	6 / 7	86
3 Points	2 / 5	40
Free Throws	8 / 10	80

GLOBAL PARTNERS





Shot Chart

CHN 94 vs 58 TPE

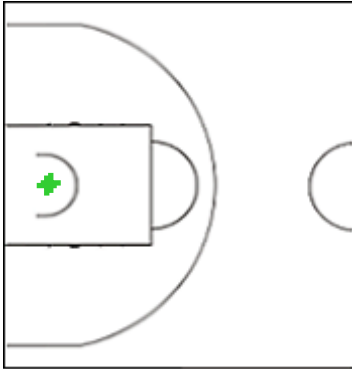
(26-17, 16-21, 30-10, 22-10)

Scoring by 5 min intervals:

	Q1		Q2		Q3		Q4	
CHN	13	26	32	42	58	72	86	94
TPE	10	17	24	38	42	48	54	58

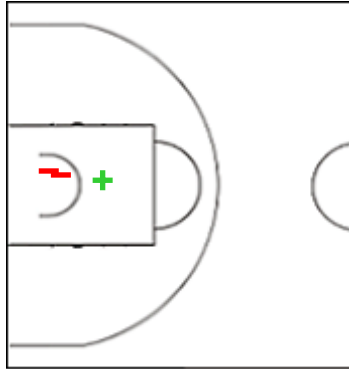
CHN - People 's Republic of China

26 ZHU Junlong



	M / A	%
Fied Goals	3 / 3	100
2 Points	2 / 2	100
3 Points	1 / 1	100
Free Throws	2 / 2	100

30 XU Jie



	M / A	%
Fied Goals	3 / 7	43
2 Points	1 / 3	33
3 Points	2 / 4	50
Free Throws	3 / 4	75

GLOBAL PARTNERS





Shot Chart

CHN 94 vs 58 TPE

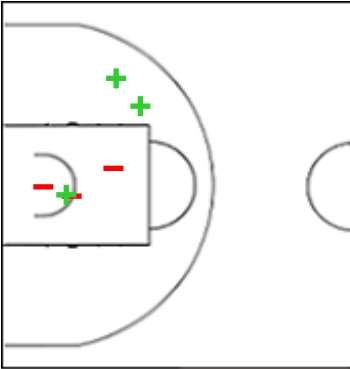
(26-17, 16-21, 30-10, 22-10)

Scoring by 5 min intervals:

	Q1		Q2		Q3		Q4	
CHN	13	26	32	42	58	72	86	94
TPE	10	17	24	38	42	48	54	58

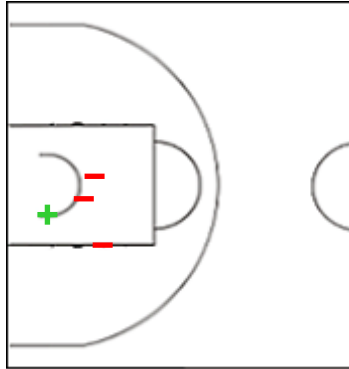
TPE - Chinese Taipei

3 LIN Bing Sheng



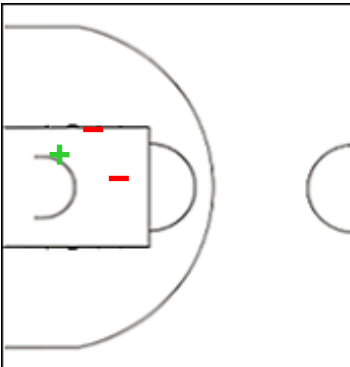
	M / A	%
Fied Goals	5 / 11	45
2 Points	3 / 6	50
3 Points	2 / 5	40
Free Throws	3 / 4	75

4 CHEN Yu-Wei



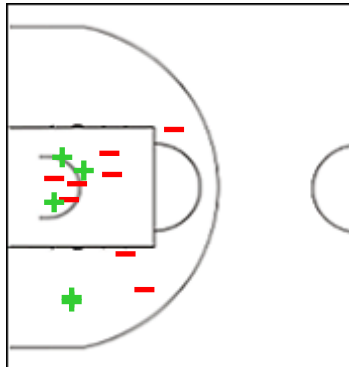
	M / A	%
Fied Goals	1 / 5	20
2 Points	1 / 4	25
3 Points	0 / 1	0
Free Throws	0 / 0	0

7 YU Ai-Che



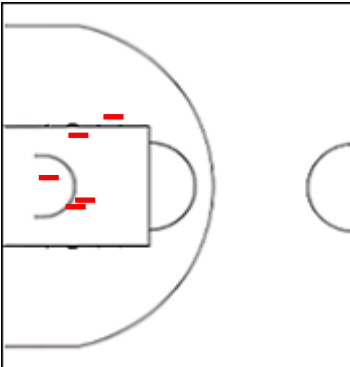
	M / A	%
Fied Goals	1 / 3	33
2 Points	1 / 3	33
3 Points	0 / 0	0
Free Throws	0 / 0	0

9 TANG Wei-Chieh



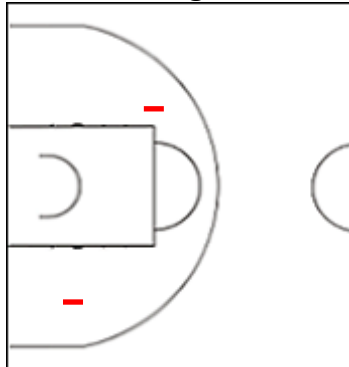
	M / A	%
Fied Goals	5 / 13	38
2 Points	5 / 13	38
3 Points	0 / 0	0
Free Throws	2 / 2	100

15 CHANG Chen-Ya



	M / A	%
Fied Goals	1 / 10	10
2 Points	0 / 5	0
3 Points	1 / 5	20
Free Throws	2 / 4	50

18 WU I Ping



	M / A	%
Fied Goals	0 / 2	0
2 Points	0 / 2	0
3 Points	0 / 0	0
Free Throws	0 / 0	0

GLOBAL PARTNERS





Shot Chart

CHN 94 vs 58 TPE

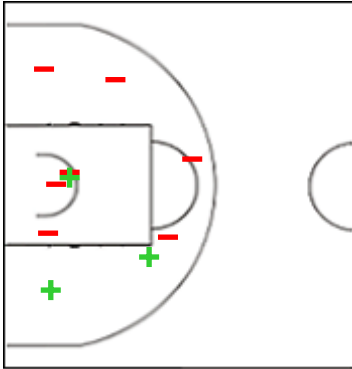
(26-17, 16-21, 30-10, 22-10)

Scoring by 5 min intervals:

	Q1		Q2		Q3		Q4	
CHN	13	26	32	42	58	72	86	94
TPE	10	17	24	38	42	48	54	58

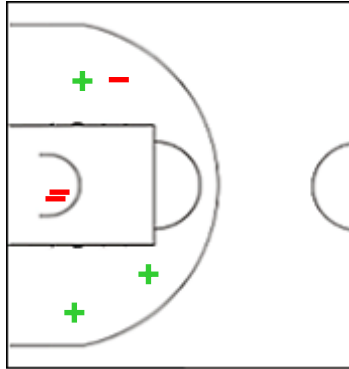
TPE - Chinese Taipei

20 SUN Szu-Yao



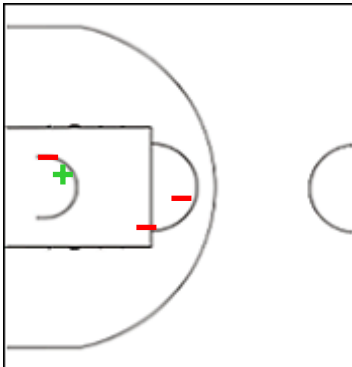
	M / A	%
Fied Goals	3 / 10	30
2 Points	3 / 10	30
3 Points	0 / 0	0
Free Throws	2 / 2	100

69 LU Chun Hsiang



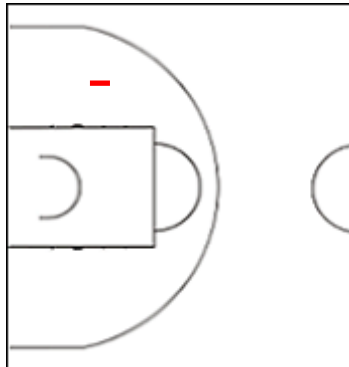
	M / A	%
Fied Goals	5 / 11	45
2 Points	3 / 6	50
3 Points	2 / 5	40
Free Throws	0 / 0	0

89 CHEN Chao Hao



	M / A	%
Fied Goals	1 / 5	20
2 Points	1 / 4	25
3 Points	0 / 1	0
Free Throws	0 / 0	0

95 CHOU Wei Chen



	M / A	%
Fied Goals	0 / 1	0
2 Points	0 / 1	0
3 Points	0 / 0	0
Free Throws	0 / 0	0

GLOBAL PARTNERS





Shot Chart

CHN 94 vs 58 TPE

(26-17, 16-21, 30-10, 22-10)

Scoring by 5 min intervals:

	Q1		Q2		Q3		Q4	
CHN	13	26	32	42	58	72	86	94
TPE	10	17	24	38	42	48	54	58

CHN - People 's Republic of China

TPE - Chinese Taipei



	M / A	%
Fied Goals	34 / 60	57
2 Points	27 / 43	63
3 Points	7 / 17	41
Free Throws	19 / 27	70

%	M / A	
31	22 / 71	Fied Goals
31	17 / 54	2 Points
29	5 / 17	3 Points
75	9 / 12	Free Throws

GLOBAL PARTNERS

