



Shot Chart

TPE 56 vs 97 CHN

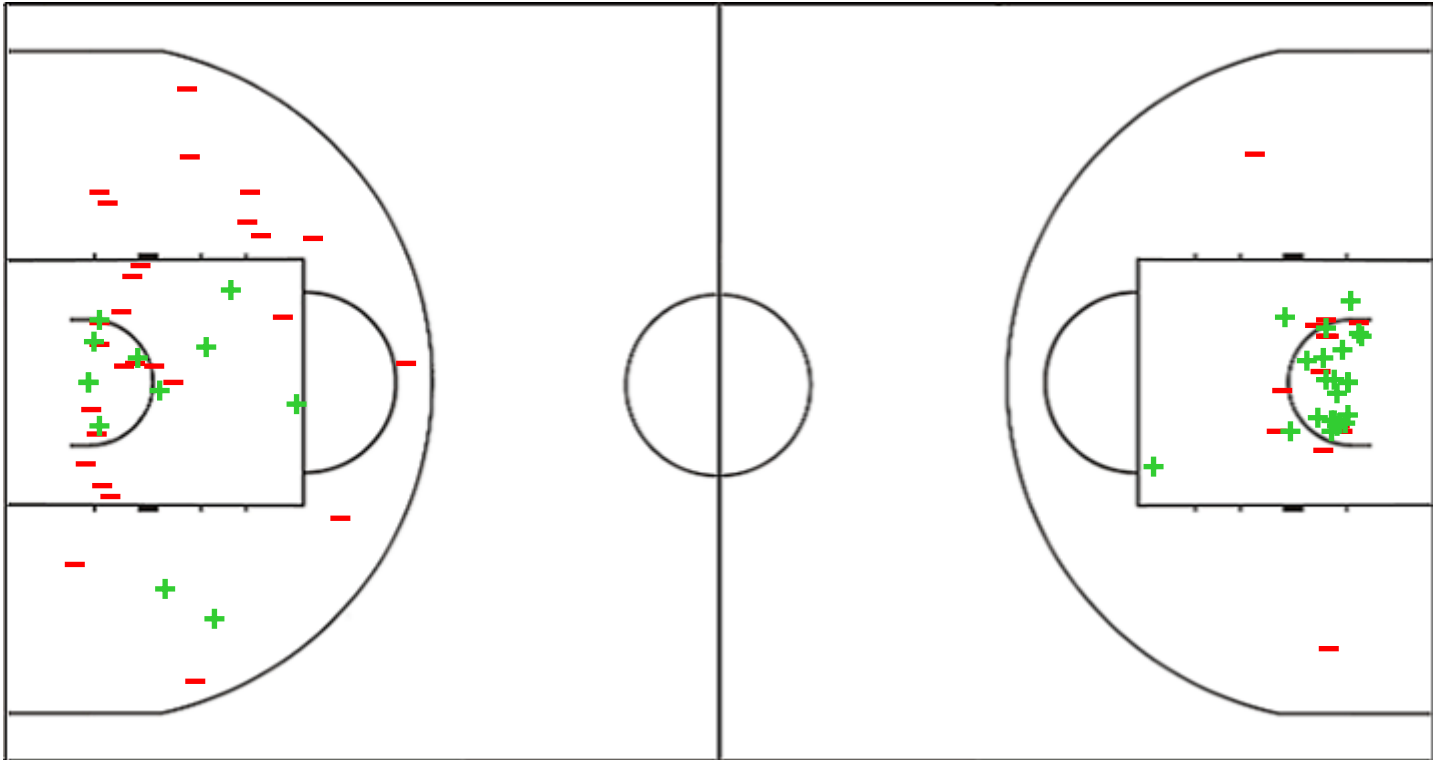
(14-34, 12-21, 16-19, 14-23)

Scoring by 5 min intervals:

	Q1		Q2		Q3		Q4	
TPE	6	14	18	26	31	42	51	56
CHN	20	34	41	55	64	74	84	97

TPE - Chinese Taipei

CHN - People 's Republic of China



TPE	M / A	%
Fied Goals	18 / 57	32
2 Points	12 / 39	31
3 Points	6 / 18	33
Free Throws	14 / 25	56

%	M / A	CHN
55	35 / 64	Fied Goals
65	24 / 37	2 Points
41	11 / 27	3 Points
62	16 / 26	Free Throws

GLOBAL PARTNERS





Shot Chart

TPE 56 vs 97 CHN

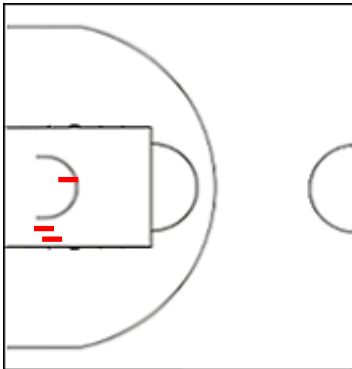
(14-34, 12-21, 16-19, 14-23)

Scoring by 5 min intervals:

	Q1		Q2		Q3		Q4	
TPE	6	14	18	26	31	42	51	56
CHN	20	34	41	55	64	74	84	97

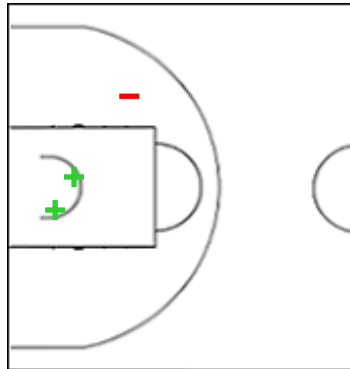
TPE - Chinese Taipei

4 CHEN Yu-Wei



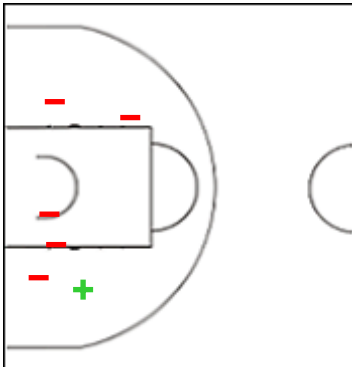
	M / A	%
Fied Goals	0 / 4	0
2 Points	0 / 3	0
3 Points	0 / 1	0
Free Throws	0 / 0	0

7 YU Ai-Che



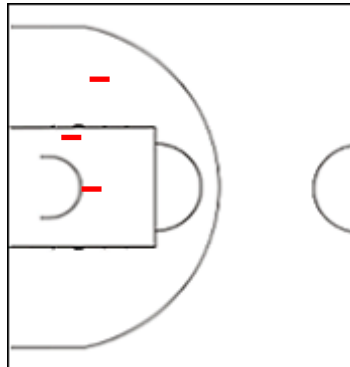
	M / A	%
Fied Goals	3 / 4	75
2 Points	2 / 3	67
3 Points	1 / 1	100
Free Throws	4 / 8	50

9 TANG Wei-Chieh



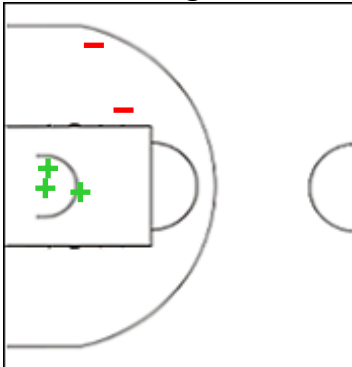
	M / A	%
Fied Goals	1 / 6	17
2 Points	1 / 6	17
3 Points	0 / 0	0
Free Throws	1 / 1	100

15 CHANG Chen-Ya



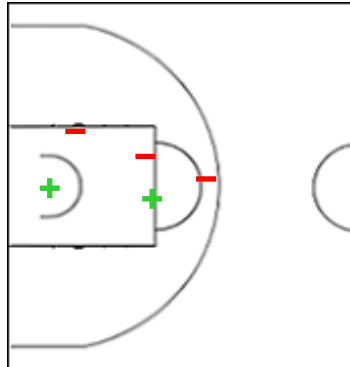
	M / A	%
Fied Goals	1 / 5	20
2 Points	0 / 3	0
3 Points	1 / 2	50
Free Throws	1 / 4	25

18 WU I Ping



	M / A	%
Fied Goals	4 / 8	50
2 Points	3 / 5	60
3 Points	1 / 3	33
Free Throws	1 / 2	50

20 SUN Szu-Yao



	M / A	%
Fied Goals	2 / 5	40
2 Points	2 / 5	40
3 Points	0 / 0	0
Free Throws	2 / 2	100

GLOBAL PARTNERS





Shot Chart

TPE 56 vs 97 CHN

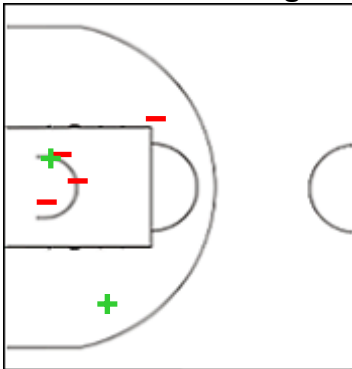
(14-34, 12-21, 16-19, 14-23)

Scoring by 5 min intervals:

	Q1		Q2		Q3		Q4	
TPE	6	14	18	26	31	42	51	56
CHN	20	34	41	55	64	74	84	97

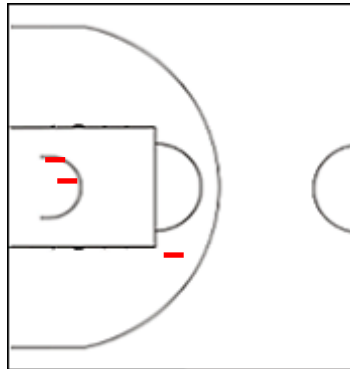
TPE - Chinese Taipei

69 LU Chun Hsiang



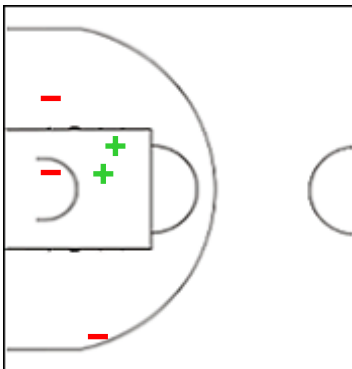
	M / A	%
Fied Goals	4 / 14	29
2 Points	2 / 6	33
3 Points	2 / 8	25
Free Throws	0 / 0	0

89 CHEN Chao Hao



	M / A	%
Fied Goals	1 / 5	20
2 Points	0 / 3	0
3 Points	1 / 2	50
Free Throws	2 / 2	100

95 CHOU Wei Chen



	M / A	%
Fied Goals	2 / 5	40
2 Points	2 / 5	40
3 Points	0 / 0	0
Free Throws	1 / 2	50

GLOBAL PARTNERS





Shot Chart

TPE 56 vs 97 CHN

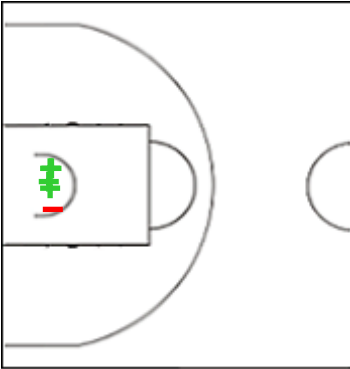
(14-34, 12-21, 16-19, 14-23)

Scoring by 5 min intervals:

	Q1		Q2		Q3		Q4	
TPE	6	14	18	26	31	42	51	56
CHN	20	34	41	55	64	74	84	97

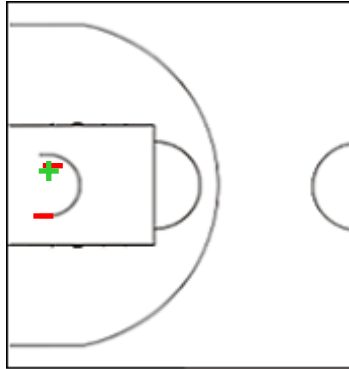
CHN - People 's Republic of China

7 SUN Minghui



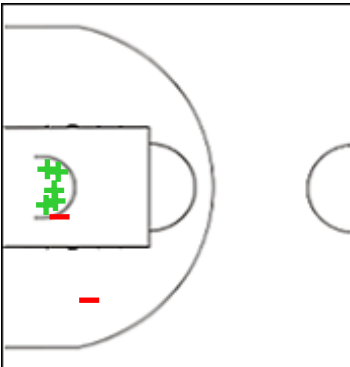
	M / A	%
Fied Goals	5 / 6	83
2 Points	4 / 5	80
3 Points	1 / 1	100
Free Throws	2 / 5	40

8 ZHAO Rui



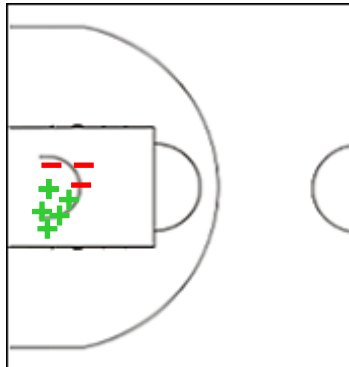
	M / A	%
Fied Goals	3 / 10	30
2 Points	1 / 3	33
3 Points	2 / 7	29
Free Throws	0 / 0	0

14 WANG Zhelin



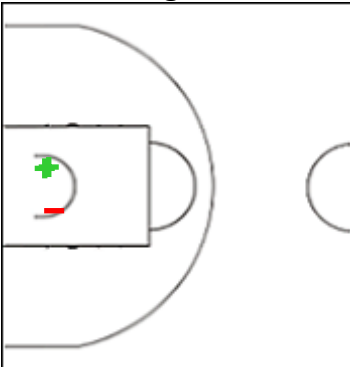
	M / A	%
Fied Goals	5 / 7	71
2 Points	5 / 7	71
3 Points	0 / 0	0
Free Throws	6 / 9	67

15 ZHOU Qi



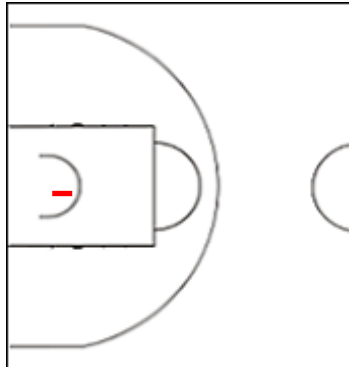
	M / A	%
Fied Goals	7 / 11	64
2 Points	7 / 10	70
3 Points	0 / 1	0
Free Throws	2 / 6	33

23 HU Mingxuan



	M / A	%
Fied Goals	2 / 7	29
2 Points	2 / 3	67
3 Points	0 / 4	0
Free Throws	2 / 2	100

24 REN Junwei



	M / A	%
Fied Goals	1 / 2	50
2 Points	0 / 1	0
3 Points	1 / 1	100
Free Throws	0 / 0	0

GLOBAL PARTNERS





Shot Chart

TPE 56 vs 97 CHN

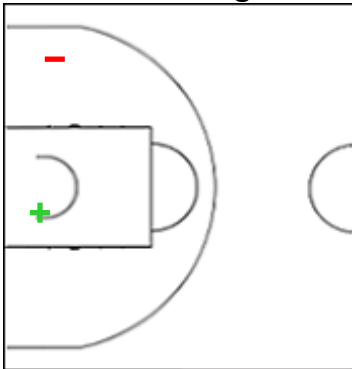
(14-34, 12-21, 16-19, 14-23)

Scoring by 5 min intervals:

	Q1		Q2		Q3		Q4	
TPE	6	14	18	26	31	42	51	56
CHN	20	34	41	55	64	74	84	97

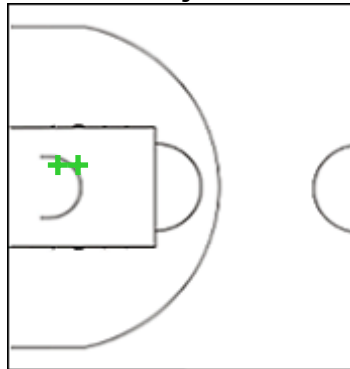
CHN - People 's Republic of China

26 ZHU Junlong



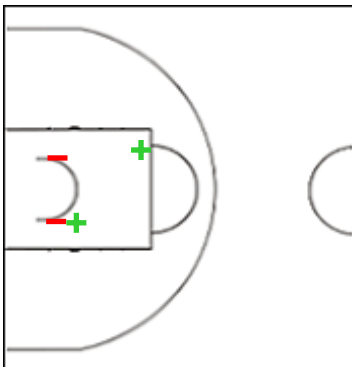
	M / A	%
Fied Goals	3 / 4	75
2 Points	1 / 2	50
3 Points	2 / 2	100
Free Throws	0 / 0	0

28 SHEN Zijie



	M / A	%
Fied Goals	2 / 2	100
2 Points	2 / 2	100
3 Points	0 / 0	0
Free Throws	2 / 2	100

30 XU Jie



	M / A	%
Fied Goals	4 / 12	33
2 Points	2 / 4	50
3 Points	2 / 8	25
Free Throws	0 / 0	0

GLOBAL PARTNERS





Shot Chart

TPE 56 vs 97 CHN

(14-34, 12-21, 16-19, 14-23)

Scoring by 5 min intervals:

	Q1		Q2		Q3		Q4	
TPE	6	14	18	26	31	42	51	56
CHN	20	34	41	55	64	74	84	97

TPE - Chinese Taipei

CHN - People 's Republic of China



	M / A	%
Fied Goals	18 / 57	32
2 Points	12 / 39	31
3 Points	6 / 18	33
Free Throws	14 / 25	56

%	M / A	
55	35 / 64	Fied Goals
65	24 / 37	2 Points
41	11 / 27	3 Points
62	16 / 26	Free Throws

GLOBAL PARTNERS

