



Shot Chart

PHI 84 vs 46 KSA

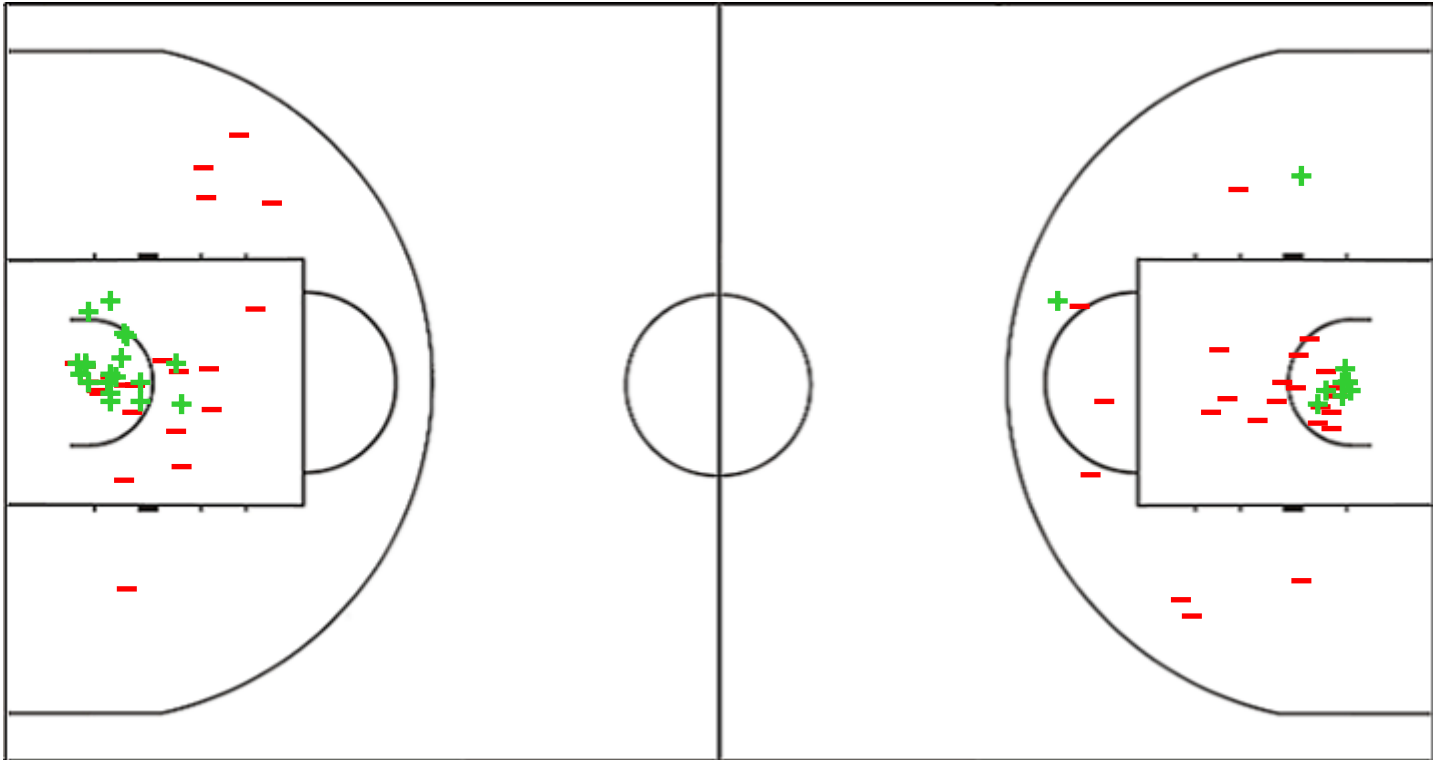
(11-14, 26-14, 24-8, 23-10)

Scoring by 5 min intervals:

| | Q1 | | Q2 | | Q3 | | Q4 | |
|-----|----|----|----|----|----|----|----|----|
| PHI | 5 | 11 | 25 | 37 | 48 | 61 | 77 | 84 |
| KSA | 9 | 14 | 22 | 28 | 32 | 36 | 42 | 46 |

PHI - Philippines

KSA - Saudi Arabia



| PHI | M / A | % |
|-------------|---------|----|
| Fied Goals | 28 / 66 | 42 |
| 2 Points | 19 / 43 | 44 |
| 3 Points | 9 / 23 | 39 |
| Free Throws | 19 / 23 | 83 |

| % | M / A | KSA |
|----|---------|-------------|
| 24 | 16 / 68 | Fied Goals |
| 31 | 11 / 35 | 2 Points |
| 15 | 5 / 33 | 3 Points |
| 56 | 9 / 16 | Free Throws |

GLOBAL PARTNERS





Shot Chart

PHI 84 vs 46 KSA

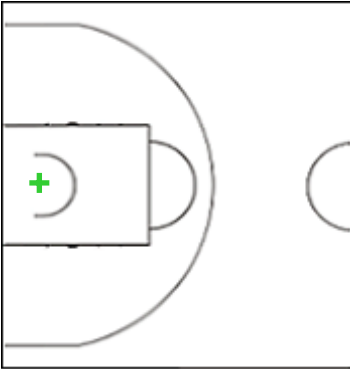
(11-14, 26-14, 24-8, 23-10)

Scoring by 5 min intervals:

| | Q1 | | Q2 | | Q3 | | Q4 | |
|-----|----|----|----|----|----|----|----|----|
| PHI | 5 | 11 | 25 | 37 | 48 | 61 | 77 | 84 |
| KSA | 9 | 14 | 22 | 28 | 32 | 36 | 42 | 46 |

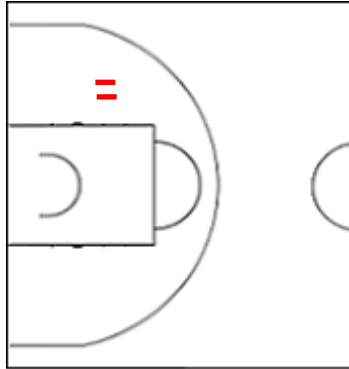
PHI - Philippines

0 RAVENA Thirdy



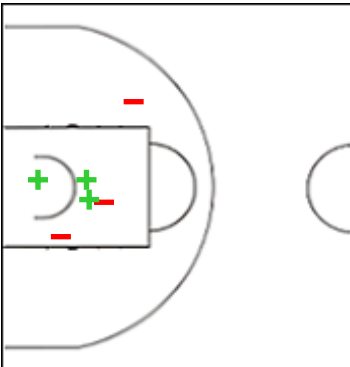
| | M / A | % |
|-------------|-------|-----|
| Fied Goals | 1 / 2 | 50 |
| 2 Points | 1 / 1 | 100 |
| 3 Points | 0 / 1 | 0 |
| Free Throws | 2 / 2 | 100 |

3 NEWSOME Christopher



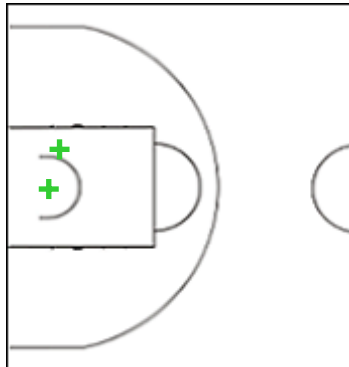
| | M / A | % |
|-------------|-------|---|
| Fied Goals | 0 / 2 | 0 |
| 2 Points | 0 / 2 | 0 |
| 3 Points | 0 / 0 | 0 |
| Free Throws | 0 / 0 | 0 |

6 CLARKSON Jordan



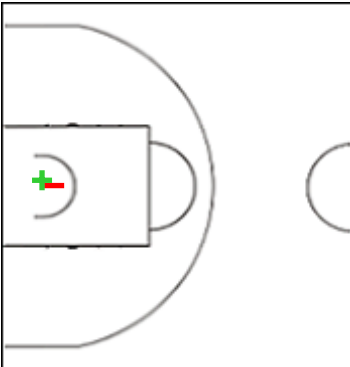
| | M / A | % |
|-------------|--------|----|
| Fied Goals | 8 / 14 | 57 |
| 2 Points | 3 / 6 | 50 |
| 3 Points | 5 / 8 | 63 |
| Free Throws | 2 / 3 | 67 |

7 OFTANA Calvin John



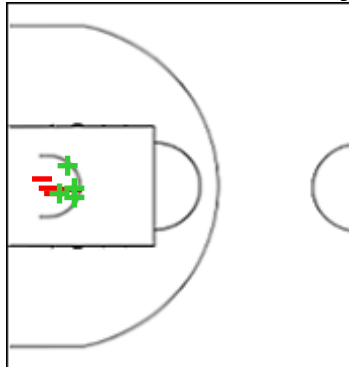
| | M / A | % |
|-------------|-------|-----|
| Fied Goals | 2 / 3 | 67 |
| 2 Points | 2 / 2 | 100 |
| 3 Points | 0 / 1 | 0 |
| Free Throws | 2 / 2 | 100 |

8 THOMPSON Scottie



| | M / A | % |
|-------------|-------|----|
| Fied Goals | 1 / 2 | 50 |
| 2 Points | 1 / 2 | 50 |
| 3 Points | 0 / 0 | 0 |
| Free Throws | 0 / 0 | 0 |

11 SOTTO Kai Zachary



| | M / A | % |
|-------------|--------|----|
| Fied Goals | 4 / 10 | 40 |
| 2 Points | 4 / 9 | 44 |
| 3 Points | 0 / 1 | 0 |
| Free Throws | 8 / 11 | 73 |

GLOBAL PARTNERS





Shot Chart

PHI 84 vs 46 KSA

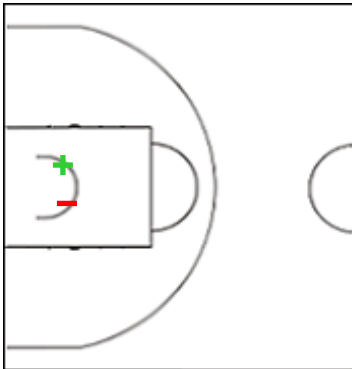
(11-14, 26-14, 24-8, 23-10)

Scoring by 5 min intervals:

| | Q1 | | Q2 | | Q3 | | Q4 | |
|-----|----|----|----|----|----|----|----|----|
| PHI | 5 | 11 | 25 | 37 | 48 | 61 | 77 | 84 |
| KSA | 9 | 14 | 22 | 28 | 32 | 36 | 42 | 46 |

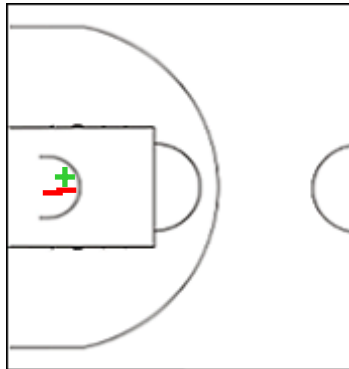
PHI - Philippines

13 MALONZO Jamie James



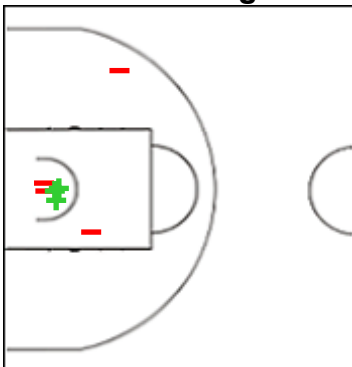
| | M / A | % |
|-------------|-------|----|
| Fied Goals | 1 / 5 | 20 |
| 2 Points | 1 / 2 | 50 |
| 3 Points | 0 / 3 | 0 |
| Free Throws | 0 / 0 | 0 |

15 RAVENA Kiefer



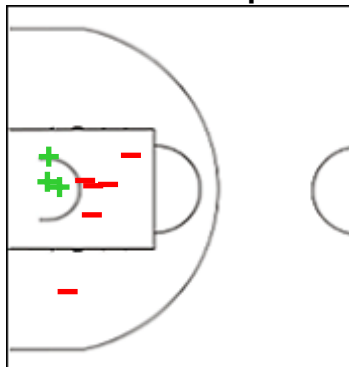
| | M / A | % |
|-------------|-------|-----|
| Fied Goals | 3 / 5 | 60 |
| 2 Points | 1 / 3 | 33 |
| 3 Points | 2 / 2 | 100 |
| Free Throws | 0 / 0 | 0 |

24 RAMOS Dwight



| | M / A | % |
|-------------|--------|----|
| Fied Goals | 4 / 10 | 40 |
| 2 Points | 3 / 7 | 43 |
| 3 Points | 1 / 3 | 33 |
| Free Throws | 0 / 0 | 0 |

25 AGUILAR Japeth



| | M / A | % |
|-------------|-------|-----|
| Fied Goals | 3 / 9 | 33 |
| 2 Points | 3 / 9 | 33 |
| 3 Points | 0 / 0 | 0 |
| Free Throws | 2 / 2 | 100 |

GLOBAL PARTNERS





Shot Chart

PHI 84 vs 46 KSA

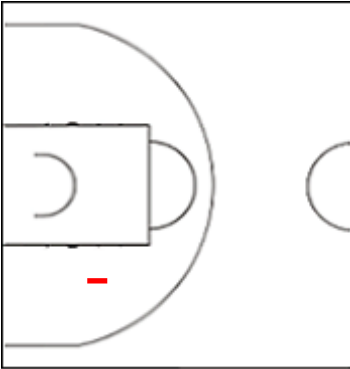
(11-14, 26-14, 24-8, 23-10)

Scoring by 5 min intervals:

| | Q1 | | Q2 | | Q3 | | Q4 | |
|-----|----|----|----|----|----|----|----|----|
| PHI | 5 | 11 | 25 | 37 | 48 | 61 | 77 | 84 |
| KSA | 9 | 14 | 22 | 28 | 32 | 36 | 42 | 46 |

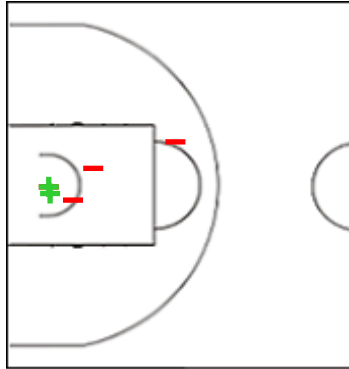
KSA - Saudi Arabia

2 ALMUWALLAD Ayman Belals



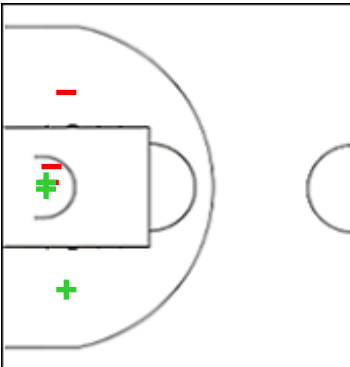
| | M / A | % |
|-------------|-------|----|
| Fied Goals | 1 / 3 | 33 |
| 2 Points | 0 / 1 | 0 |
| 3 Points | 1 / 2 | 50 |
| Free Throws | 1 / 2 | 50 |

4 ALMARWANI Mohammed



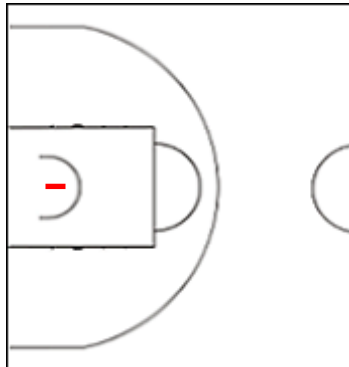
| | M / A | % |
|-------------|-------|----|
| Fied Goals | 3 / 9 | 33 |
| 2 Points | 2 / 6 | 33 |
| 3 Points | 1 / 3 | 33 |
| Free Throws | 1 / 2 | 50 |

6 ALMARWANI Mathna



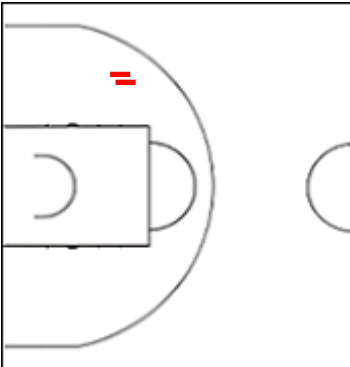
| | M / A | % |
|-------------|--------|----|
| Fied Goals | 4 / 12 | 33 |
| 2 Points | 3 / 6 | 50 |
| 3 Points | 1 / 6 | 17 |
| Free Throws | 0 / 2 | 0 |

7 ALSAGER Mohammed



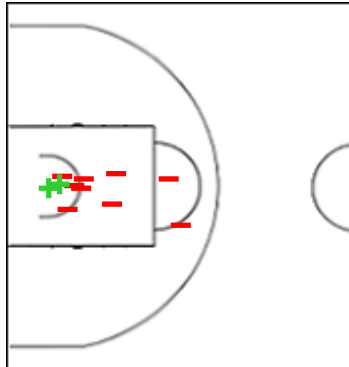
| | M / A | % |
|-------------|-------|---|
| Fied Goals | 0 / 3 | 0 |
| 2 Points | 0 / 1 | 0 |
| 3 Points | 0 / 2 | 0 |
| Free Throws | 0 / 0 | 0 |

8 BELAL Fahad



| | M / A | % |
|-------------|-------|----|
| Fied Goals | 1 / 9 | 11 |
| 2 Points | 0 / 2 | 0 |
| 3 Points | 1 / 7 | 14 |
| Free Throws | 0 / 0 | 0 |

10 ABDEL GABAR Khalid M



| | M / A | % |
|-------------|--------|-----|
| Fied Goals | 3 / 14 | 21 |
| 2 Points | 2 / 11 | 18 |
| 3 Points | 1 / 3 | 33 |
| Free Throws | 2 / 2 | 100 |

GLOBAL PARTNERS





Shot Chart

PHI 84 vs 46 KSA

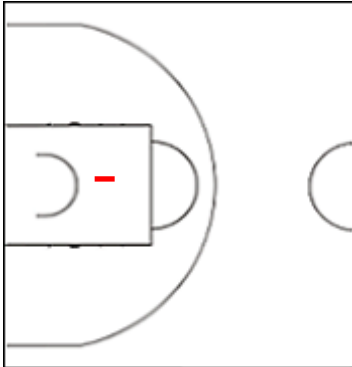
(11-14, 26-14, 24-8, 23-10)

Scoring by 5 min intervals:

| | Q1 | | Q2 | | Q3 | | Q4 | |
|-----|----|----|----|----|----|----|----|----|
| PHI | 5 | 11 | 25 | 37 | 48 | 61 | 77 | 84 |
| KSA | 9 | 14 | 22 | 28 | 32 | 36 | 42 | 46 |

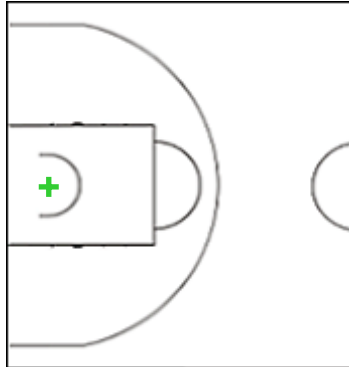
KSA - Saudi Arabia

15 ABO JALAS Nassir



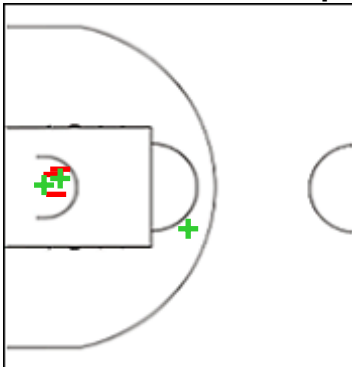
| | M / A | % |
|-------------|-------|-----|
| Fied Goals | 0 / 3 | 0 |
| 2 Points | 0 / 1 | 0 |
| 3 Points | 0 / 2 | 0 |
| Free Throws | 2 / 2 | 100 |

35 MOHAMMED Thamer



| | M / A | % |
|-------------|-------|-----|
| Fied Goals | 1 / 1 | 100 |
| 2 Points | 1 / 1 | 100 |
| 3 Points | 0 / 0 | 0 |
| Free Throws | 0 / 0 | 0 |

99 KADI Musab Tariq M



| | M / A | % |
|-------------|--------|----|
| Fied Goals | 3 / 13 | 23 |
| 2 Points | 3 / 6 | 50 |
| 3 Points | 0 / 7 | 0 |
| Free Throws | 3 / 6 | 50 |

GLOBAL PARTNERS





Shot Chart

PHI 84 vs 46 KSA

(11-14, 26-14, 24-8, 23-10)

Scoring by 5 min intervals:

| | Q1 | | Q2 | | Q3 | | Q4 | |
|-----|----|----|----|----|----|----|----|----|
| PHI | 5 | 11 | 25 | 37 | 48 | 61 | 77 | 84 |
| KSA | 9 | 14 | 22 | 28 | 32 | 36 | 42 | 46 |

PHI - Philippines

KSA - Saudi Arabia



| | M / A | % |
|-------------|---------|----|
| Fied Goals | 28 / 66 | 42 |
| 2 Points | 19 / 43 | 44 |
| 3 Points | 9 / 23 | 39 |
| Free Throws | 19 / 23 | 83 |

| % | M / A | |
|----|---------|-------------|
| 24 | 16 / 68 | Fied Goals |
| 31 | 11 / 35 | 2 Points |
| 15 | 5 / 33 | 3 Points |
| 56 | 9 / 16 | Free Throws |

GLOBAL PARTNERS

