



Shot Chart

LBN 77 vs 65 NZL

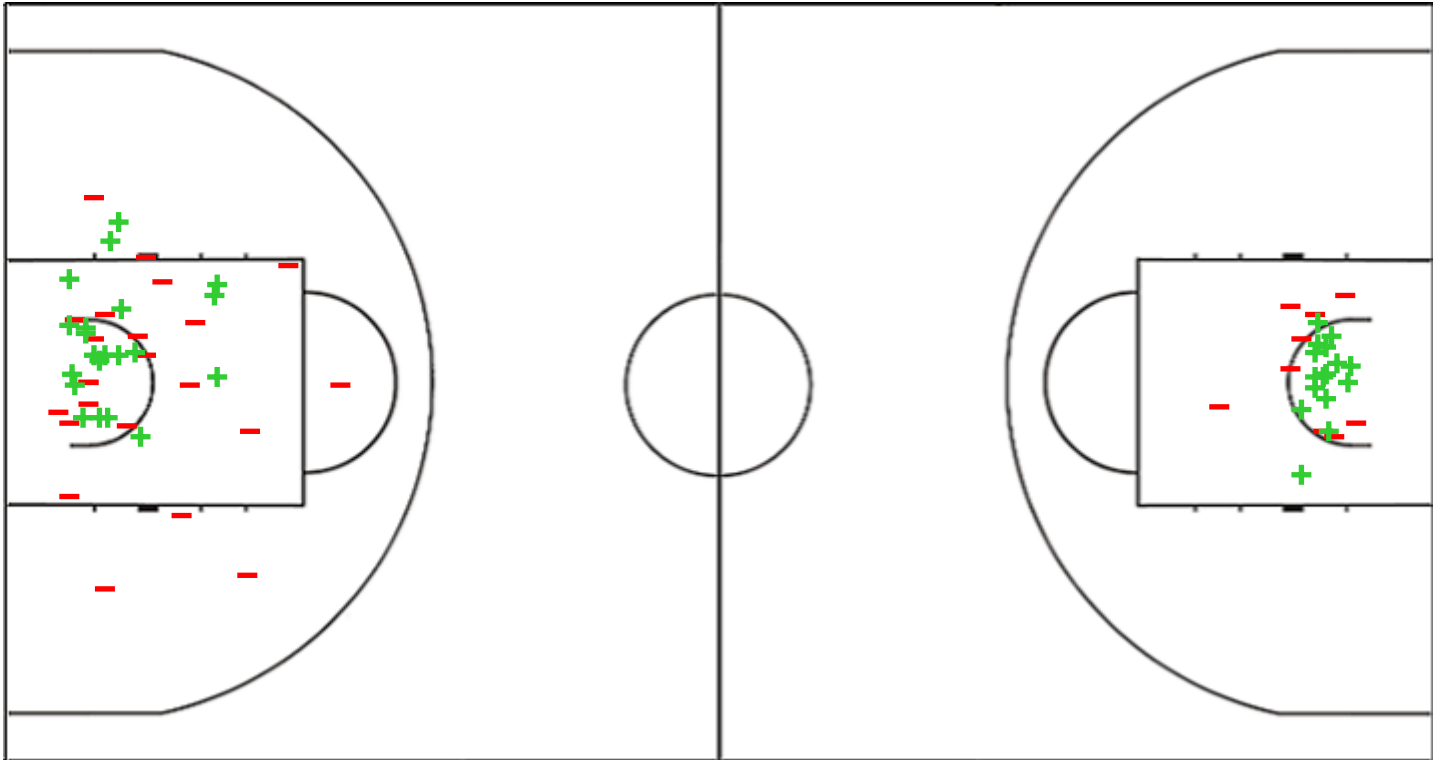
(18-22, 13-15, 22-11, 24-17)

Scoring by 5 min intervals:

|     | Q1 |    | Q2 |    | Q3 |    | Q4 |    |
|-----|----|----|----|----|----|----|----|----|
| LBN | 10 | 18 | 26 | 31 | 45 | 53 | 63 | 77 |
| NZL | 14 | 22 | 32 | 37 | 41 | 48 | 59 | 65 |

LBN - Lebanon

NZL - New Zealand



| LBN         | M / A   | %  |
|-------------|---------|----|
| Fied Goals  | 30 / 77 | 39 |
| 2 Points    | 21 / 44 | 48 |
| 3 Points    | 9 / 33  | 27 |
| Free Throws | 8 / 13  | 62 |

| %  | M / A   | NZL         |
|----|---------|-------------|
| 42 | 22 / 53 | Fied Goals  |
| 65 | 17 / 26 | 2 Points    |
| 19 | 5 / 27  | 3 Points    |
| 80 | 16 / 20 | Free Throws |

GLOBAL PARTNERS





Shot Chart

LBN 77 vs 65 NZL

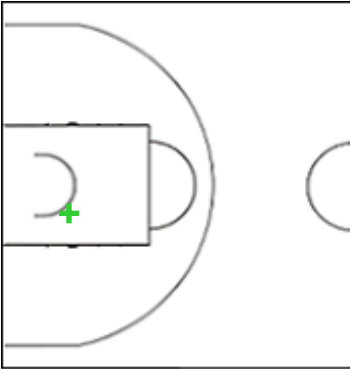
(18-22, 13-15, 22-11, 24-17)

Scoring by 5 min intervals:

|     | Q1 |    | Q2 |    | Q3 |    | Q4 |    |
|-----|----|----|----|----|----|----|----|----|
| LBN | 10 | 18 | 26 | 31 | 45 | 53 | 63 | 77 |
| NZL | 14 | 22 | 32 | 37 | 41 | 48 | 59 | 65 |

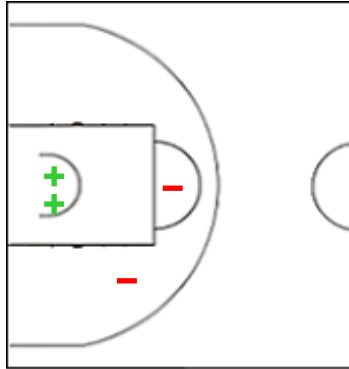
LBN - Lebanon

3 KHOUEIRY Marc



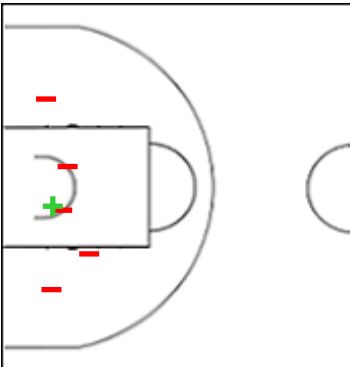
|             | M / A | %   |
|-------------|-------|-----|
| Fied Goals  | 1 / 1 | 100 |
| 2 Points    | 1 / 1 | 100 |
| 3 Points    | 0 / 0 | 0   |
| Free Throws | 0 / 0 | 0   |

7 ZEINOUN Karim



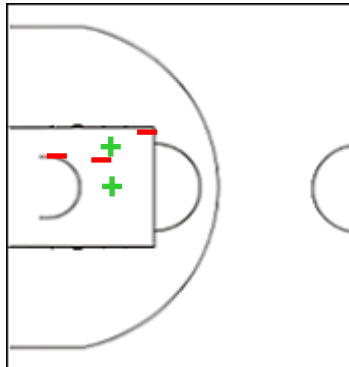
|             | M / A | %  |
|-------------|-------|----|
| Fied Goals  | 4 / 8 | 50 |
| 2 Points    | 2 / 4 | 50 |
| 3 Points    | 2 / 4 | 50 |
| Free Throws | 0 / 0 | 0  |

8 KHALIL Jad



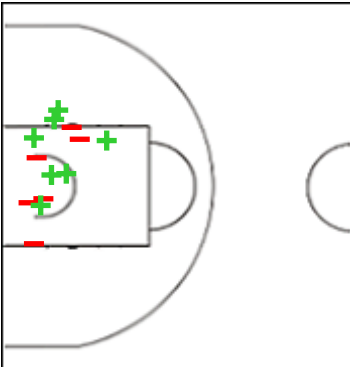
|             | M / A  | %   |
|-------------|--------|-----|
| Fied Goals  | 3 / 15 | 20  |
| 2 Points    | 1 / 6  | 17  |
| 3 Points    | 2 / 9  | 22  |
| Free Throws | 3 / 3  | 100 |

10 MANSOUR Aii



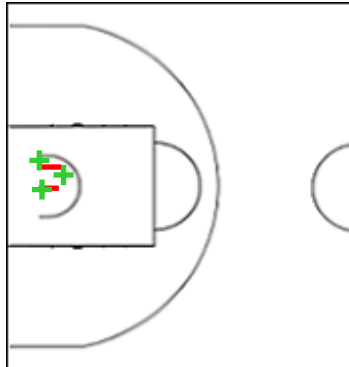
|             | M / A | %   |
|-------------|-------|-----|
| Fied Goals  | 3 / 8 | 38  |
| 2 Points    | 2 / 5 | 40  |
| 3 Points    | 1 / 3 | 33  |
| Free Throws | 2 / 2 | 100 |

11 HAIDAR Ali



|             | M / A  | %  |
|-------------|--------|----|
| Fied Goals  | 9 / 19 | 47 |
| 2 Points    | 7 / 13 | 54 |
| 3 Points    | 2 / 6  | 33 |
| Free Throws | 1 / 4  | 25 |

14 EZZEDINE Karim Raphael



|             | M / A | %  |
|-------------|-------|----|
| Fied Goals  | 3 / 5 | 60 |
| 2 Points    | 3 / 5 | 60 |
| 3 Points    | 0 / 0 | 0  |
| Free Throws | 2 / 4 | 50 |

GLOBAL PARTNERS





Shot Chart

LBN 77 vs 65 NZL

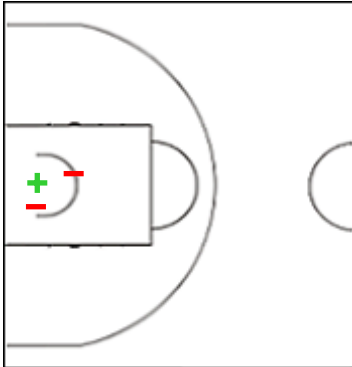
(18-22, 13-15, 22-11, 24-17)

Scoring by 5 min intervals:

|     | Q1 |    | Q2 |    | Q3 |    | Q4 |    |
|-----|----|----|----|----|----|----|----|----|
| LBN | 10 | 18 | 26 | 31 | 45 | 53 | 63 | 77 |
| NZL | 14 | 22 | 32 | 37 | 41 | 48 | 59 | 65 |

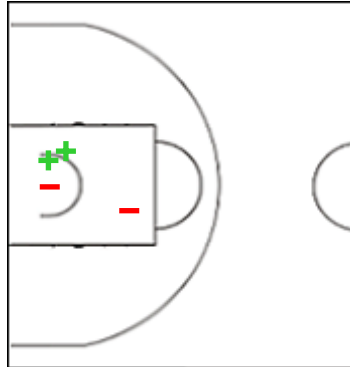
LBN - Lebanon

21 ARLEDGE Jonathan



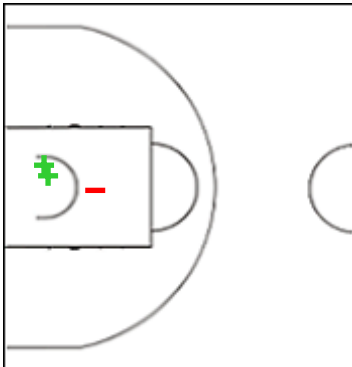
|             | M / A | %  |
|-------------|-------|----|
| Fied Goals  | 1 / 4 | 25 |
| 2 Points    | 1 / 3 | 33 |
| 3 Points    | 0 / 1 | 0  |
| Free Throws | 0 / 0 | 0  |

24 GYOKCHYAN Hayk



|             | M / A  | %  |
|-------------|--------|----|
| Fied Goals  | 4 / 11 | 36 |
| 2 Points    | 2 / 4  | 50 |
| 3 Points    | 2 / 7  | 29 |
| Free Throws | 0 / 0  | 0  |

25 MEZHER Aii



|             | M / A | %  |
|-------------|-------|----|
| Fied Goals  | 2 / 4 | 50 |
| 2 Points    | 2 / 3 | 67 |
| 3 Points    | 0 / 1 | 0  |
| Free Throws | 0 / 0 | 0  |

GLOBAL PARTNERS





Shot Chart

LBN 77 vs 65 NZL

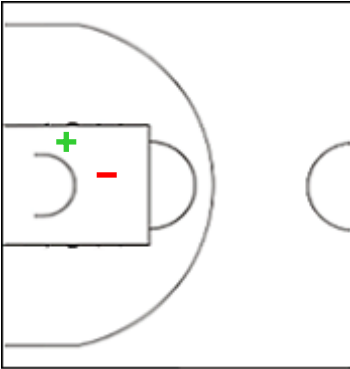
(18-22, 13-15, 22-11, 24-17)

Scoring by 5 min intervals:

|     | Q1 |    | Q2 |    | Q3 |    | Q4 |    |
|-----|----|----|----|----|----|----|----|----|
| LBN | 10 | 18 | 26 | 31 | 45 | 53 | 63 | 77 |
| NZL | 14 | 22 | 32 | 37 | 41 | 48 | 59 | 65 |

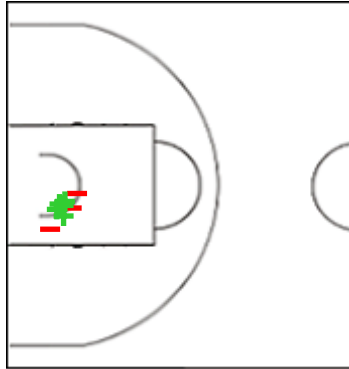
NZL - New Zealand

0 MCNAUGHT Alexander



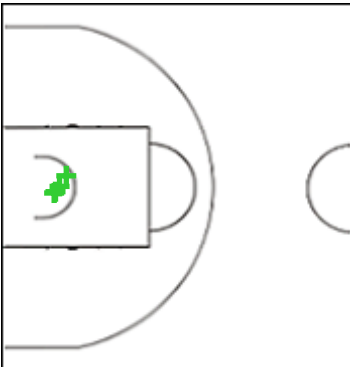
|             | M / A | %  |
|-------------|-------|----|
| Fied Goals  | 1 / 2 | 50 |
| 2 Points    | 1 / 2 | 50 |
| 3 Points    | 0 / 0 | 0  |
| Free Throws | 3 / 4 | 75 |

5 BRITT Taylor



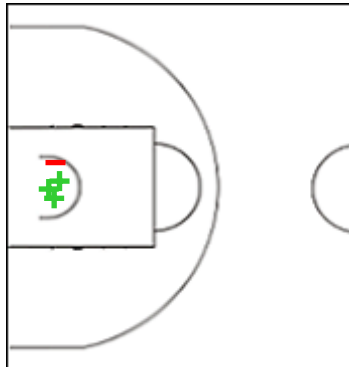
|             | M / A | %  |
|-------------|-------|----|
| Fied Goals  | 5 / 8 | 63 |
| 2 Points    | 5 / 8 | 63 |
| 3 Points    | 0 / 0 | 0  |
| Free Throws | 1 / 2 | 50 |

12 RUSBATCH Ethan



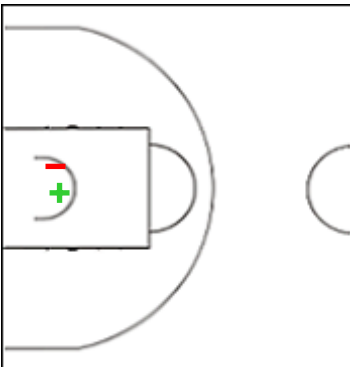
|             | M / A | %   |
|-------------|-------|-----|
| Fied Goals  | 5 / 9 | 56  |
| 2 Points    | 4 / 4 | 100 |
| 3 Points    | 1 / 5 | 20  |
| Free Throws | 2 / 2 | 100 |

15 HUNT Jordan



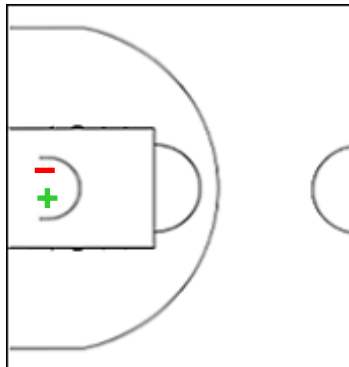
|             | M / A | %  |
|-------------|-------|----|
| Fied Goals  | 3 / 4 | 75 |
| 2 Points    | 3 / 4 | 75 |
| 3 Points    | 0 / 0 | 0  |
| Free Throws | 0 / 0 | 0  |

16 SMITH-MILNER Tohi



|             | M / A  | %  |
|-------------|--------|----|
| Fied Goals  | 5 / 12 | 42 |
| 2 Points    | 1 / 2  | 50 |
| 3 Points    | 4 / 10 | 40 |
| Free Throws | 3 / 4  | 75 |

20 NGATAI Jordan



|             | M / A | %   |
|-------------|-------|-----|
| Fied Goals  | 1 / 5 | 20  |
| 2 Points    | 1 / 2 | 50  |
| 3 Points    | 0 / 3 | 0   |
| Free Throws | 2 / 2 | 100 |

GLOBAL PARTNERS





Shot Chart

LBN 77 vs 65 NZL

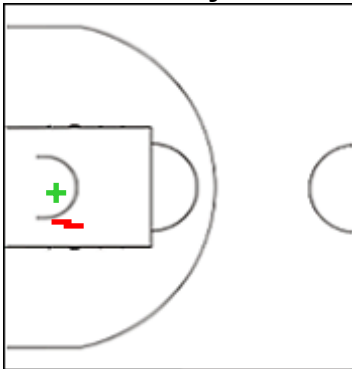
(18-22, 13-15, 22-11, 24-17)

Scoring by 5 min intervals:

|     | Q1 |    | Q2 |    | Q3 |    | Q4 |    |
|-----|----|----|----|----|----|----|----|----|
| LBN | 10 | 18 | 26 | 31 | 45 | 53 | 63 | 77 |
| NZL | 14 | 22 | 32 | 37 | 41 | 48 | 59 | 65 |

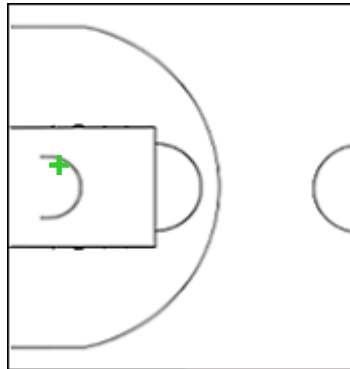
NZL - New Zealand

22 HARRIS Hyrum



|             | M / A | %  |
|-------------|-------|----|
| Fied Goals  | 1 / 5 | 20 |
| 2 Points    | 1 / 3 | 33 |
| 3 Points    | 0 / 2 | 0  |
| Free Throws | 5 / 6 | 83 |

42 FOTU Dan



|             | M / A | %   |
|-------------|-------|-----|
| Fied Goals  | 1 / 2 | 50  |
| 2 Points    | 1 / 1 | 100 |
| 3 Points    | 0 / 1 | 0   |
| Free Throws | 0 / 0 | 0   |

GLOBAL PARTNERS





Shot Chart

LBN 77 vs 65 NZL

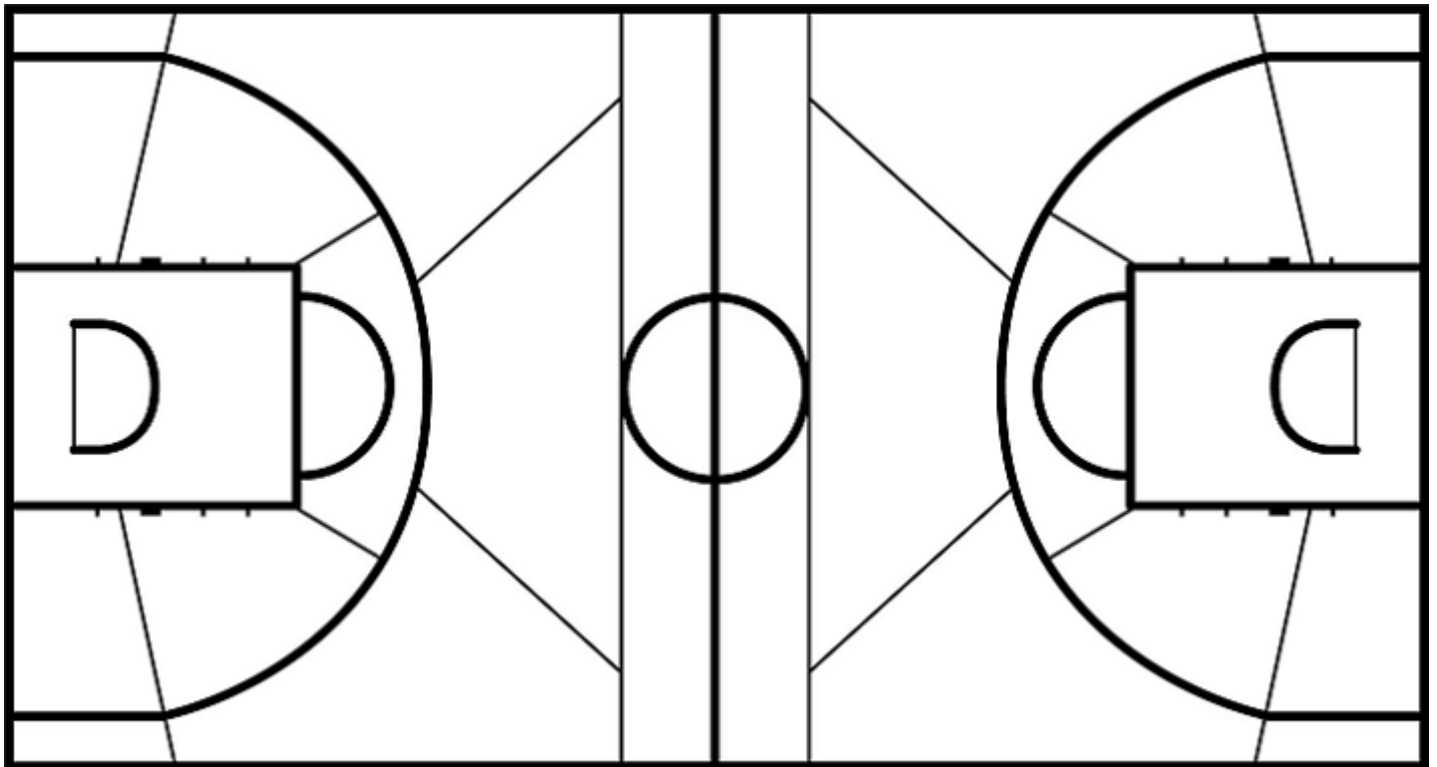
(18-22, 13-15, 22-11, 24-17)

Scoring by 5 min intervals:

|     | Q1 |    | Q2 |    | Q3 |    | Q4 |    |
|-----|----|----|----|----|----|----|----|----|
| LBN | 10 | 18 | 26 | 31 | 45 | 53 | 63 | 77 |
| NZL | 14 | 22 | 32 | 37 | 41 | 48 | 59 | 65 |

LBN - Lebanon

NZL - New Zealand



|             | M / A   | %  |
|-------------|---------|----|
| Fied Goals  | 30 / 77 | 39 |
| 2 Points    | 21 / 44 | 48 |
| 3 Points    | 9 / 33  | 27 |
| Free Throws | 8 / 13  | 62 |

| %  | M / A   |             |
|----|---------|-------------|
| 42 | 22 / 53 | Fied Goals  |
| 65 | 17 / 26 | 2 Points    |
| 19 | 5 / 27  | 3 Points    |
| 80 | 16 / 20 | Free Throws |

GLOBAL PARTNERS

