



Shot Chart

JPN 95 vs 72 BRN

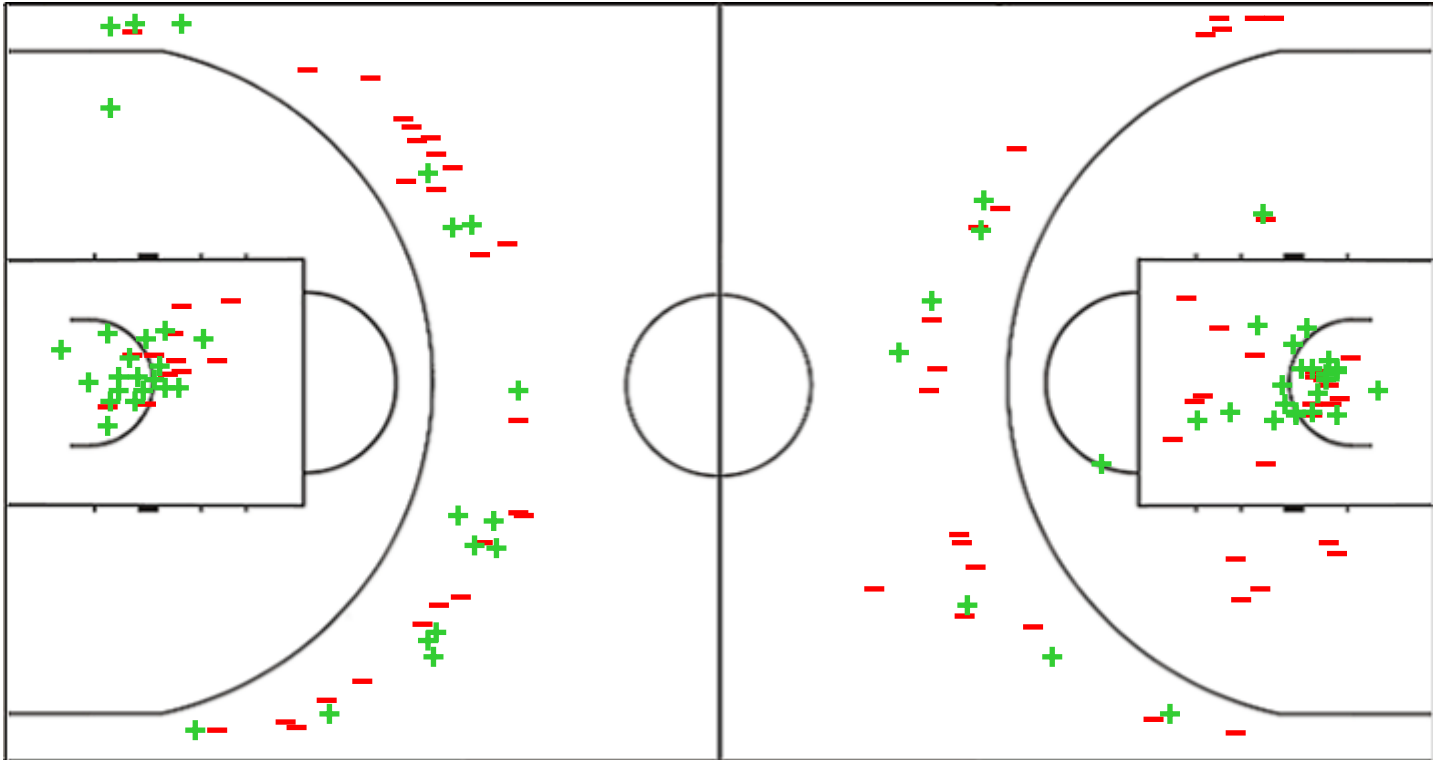
(32-19, 19-16, 22-22, 22-15)

Scoring by 5 min intervals:

| | Q1 | | Q2 | | Q3 | | Q4 | |
|------------|----|----|----|----|----|----|----|----|
| JPN | 18 | 32 | 42 | 51 | 65 | 73 | 83 | 95 |
| BRN | 7 | 19 | 28 | 35 | 46 | 57 | 63 | 72 |

JPN - Japan

BRN - Bahrain



| JPN | M / A | % |
|-------------|---------|----|
| Fied Goals | 35 / 71 | 49 |
| 2 Points | 19 / 30 | 63 |
| 3 Points | 16 / 41 | 39 |
| Free Throws | 9 / 13 | 69 |

| % | M / A | BRN |
|----|---------|-------------|
| 42 | 30 / 71 | Fied Goals |
| 52 | 23 / 44 | 2 Points |
| 26 | 7 / 27 | 3 Points |
| 38 | 5 / 13 | Free Throws |

GLOBAL PARTNERS





Shot Chart

JPN 95 vs 72 BRN

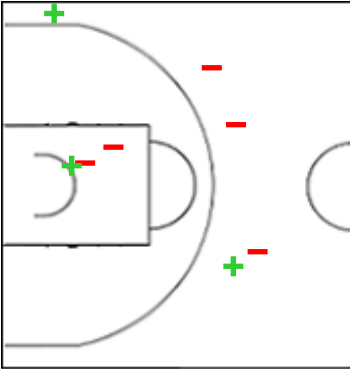
(32-19, 19-16, 22-22, 22-15)

Scoring by 5 min intervals:

| | Q1 | | Q2 | | Q3 | | Q4 | |
|-----|----|----|----|----|----|----|----|----|
| JPN | 18 | 32 | 42 | 51 | 65 | 73 | 83 | 95 |
| BRN | 7 | 19 | 28 | 35 | 46 | 57 | 63 | 72 |

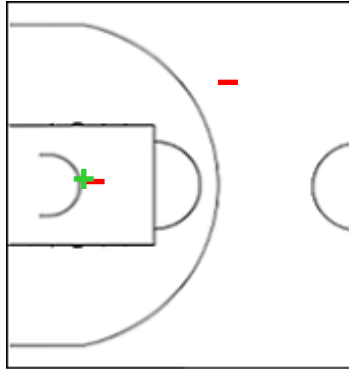
JPN - Japan

2 TOGASHI Yuki



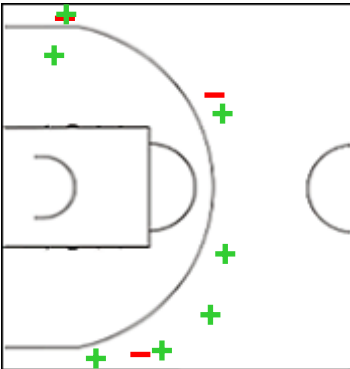
| | M / A | % |
|-------------|-------|----|
| Fied Goals | 3 / 8 | 38 |
| 2 Points | 1 / 3 | 33 |
| 3 Points | 2 / 5 | 40 |
| Free Throws | 0 / 2 | 0 |

6 HIEJIMA Makoto



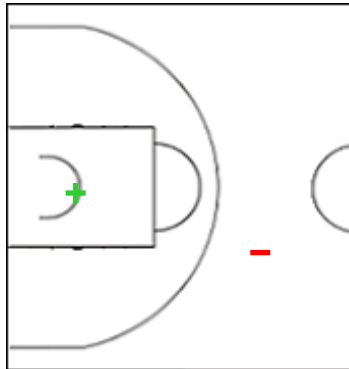
| | M / A | % |
|-------------|-------|----|
| Fied Goals | 1 / 3 | 33 |
| 2 Points | 1 / 2 | 50 |
| 3 Points | 0 / 1 | 0 |
| Free Throws | 1 / 2 | 50 |

17 SUDA Yutaroh



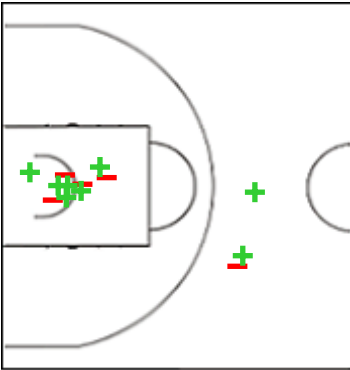
| | M / A | % |
|-------------|--------|-----|
| Fied Goals | 7 / 10 | 70 |
| 2 Points | 1 / 1 | 100 |
| 3 Points | 6 / 9 | 67 |
| Free Throws | 0 / 0 | 0 |

19 NISHIDA Yudai



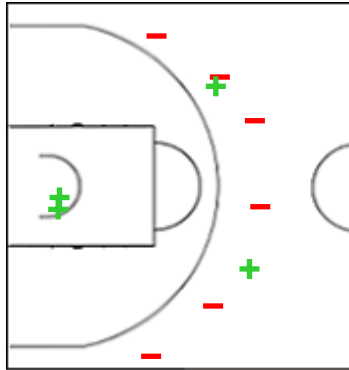
| | M / A | % |
|-------------|-------|-----|
| Fied Goals | 1 / 2 | 50 |
| 2 Points | 1 / 1 | 100 |
| 3 Points | 0 / 1 | 0 |
| Free Throws | 0 / 0 | 0 |

24 HAWKINSON Joshua



| | M / A | % |
|-------------|--------|-----|
| Fied Goals | 8 / 13 | 62 |
| 2 Points | 6 / 10 | 60 |
| 3 Points | 2 / 3 | 67 |
| Free Throws | 4 / 4 | 100 |

33 KAWAMURA Yuki



| | M / A | % |
|-------------|--------|-----|
| Fied Goals | 4 / 10 | 40 |
| 2 Points | 2 / 2 | 100 |
| 3 Points | 2 / 8 | 25 |
| Free Throws | 3 / 3 | 100 |

GLOBAL PARTNERS





Shot Chart

JPN 95 vs 72 BRN

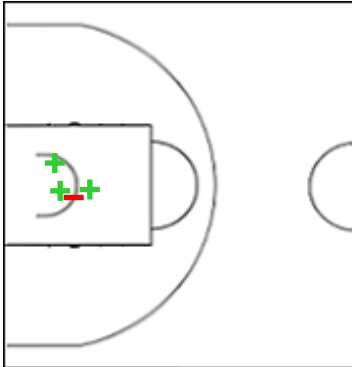
(32-19, 19-16, 22-22, 22-15)

Scoring by 5 min intervals:

| | Q1 | | Q2 | | Q3 | | Q4 | |
|-----|----|----|----|----|----|----|----|----|
| JPN | 18 | 32 | 42 | 51 | 65 | 73 | 83 | 95 |
| BRN | 7 | 19 | 28 | 35 | 46 | 57 | 63 | 72 |

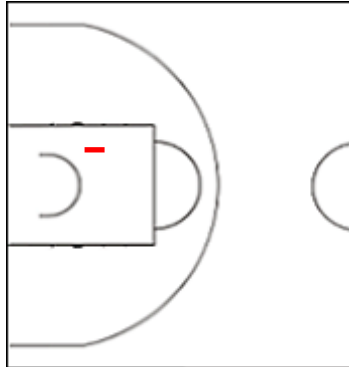
JPN - Japan

34 WATANABE Hugh



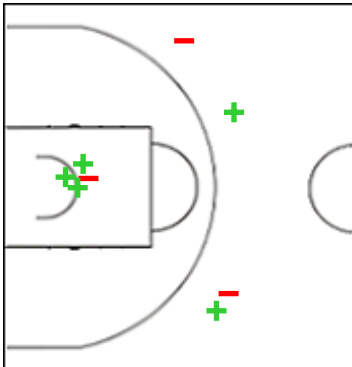
| | M / A | % |
|-------------|-------|----|
| Fied Goals | 3 / 4 | 75 |
| 2 Points | 3 / 4 | 75 |
| 3 Points | 0 / 0 | 0 |
| Free Throws | 0 / 0 | 0 |

45 TOEWS Kai



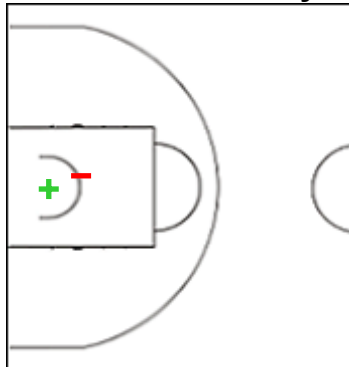
| | M / A | % |
|-------------|-------|---|
| Fied Goals | 0 / 1 | 0 |
| 2 Points | 0 / 1 | 0 |
| 3 Points | 0 / 0 | 0 |
| Free Throws | 0 / 0 | 0 |

91 YOSHII Hirotaka



| | M / A | % |
|-------------|-------|----|
| Fied Goals | 5 / 8 | 63 |
| 2 Points | 3 / 4 | 75 |
| 3 Points | 2 / 4 | 50 |
| Free Throws | 1 / 2 | 50 |

99 KAWAMATA Koya



| | M / A | % |
|-------------|-------|----|
| Fied Goals | 1 / 2 | 50 |
| 2 Points | 1 / 2 | 50 |
| 3 Points | 0 / 0 | 0 |
| Free Throws | 0 / 0 | 0 |

GLOBAL PARTNERS





Shot Chart

JPN 95 vs 72 BRN

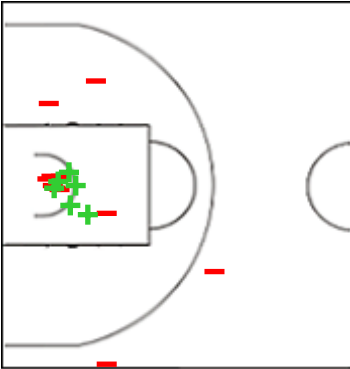
(32-19, 19-16, 22-22, 22-15)

Scoring by 5 min intervals:

| | Q1 | | Q2 | | Q3 | | Q4 | |
|-----|----|----|----|----|----|----|----|----|
| JPN | 18 | 32 | 42 | 51 | 65 | 73 | 83 | 95 |
| BRN | 7 | 19 | 28 | 35 | 46 | 57 | 63 | 72 |

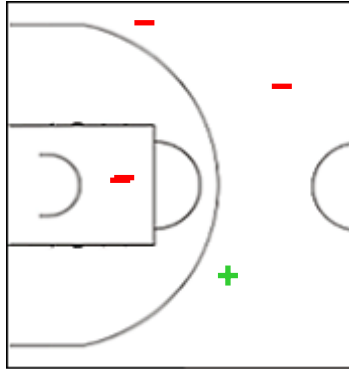
BRN - Bahrain

2 CHISM Devon Dwayne



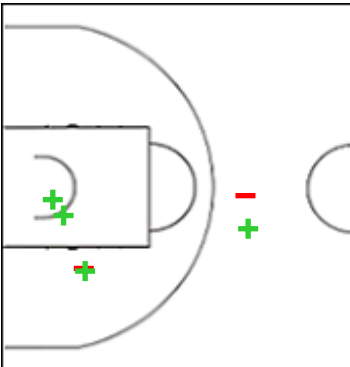
| | M / A | % |
|-------------|--------|----|
| Fied Goals | 6 / 17 | 35 |
| 2 Points | 6 / 15 | 40 |
| 3 Points | 0 / 2 | 0 |
| Free Throws | 2 / 6 | 33 |

3 HAJI Ahmed



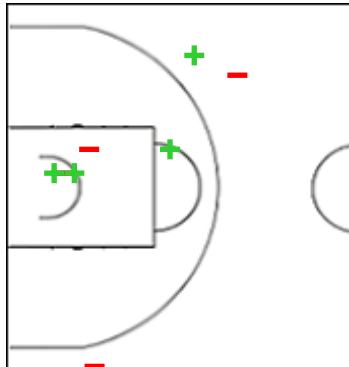
| | M / A | % |
|-------------|-------|----|
| Fied Goals | 1 / 5 | 20 |
| 2 Points | 0 / 2 | 0 |
| 3 Points | 1 / 3 | 33 |
| Free Throws | 0 / 0 | 0 |

6 RASHED Ali



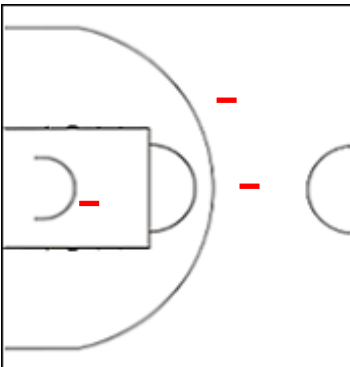
| | M / A | % |
|-------------|-------|----|
| Fied Goals | 4 / 6 | 67 |
| 2 Points | 3 / 4 | 75 |
| 3 Points | 1 / 2 | 50 |
| Free Throws | 0 / 0 | 0 |

7 ISA Maitham



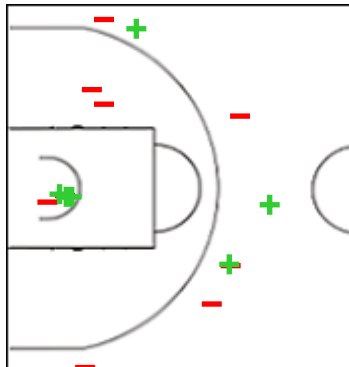
| | M / A | % |
|-------------|-------|-----|
| Fied Goals | 4 / 8 | 50 |
| 2 Points | 3 / 5 | 60 |
| 3 Points | 1 / 3 | 33 |
| Free Throws | 2 / 2 | 100 |

10 AZZAM Subah



| | M / A | % |
|-------------|-------|---|
| Fied Goals | 0 / 3 | 0 |
| 2 Points | 0 / 1 | 0 |
| 3 Points | 0 / 2 | 0 |
| Free Throws | 0 / 0 | 0 |

11 RASHED Mustafa



| | M / A | % |
|-------------|--------|----|
| Fied Goals | 6 / 15 | 40 |
| 2 Points | 3 / 6 | 50 |
| 3 Points | 3 / 9 | 33 |
| Free Throws | 0 / 1 | 0 |

GLOBAL PARTNERS





Shot Chart

JPN 95 vs 72 BRN

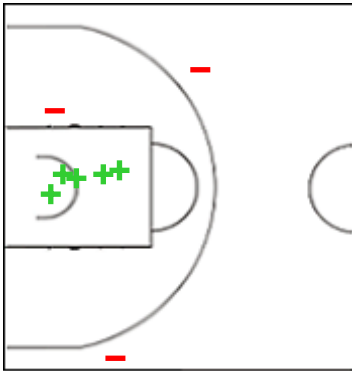
(32-19, 19-16, 22-22, 22-15)

Scoring by 5 min intervals:

| | Q1 | | Q2 | | Q3 | | Q4 | |
|-----|----|----|----|----|----|----|----|----|
| JPN | 18 | 32 | 42 | 51 | 65 | 73 | 83 | 95 |
| BRN | 7 | 19 | 28 | 35 | 46 | 57 | 63 | 72 |

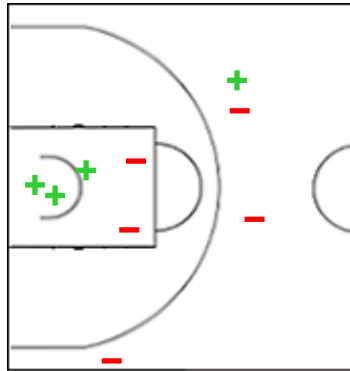
BRN - Bahrain

17 KADHEM Ali Jaber Hasan



| | M / A | % |
|-------------|-------|----|
| Fied Goals | 5 / 8 | 63 |
| 2 Points | 5 / 6 | 83 |
| 3 Points | 0 / 2 | 0 |
| Free Throws | 1 / 4 | 25 |

23 HAMOODA Mohammed



| | M / A | % |
|-------------|-------|----|
| Fied Goals | 4 / 9 | 44 |
| 2 Points | 3 / 5 | 60 |
| 3 Points | 1 / 4 | 25 |
| Free Throws | 0 / 0 | 0 |

GLOBAL PARTNERS





Shot Chart

JPN 95 vs 72 BRN

(32-19, 19-16, 22-22, 22-15)

Scoring by 5 min intervals:

| | Q1 | | Q2 | | Q3 | | Q4 | |
|-----|----|----|----|----|----|----|----|----|
| JPN | 18 | 32 | 42 | 51 | 65 | 73 | 83 | 95 |
| BRN | 7 | 19 | 28 | 35 | 46 | 57 | 63 | 72 |

JPN - Japan

BRN - Bahrain



| | M / A | % |
|-------------|---------|----|
| Fied Goals | 35 / 71 | 49 |
| 2 Points | 19 / 30 | 63 |
| 3 Points | 16 / 41 | 39 |
| Free Throws | 9 / 13 | 69 |

| % | M / A | |
|----|---------|-------------|
| 42 | 30 / 71 | Fied Goals |
| 52 | 23 / 44 | 2 Points |
| 26 | 7 / 27 | 3 Points |
| 38 | 5 / 13 | Free Throws |

GLOBAL PARTNERS

