



Shot Chart

NZL 106 vs 91 LBN

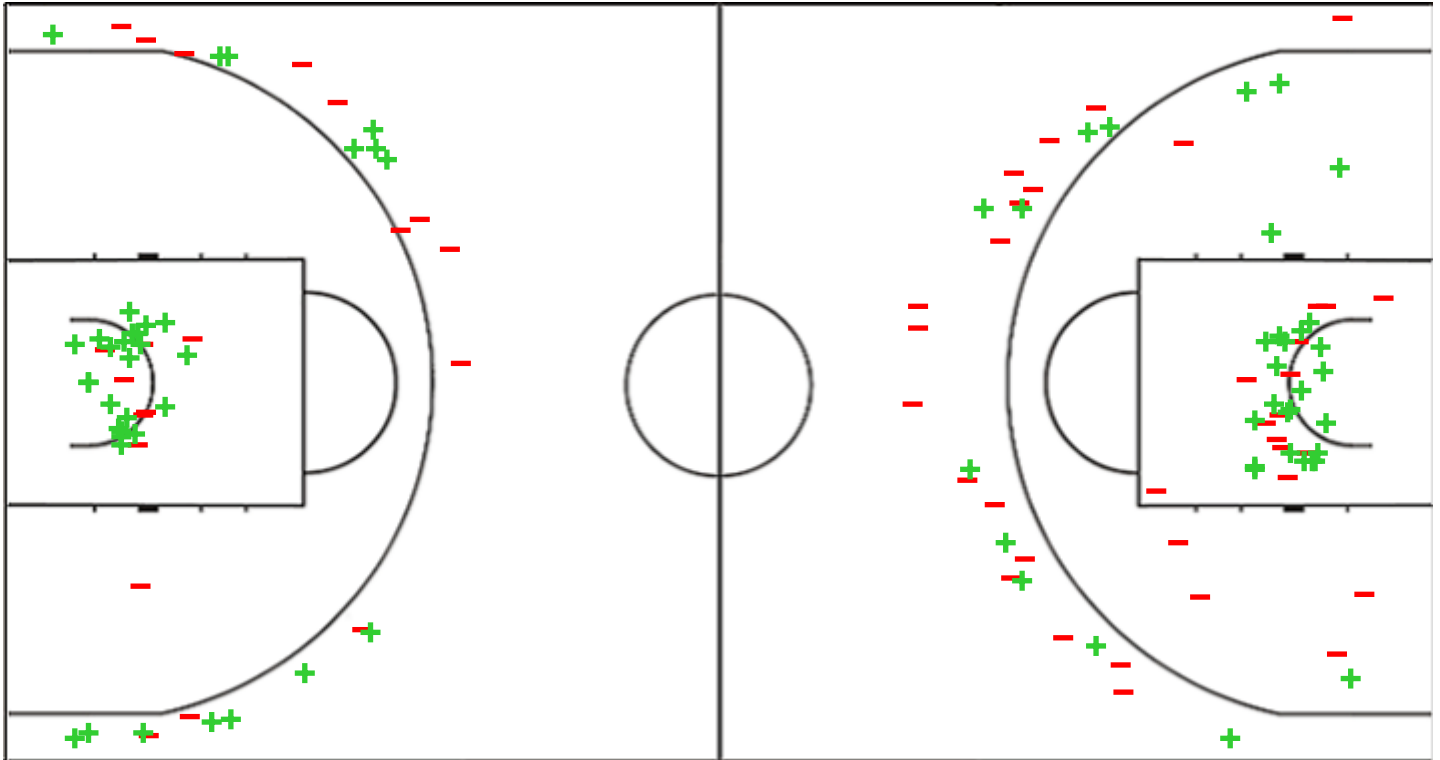
(30-20, 28-30, 26-30, 22-11)

Scoring by 5 min intervals:

	Q1		Q2		Q3		Q4	
NZL	16	30	46	58	73	84	97	106
LBN	13	20	33	50	64	80	91	91

NZL - New Zealand

LBN - Lebanon



NZL	M / A	%
Fied Goals	37 / 57	65
2 Points	23 / 31	74
3 Points	14 / 26	54
Free Throws	18 / 24	75

%	M / A	LBN
50	35 / 70	Fied Goals
59	26 / 44	2 Points
35	9 / 26	3 Points
75	12 / 16	Free Throws

GLOBAL PARTNERS





Shot Chart

NZL 106 vs 91 LBN

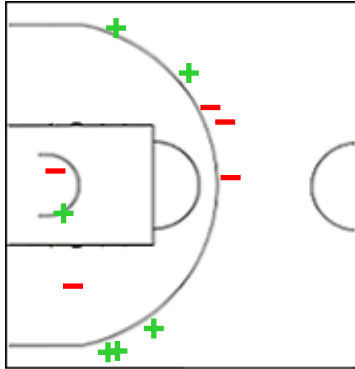
(30-20, 28-30, 26-30, 22-11)

Scoring by 5 min intervals:

	Q1		Q2		Q3		Q4	
NZL	16	30	46	58	73	84	97	106
LBN	13	20	33	50	64	80	91	91

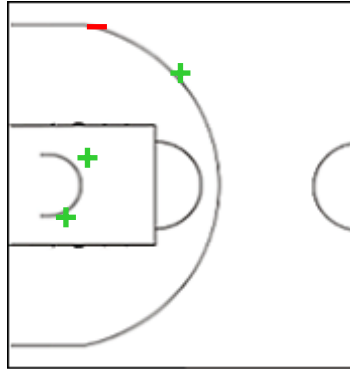
NZL - New Zealand

1 TE RANGI Reuben



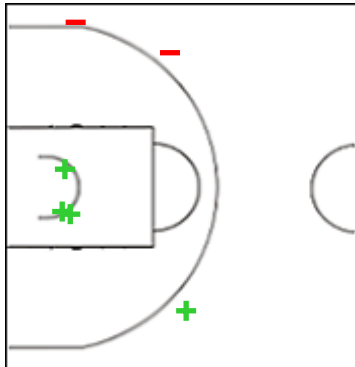
	M / A	%
Fied Goals	6 / 11	55
2 Points	1 / 3	33
3 Points	5 / 8	63
Free Throws	4 / 7	57

5 BRITT Taylor



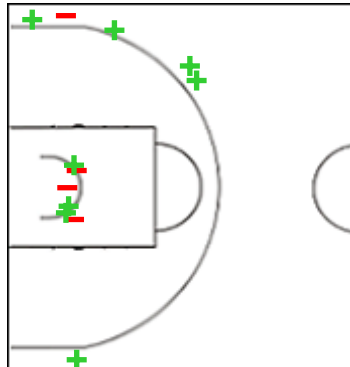
	M / A	%
Fied Goals	3 / 4	75
2 Points	2 / 2	100
3 Points	1 / 2	50
Free Throws	0 / 0	0

16 SMITH-MILNER Tohi



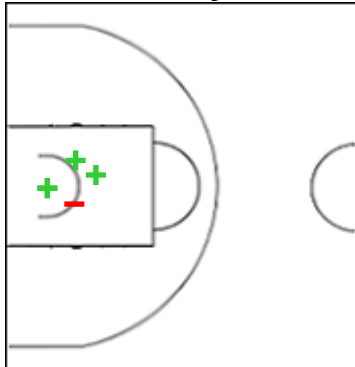
	M / A	%
Fied Goals	4 / 6	67
2 Points	3 / 3	100
3 Points	1 / 3	33
Free Throws	3 / 4	75

20 NGATAI Jordan



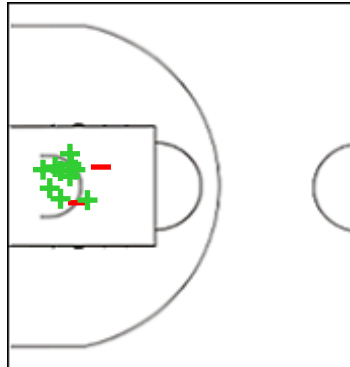
	M / A	%
Fied Goals	8 / 12	67
2 Points	3 / 6	50
3 Points	5 / 6	83
Free Throws	0 / 0	0

22 HARRIS Hyrum



	M / A	%
Fied Goals	4 / 5	80
2 Points	4 / 5	80
3 Points	0 / 0	0
Free Throws	6 / 6	100

42 FOTU Isaac



	M / A	%
Fied Goals	10 / 12	83
2 Points	10 / 12	83
3 Points	0 / 0	0
Free Throws	3 / 5	60

GLOBAL PARTNERS





Shot Chart

NZL 106 vs 91 LBN

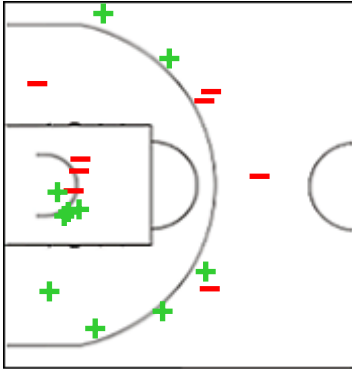
(30-20, 28-30, 26-30, 22-11)

Scoring by 5 min intervals:

	Q1		Q2		Q3		Q4	
NZL	16	30	46	58	73	84	97	106
LBN	13	20	33	50	64	80	91	91

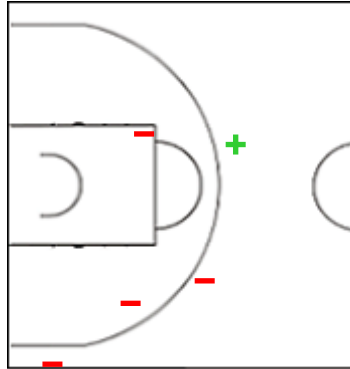
LBN - Lebanon

5 SAOUD Amir



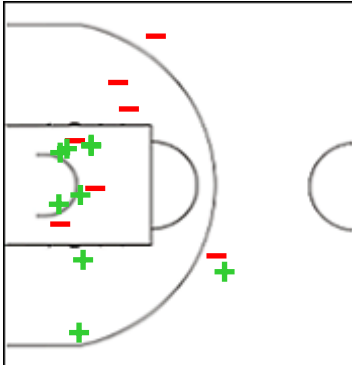
	M / A	%
Fied Goals	10 / 18	56
2 Points	6 / 10	60
3 Points	4 / 8	50
Free Throws	4 / 5	80

8 KHALIL Jad



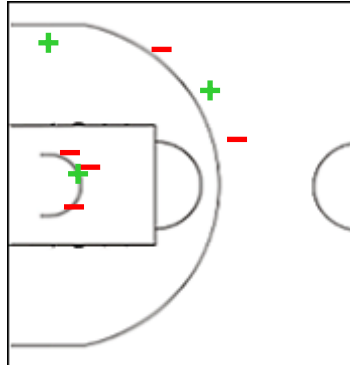
	M / A	%
Fied Goals	1 / 5	20
2 Points	0 / 2	0
3 Points	1 / 3	33
Free Throws	0 / 0	0

9 EL DARWICH Sergio



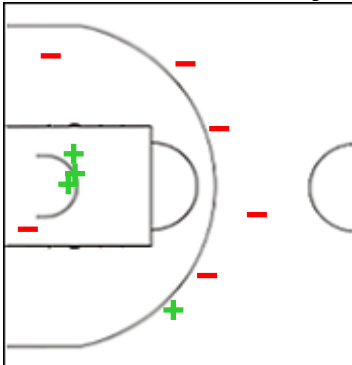
	M / A	%
Fied Goals	9 / 16	56
2 Points	8 / 13	62
3 Points	1 / 3	33
Free Throws	6 / 8	75

10 MANSOUR Ai



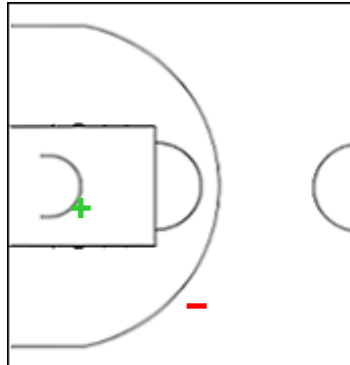
	M / A	%
Fied Goals	3 / 8	38
2 Points	2 / 5	40
3 Points	1 / 3	33
Free Throws	1 / 2	50

24 GYOKCHYAN Hayk



	M / A	%
Fied Goals	4 / 10	40
2 Points	3 / 5	60
3 Points	1 / 5	20
Free Throws	0 / 0	0

25 MEZHER Ai



	M / A	%
Fied Goals	1 / 2	50
2 Points	1 / 1	100
3 Points	0 / 1	0
Free Throws	1 / 1	100

GLOBAL PARTNERS





Shot Chart

NZL 106 vs 91 LBN

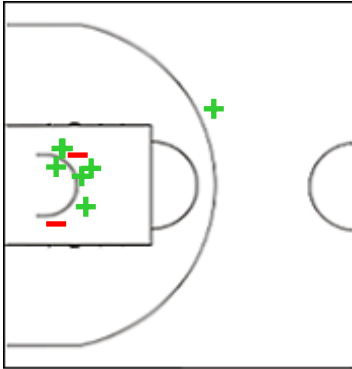
(30-20, 28-30, 26-30, 22-11)

Scoring by 5 min intervals:

	Q1		Q2		Q3		Q4	
NZL	16	30	46	58	73	84	97	106
LBN	13	20	33	50	64	80	91	91

LBN - Lebanon

34 HADIDIAN Gerard



	M / A	%
Fied Goals	7 / 9	78
2 Points	6 / 8	75
3 Points	1 / 1	100
Free Throws	0 / 0	0

GLOBAL PARTNERS





Shot Chart

NZL 106 vs 91 LBN

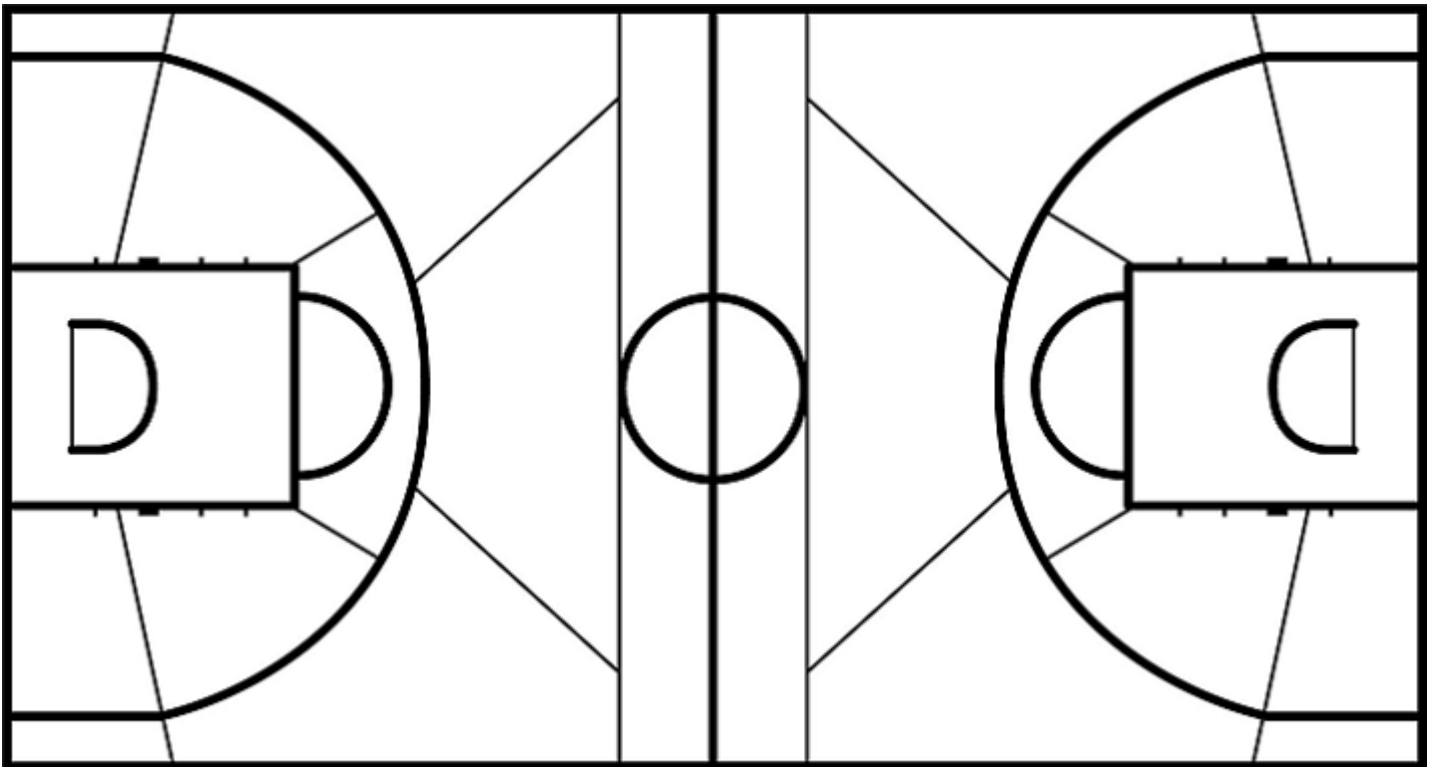
(30-20, 28-30, 26-30, 22-11)

Scoring by 5 min intervals:

	Q1		Q2		Q3		Q4	
NZL	16	30	46	58	73	84	97	106
LBN	13	20	33	50	64	80	91	91

NZL - New Zealand

LBN - Lebanon



	M / A	%
Fied Goals	37 / 57	65
2 Points	23 / 31	74
3 Points	14 / 26	54
Free Throws	18 / 24	75

%	M / A	
50	35 / 70	Fied Goals
59	26 / 44	2 Points
35	9 / 26	3 Points
75	12 / 16	Free Throws

GLOBAL PARTNERS

