



Shot Chart

LTU 89 vs 69 BUL

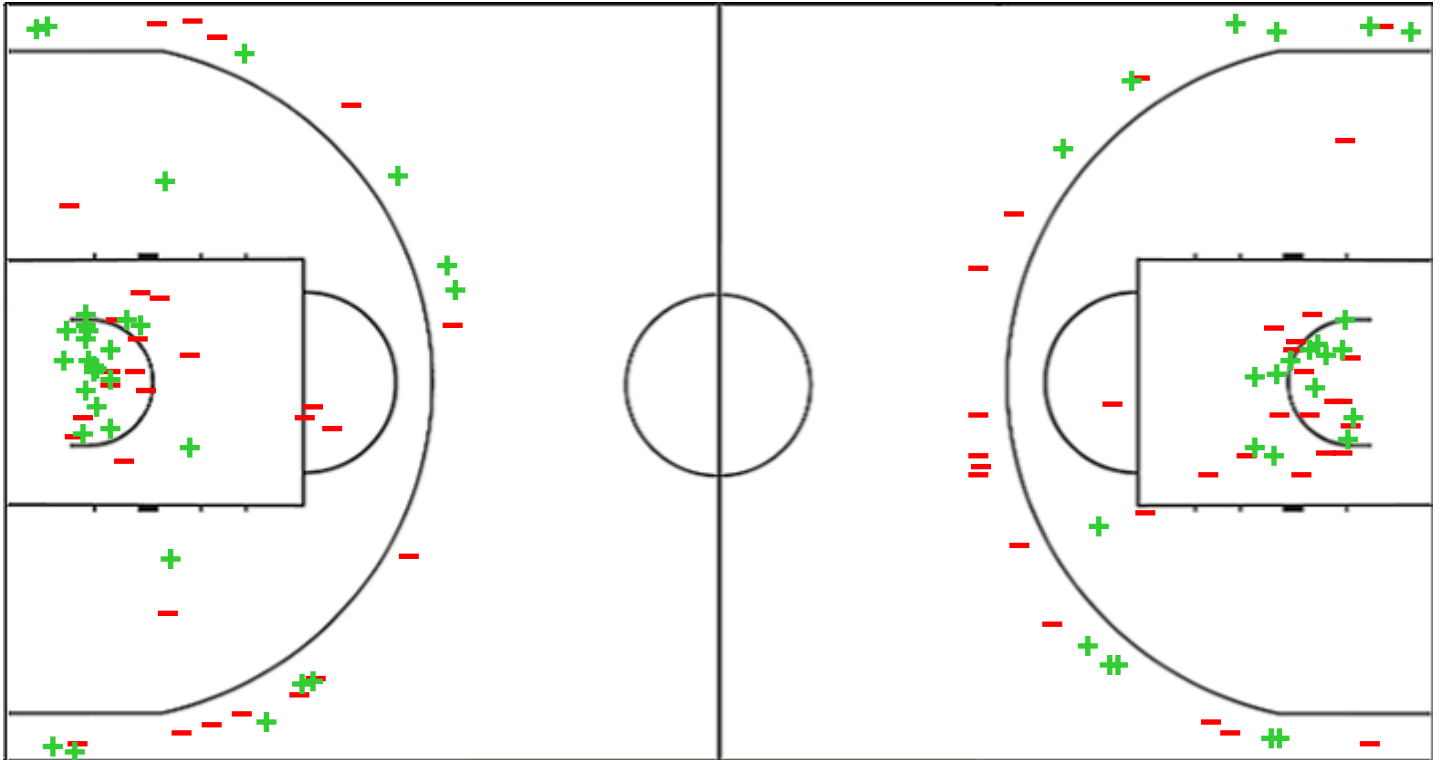
(22-11, 20-20, 27-16, 20-22)

Scoring by 5 min intervals:

	Q1		Q2		Q3		Q4	
LTU	7	22	34	42	54	69	79	89
BUL	11	11	20	31	35	47	58	69

LTU - Lithuania

BUL - Bulgaria



LTU	M / A	%
Fied Goals	32 / 62	52
2 Points	21 / 38	55
3 Points	11 / 24	46
Free Throws	14 / 20	70

%	M / A	BUL
44	25 / 57	Fied Goals
42	14 / 33	2 Points
46	11 / 24	3 Points
62	8 / 13	Free Throws

GLOBAL PARTNERS





Shot Chart

LTU 89 vs 69 BUL

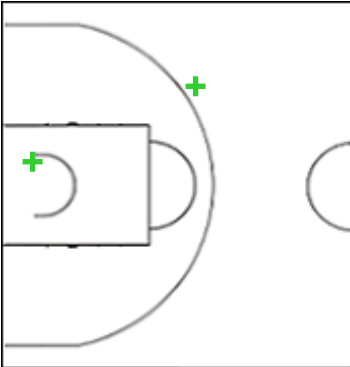
(22-11, 20-20, 27-16, 20-22)

Scoring by 5 min intervals:

	Q1		Q2		Q3		Q4	
LTU	7	22	34	42	54	69	79	89
BUL	11	11	20	31	35	47	58	69

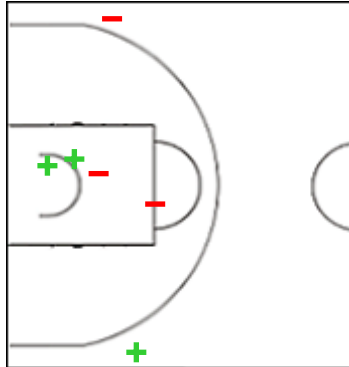
LTU - Lithuania

2 NORMANTAS Margiris



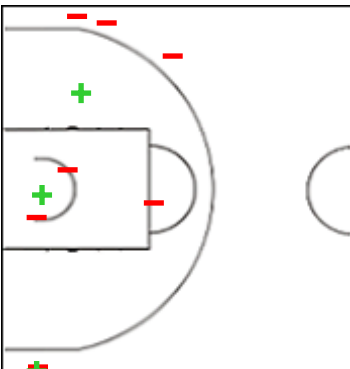
	M / A	%
Fied Goals	2 / 2	100
2 Points	1 / 1	100
3 Points	1 / 1	100
Free Throws	1 / 1	100

4 ZUKAUSKAS Eigirdas



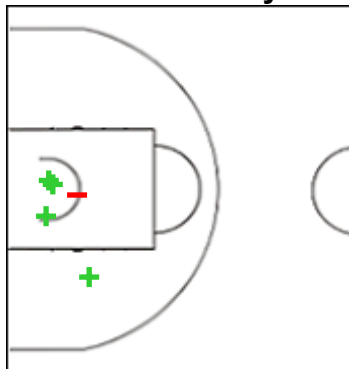
	M / A	%
Fied Goals	3 / 6	50
2 Points	2 / 4	50
3 Points	1 / 2	50
Free Throws	2 / 2	100

6 GAILIUS Deividas



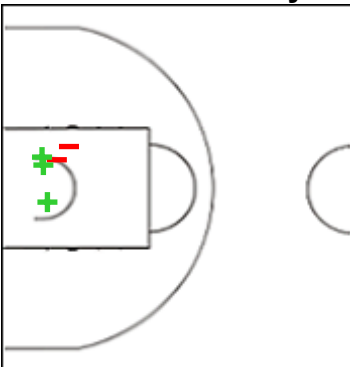
	M / A	%
Fied Goals	3 / 10	30
2 Points	2 / 5	40
3 Points	1 / 5	20
Free Throws	1 / 3	33

11 BIRUTIS Laurynas



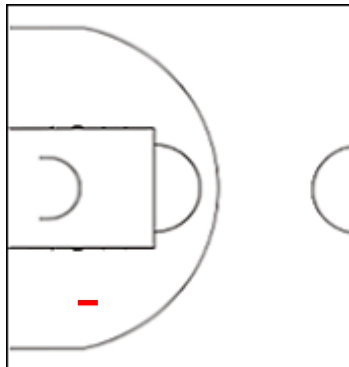
	M / A	%
Fied Goals	4 / 5	80
2 Points	4 / 5	80
3 Points	0 / 0	0
Free Throws	2 / 3	67

14 ECHODAS Martynas



	M / A	%
Fied Goals	3 / 5	60
2 Points	3 / 5	60
3 Points	0 / 0	0
Free Throws	2 / 4	50

18 GIRDZIUNAS Mindaugas



	M / A	%
Fied Goals	0 / 1	0
2 Points	0 / 1	0
3 Points	0 / 0	0
Free Throws	0 / 0	0

GLOBAL PARTNERS





Shot Chart

LTU 89 vs 69 BUL

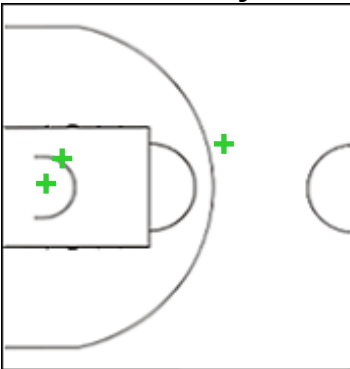
(22-11, 20-20, 27-16, 20-22)

Scoring by 5 min intervals:

	Q1		Q2		Q3		Q4	
LTU	7	22	34	42	54	69	79	89
BUL	11	11	20	31	35	47	58	69

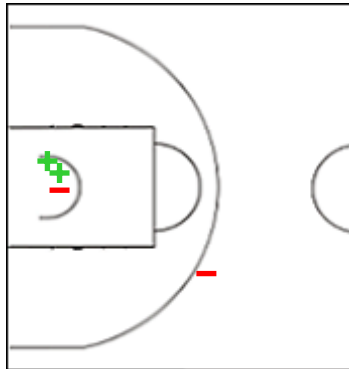
LTU - Lithuania

21 MASIULIS Gytis



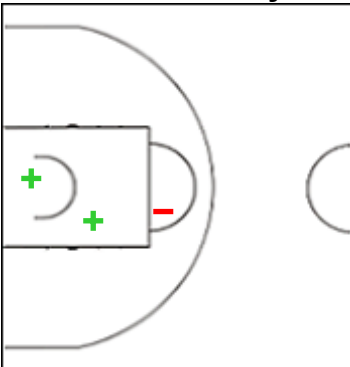
	M / A	%
Fied Goals	3 / 3	100
2 Points	2 / 2	100
3 Points	1 / 1	100
Free Throws	3 / 4	75

22 BENDZIUS Eimantas



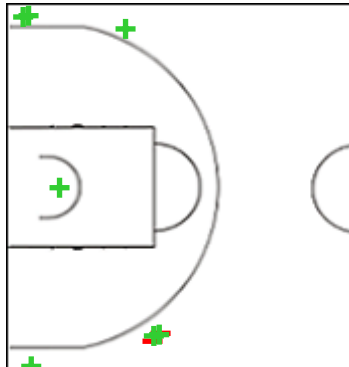
	M / A	%
Fied Goals	2 / 4	50
2 Points	2 / 3	67
3 Points	0 / 1	0
Free Throws	0 / 0	0

30 CIZAUSKAS Vytenis



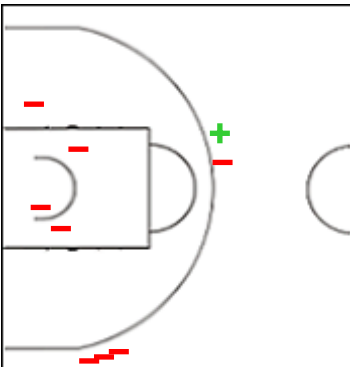
	M / A	%
Fied Goals	2 / 3	67
2 Points	2 / 3	67
3 Points	0 / 0	0
Free Throws	0 / 0	0

31 OLISEVICIUS Osvaldas



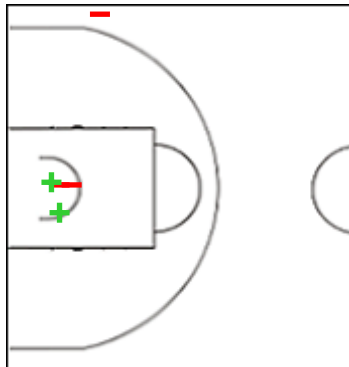
	M / A	%
Fied Goals	7 / 9	78
2 Points	1 / 1	100
3 Points	6 / 8	75
Free Throws	0 / 0	0

33 DIMSA Tomas



	M / A	%
Fied Goals	1 / 9	11
2 Points	0 / 4	0
3 Points	1 / 5	20
Free Throws	0 / 0	0

51 BUTKEVICIUS Arnas



	M / A	%
Fied Goals	2 / 5	40
2 Points	2 / 4	50
3 Points	0 / 1	0
Free Throws	3 / 3	100

GLOBAL PARTNERS





Shot Chart

LTU 89 vs 69 BUL

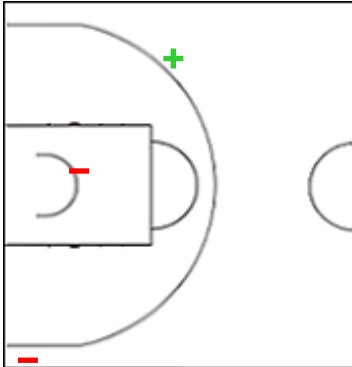
(22-11, 20-20, 27-16, 20-22)

Scoring by 5 min intervals:

	Q1		Q2		Q3		Q4	
LTU	7	22	34	42	54	69	79	89
BUL	11	11	20	31	35	47	58	69

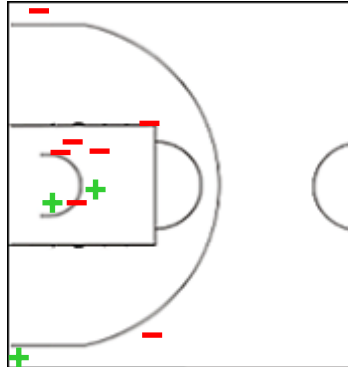
BUL - Bulgaria

2 KARAMFILOV Deyan



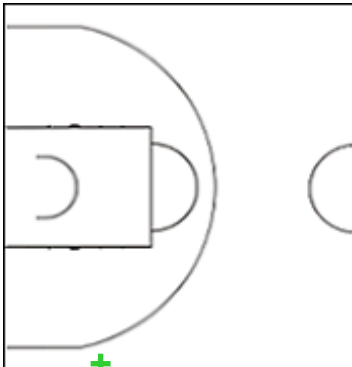
	M / A	%
Fied Goals	1 / 3	33
2 Points	0 / 1	0
3 Points	1 / 2	50
Free Throws	0 / 0	0

9 KOSTOV Chavdar



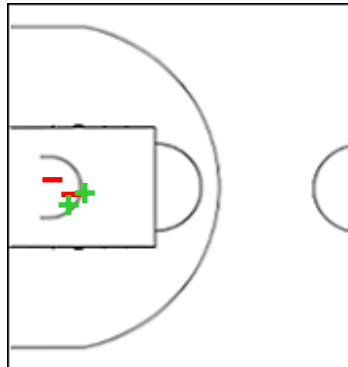
	M / A	%
Fied Goals	3 / 10	30
2 Points	2 / 7	29
3 Points	1 / 3	33
Free Throws	0 / 0	0

10 BACHEV Vasil



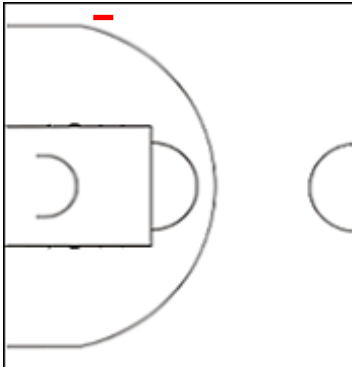
	M / A	%
Fied Goals	1 / 1	100
2 Points	0 / 0	0
3 Points	1 / 1	100
Free Throws	0 / 0	0

11 MINCHEV Yordan



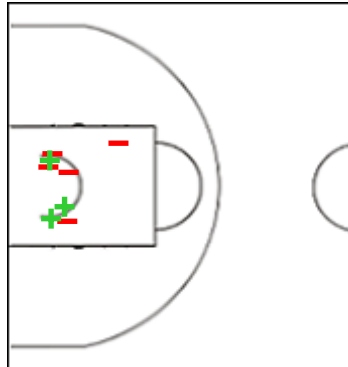
	M / A	%
Fied Goals	2 / 4	50
2 Points	2 / 4	50
3 Points	0 / 0	0
Free Throws	1 / 3	33

12 YANEV Aleksandar



	M / A	%
Fied Goals	0 / 1	0
2 Points	0 / 0	0
3 Points	0 / 1	0
Free Throws	2 / 2	100

17 STOILOV Emil



	M / A	%
Fied Goals	3 / 8	38
2 Points	3 / 8	38
3 Points	0 / 0	0
Free Throws	0 / 0	0

GLOBAL PARTNERS





Shot Chart

LTU 89 vs 69 BUL

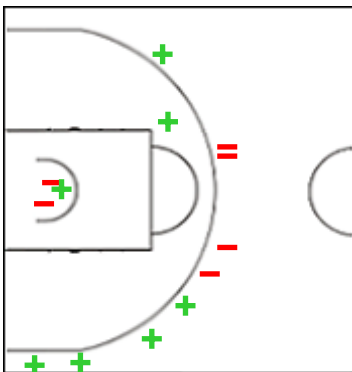
(22-11, 20-20, 27-16, 20-22)

Scoring by 5 min intervals:

	Q1		Q2		Q3		Q4	
LTU	7	22	34	42	54	69	79	89
BUL	11	11	20	31	35	47	58	69

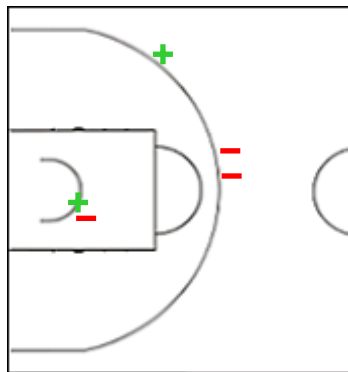
BUL - Bulgaria

22 IVANOV Pavlin



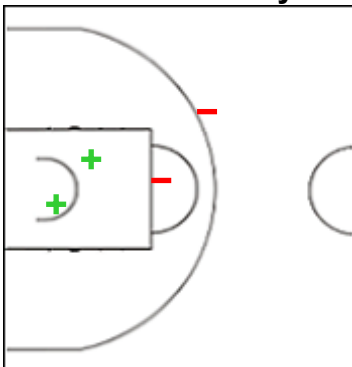
	M / A	%
Fied Goals	7 / 13	54
2 Points	2 / 4	50
3 Points	5 / 9	56
Free Throws	1 / 2	50

23 MARINOV Stanimir



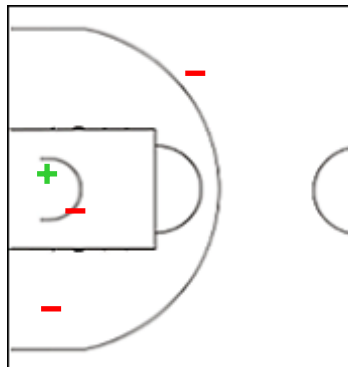
	M / A	%
Fied Goals	2 / 5	40
2 Points	1 / 2	50
3 Points	1 / 3	33
Free Throws	0 / 0	0

24 IVANOV Andrey



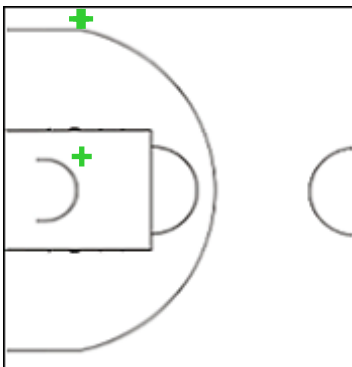
	M / A	%
Fied Goals	2 / 4	50
2 Points	2 / 3	67
3 Points	0 / 1	0
Free Throws	2 / 2	100

34 DIMITROV Dimitar



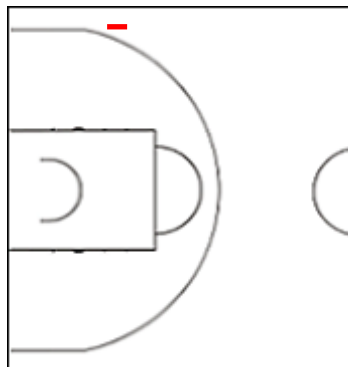
	M / A	%
Fied Goals	1 / 4	25
2 Points	1 / 3	33
3 Points	0 / 1	0
Free Throws	1 / 2	50

35 PETKOV Ventsislav



	M / A	%
Fied Goals	3 / 3	100
2 Points	1 / 1	100
3 Points	2 / 2	100
Free Throws	1 / 2	50

99 SIMEONOV Aleks



	M / A	%
Fied Goals	0 / 1	0
2 Points	0 / 0	0
3 Points	0 / 1	0
Free Throws	0 / 0	0

GLOBAL PARTNERS





Shot Chart

LTU 89 vs 69 BUL

(22-11, 20-20, 27-16, 20-22)

Scoring by 5 min intervals:

	Q1		Q2		Q3		Q4	
LTU	7	22	34	42	54	69	79	89
BUL	11	11	20	31	35	47	58	69

LTU - Lithuania

BUL - Bulgaria



	M / A	%
Fied Goals	32 / 62	52
2 Points	21 / 38	55
3 Points	11 / 24	46
Free Throws	14 / 20	70

%	M / A	
44	25 / 57	Fied Goals
42	14 / 33	2 Points
46	11 / 24	3 Points
62	8 / 13	Free Throws

GLOBAL PARTNERS

