



Shot Chart

GEO 88 vs 83 UKR

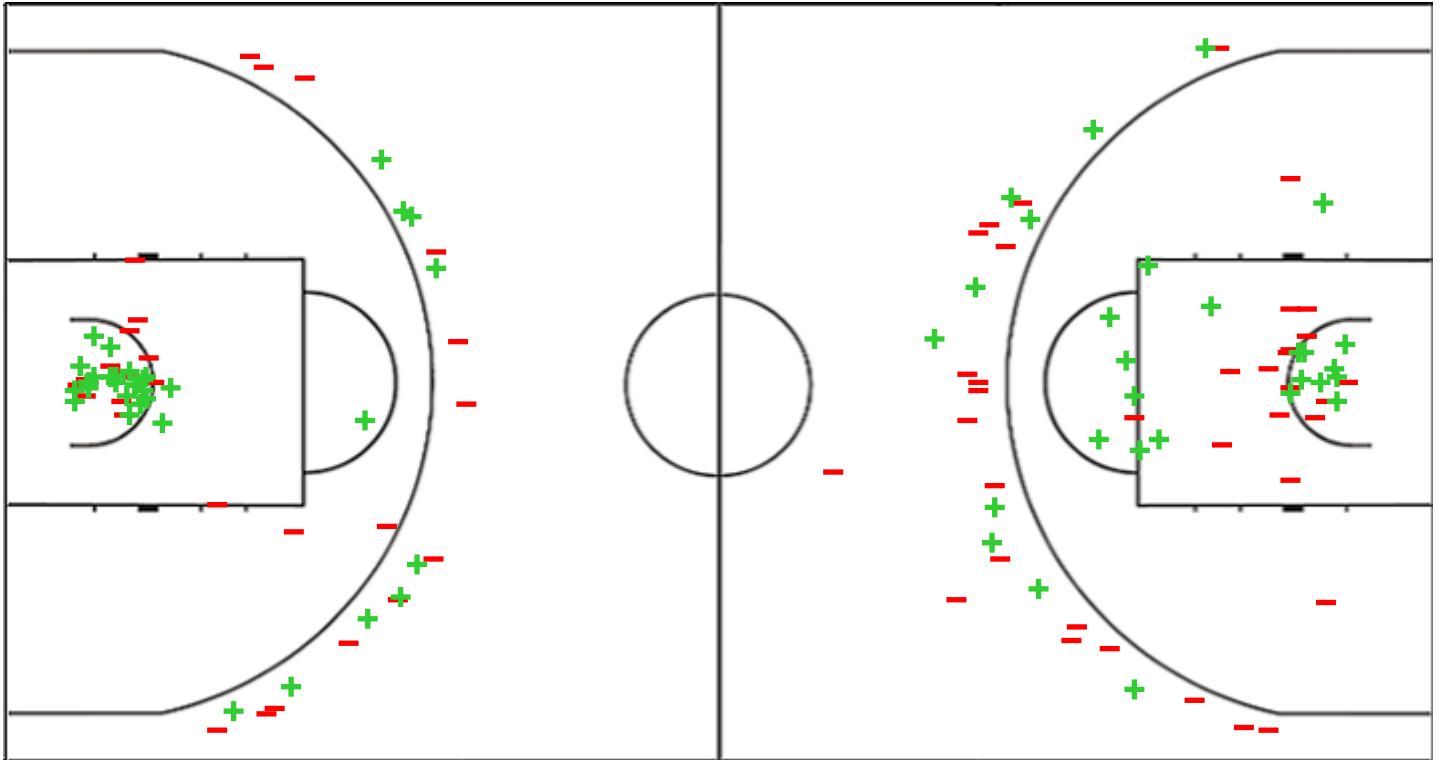
(28-24, 17-22, 19-20, 24-17)

Scoring by 5 min intervals:

	Q1		Q2		Q3		Q4	
<b>GEO</b>	13	28	36	45	53	64	75	88
<b>UKR</b>	12	24	39	46	56	66	73	83

GEO - Georgia

UKR - Ukraine



GEO	M / A	%
Fied Goals	34 / 63	54
2 Points	25 / 42	60
3 Points	9 / 21	43
Free Throws	11 / 14	79

UKR	M / A	%
Fied Goals	28 / 65	43
2 Points	18 / 36	50
3 Points	10 / 29	34
Free Throws	17 / 20	85

GLOBAL PARTNERS





Shot Chart

GEO 88 vs 83 UKR

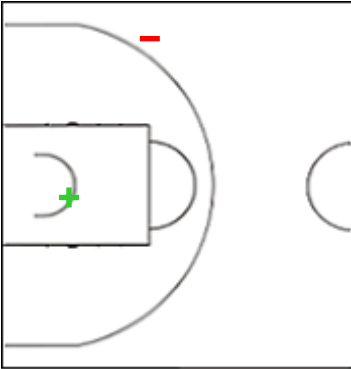
(28-24, 17-22, 19-20, 24-17)

Scoring by 5 min intervals:

	Q1		Q2		Q3		Q4	
GEO	13	28	36	45	53	64	75	88
UKR	12	24	39	46	56	66	73	83

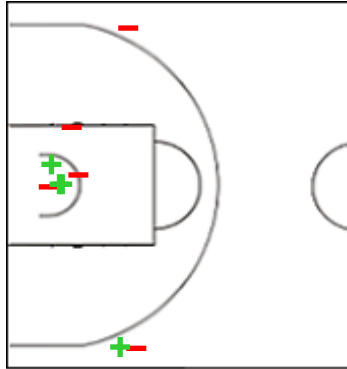
GEO - Georgia

6 JINTCHARADZE Kakhaber



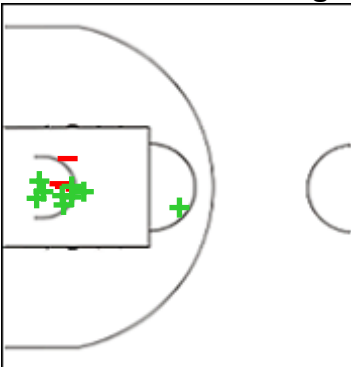
	M / A	%
Fied Goals	1 / 2	50
2 Points	1 / 1	100
3 Points	0 / 1	0
Free Throws	0 / 0	0

7 BURJANADZE Beka



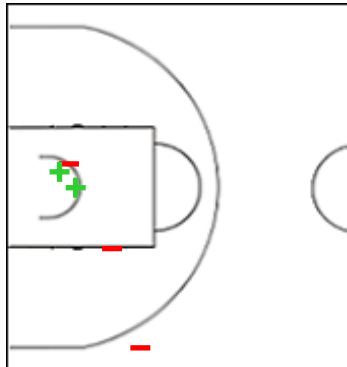
	M / A	%
Fied Goals	4 / 9	44
2 Points	3 / 6	50
3 Points	1 / 3	33
Free Throws	2 / 2	100

9 SHERMADINI Giorgi



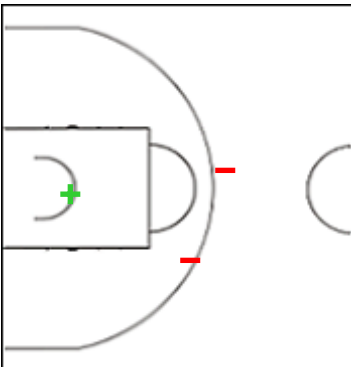
	M / A	%
Fied Goals	9 / 13	69
2 Points	9 / 13	69
3 Points	0 / 0	0
Free Throws	5 / 5	100

15 PHEVADZE Aleksandre



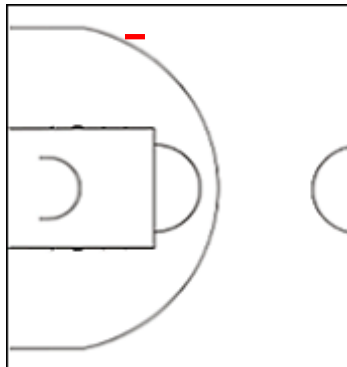
	M / A	%
Fied Goals	2 / 5	40
2 Points	2 / 4	50
3 Points	0 / 1	0
Free Throws	0 / 0	0

17 BERISHVILI Mikhail



	M / A	%
Fied Goals	1 / 3	33
2 Points	1 / 2	50
3 Points	0 / 1	0
Free Throws	0 / 0	0

18 BOKOLISHVILI Merab



	M / A	%
Fied Goals	0 / 1	0
2 Points	0 / 0	0
3 Points	0 / 1	0
Free Throws	0 / 0	0

GLOBAL PARTNERS





Shot Chart

GEO 88 vs 83 UKR

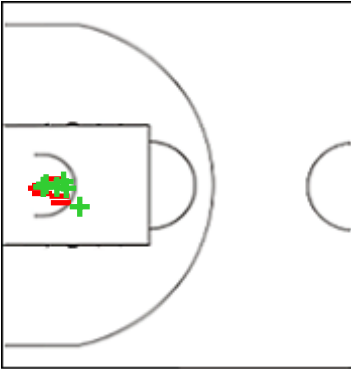
(28-24, 17-22, 19-20, 24-17)

Scoring by 5 min intervals:

	Q1		Q2		Q3		Q4	
GEO	13	28	36	45	53	64	75	88
UKR	12	24	39	46	56	66	73	83

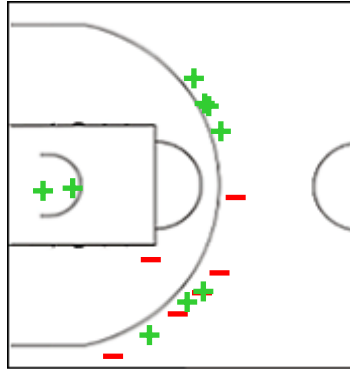
GEO - Georgia

23 SHENGELIA Tornike



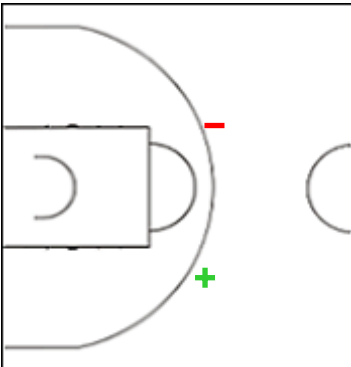
	M / A	%
Fied Goals	7 / 13	54
2 Points	7 / 13	54
3 Points	0 / 0	0
Free Throws	2 / 2	100

25 MCFADDEN Thaddus



	M / A	%
Fied Goals	9 / 15	60
2 Points	2 / 3	67
3 Points	7 / 12	58
Free Throws	2 / 5	40

44 BAKRADZE Givi



	M / A	%
Fied Goals	1 / 2	50
2 Points	0 / 0	0
3 Points	1 / 2	50
Free Throws	0 / 0	0

GLOBAL PARTNERS





Shot Chart

GEO 88 vs 83 UKR

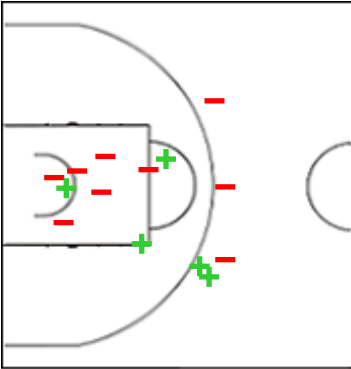
(28-24, 17-22, 19-20, 24-17)

Scoring by 5 min intervals:

	Q1		Q2		Q3		Q4	
GEO	13	28	36	45	53	64	75	88
UKR	12	24	39	46	56	66	73	83

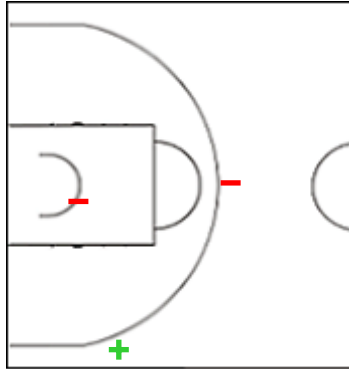
UKR - Ukraine

2 RANDLE Jerome



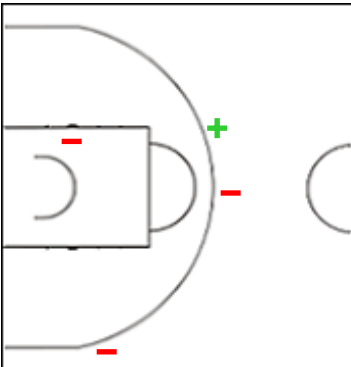
	M / A	%
Fied Goals	5 / 14	36
2 Points	3 / 9	33
3 Points	2 / 5	40
Free Throws	3 / 3	100

7 LUKASHOV Denys



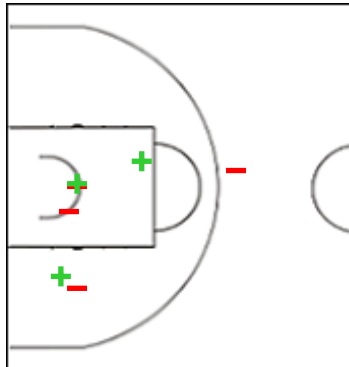
	M / A	%
Fied Goals	1 / 3	33
2 Points	0 / 1	0
3 Points	1 / 2	50
Free Throws	2 / 2	100

11 LYPOVYY Oleksandr



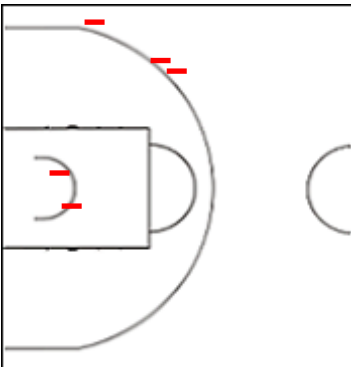
	M / A	%
Fied Goals	1 / 4	25
2 Points	0 / 1	0
3 Points	1 / 3	33
Free Throws	0 / 0	0

14 PAVLOV Serhii



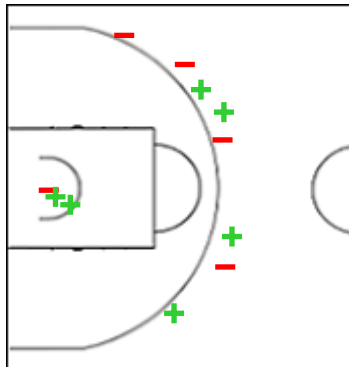
	M / A	%
Fied Goals	3 / 7	43
2 Points	3 / 6	50
3 Points	0 / 1	0
Free Throws	4 / 4	100

17 VOINALOVYCH Andrii



	M / A	%
Fied Goals	0 / 5	0
2 Points	0 / 2	0
3 Points	0 / 3	0
Free Throws	2 / 2	100

22 PETROV Viacheslav



	M / A	%
Fied Goals	6 / 11	55
2 Points	2 / 3	67
3 Points	4 / 8	50
Free Throws	0 / 1	0

GLOBAL PARTNERS





Shot Chart

GEO 88 vs 83 UKR

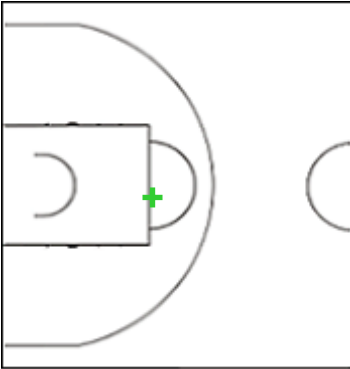
(28-24, 17-22, 19-20, 24-17)

Scoring by 5 min intervals:

	Q1		Q2		Q3		Q4	
GEO	13	28	36	45	53	64	75	88
UKR	12	24	39	46	56	66	73	83

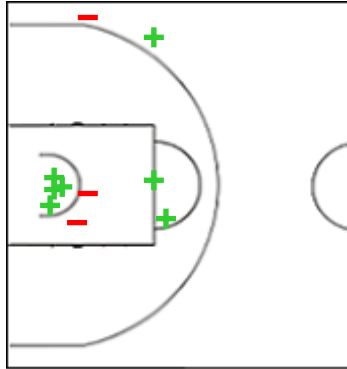
UKR - Ukraine

23 PUSTOVYI Artem



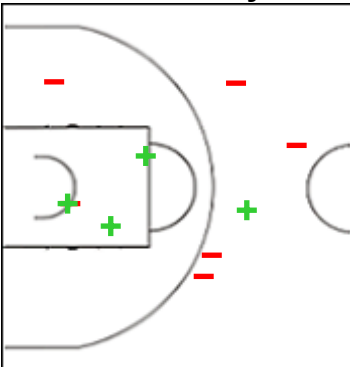
	M / A	%
Fied Goals	1 / 1	100
2 Points	1 / 1	100
3 Points	0 / 0	0
Free Throws	3 / 4	75

32 BLIZNYUK Bogdan



	M / A	%
Fied Goals	7 / 10	70
2 Points	6 / 8	75
3 Points	1 / 2	50
Free Throws	3 / 4	75

55 SYDOROV Ilya



	M / A	%
Fied Goals	4 / 10	40
2 Points	3 / 5	60
3 Points	1 / 5	20
Free Throws	0 / 0	0

GLOBAL PARTNERS





Shot Chart

GEO 88 vs 83 UKR

(28-24, 17-22, 19-20, 24-17)

Scoring by 5 min intervals:

	Q1		Q2		Q3		Q4	
GEO	13	28	36	45	53	64	75	88
UKR	12	24	39	46	56	66	73	83

GEO - Georgia

UKR - Ukraine



	M / A	%
Fied Goals	34 / 63	54
2 Points	25 / 42	60
3 Points	9 / 21	43
Free Throws	11 / 14	79

%	M / A	
43	28 / 65	Fied Goals
50	18 / 36	2 Points
34	10 / 29	3 Points
85	17 / 20	Free Throws

GLOBAL PARTNERS

