



Shot Chart

CZE 66 vs 74 LTU

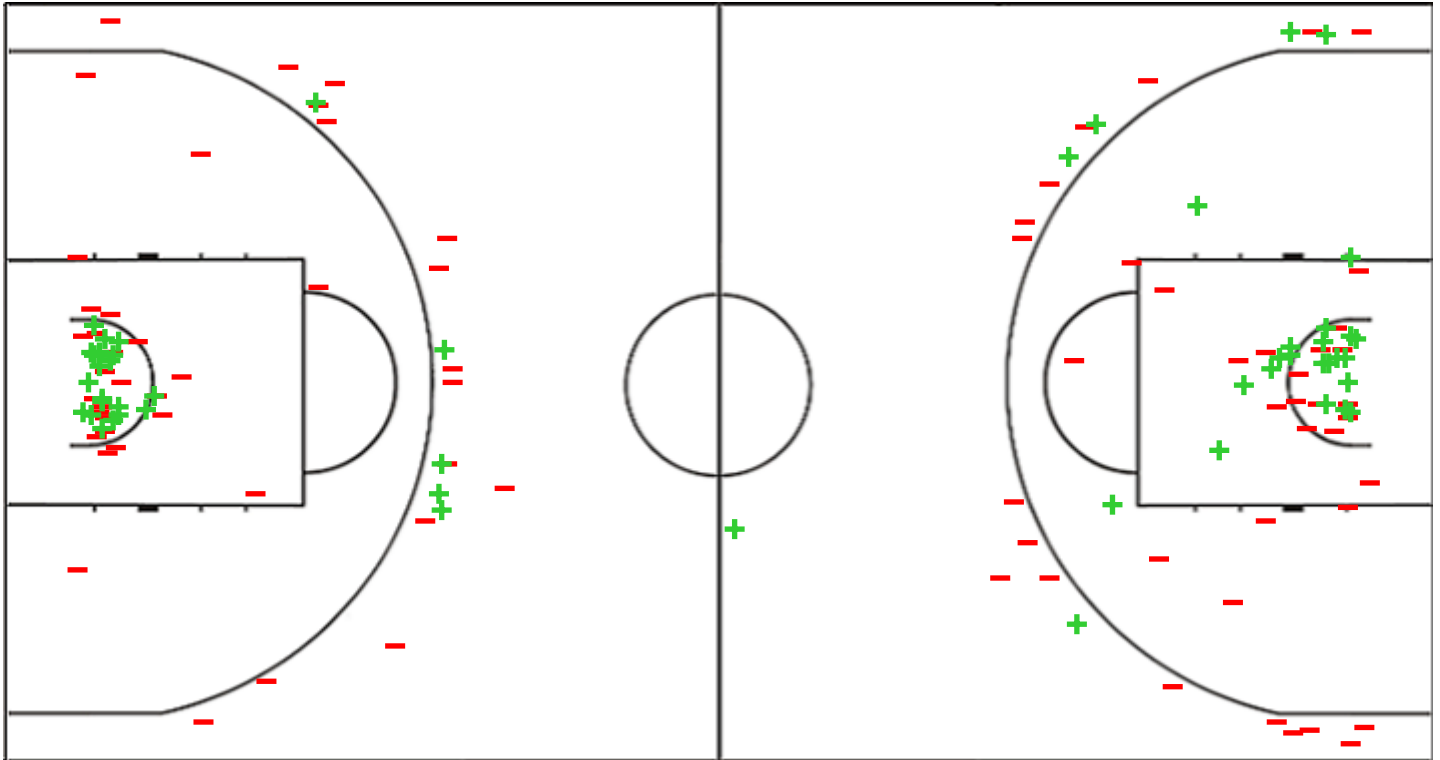
(23-19, 9-26, 18-9, 16-20)

Scoring by 5 min intervals:

	Q1		Q2		Q3		Q4	
CZE	14	23	28	32	40	40	59	66
LTU	12	19	37	45	49	51	61	74

CZE - Czech Republic

LTU - Lithuania



CZE	M / A	%
Fied Goals	26 / 66	39
2 Points	21 / 46	46
3 Points	5 / 20	25
Free Throws	9 / 15	60

LTU	M / A	%
Fied Goals	27 / 66	41
2 Points	21 / 43	49
3 Points	6 / 23	26
Free Throws	14 / 19	74

GLOBAL PARTNERS





Shot Chart

CZE 66 vs 74 LTU

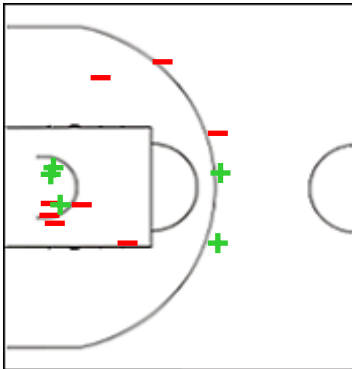
(23-19, 9-26, 18-9, 16-20)

Scoring by 5 min intervals:

	Q1		Q2		Q3		Q4	
CZE	14	23	28	32	40	40	59	66
LTU	12	19	37	45	49	51	61	74

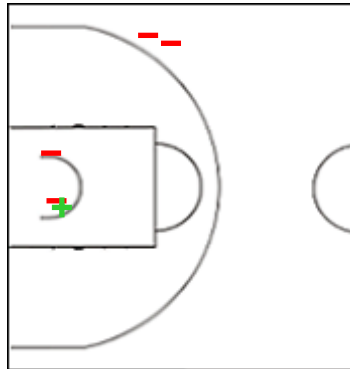
CZE - Czech Republic

11 BOHACIK Jaromir



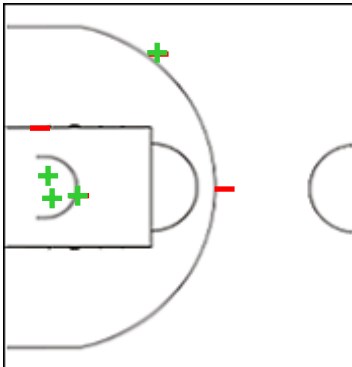
	M / A	%
Fied Goals	5 / 13	38
2 Points	3 / 9	33
3 Points	2 / 4	50
Free Throws	1 / 2	50

13 SIRINA Jakub



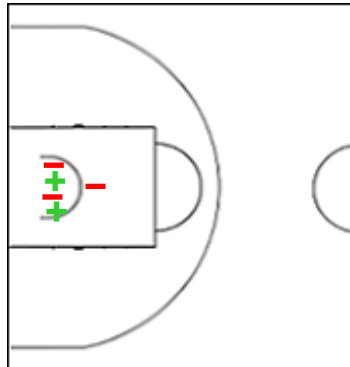
	M / A	%
Fied Goals	1 / 5	20
2 Points	1 / 3	33
3 Points	0 / 2	0
Free Throws	0 / 0	0

15 PETERKA Martin



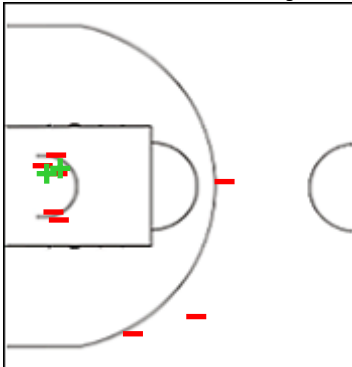
	M / A	%
Fied Goals	4 / 8	50
2 Points	3 / 5	60
3 Points	1 / 3	33
Free Throws	0 / 1	0

17 BOHACIK Petr



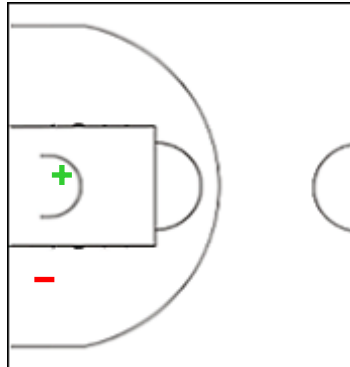
	M / A	%
Fied Goals	2 / 5	40
2 Points	2 / 5	40
3 Points	0 / 0	0
Free Throws	0 / 1	0

19 SEHNAL Ondrej



	M / A	%
Fied Goals	2 / 10	20
2 Points	2 / 7	29
3 Points	0 / 3	0
Free Throws	1 / 2	50

20 PURSL Simon



	M / A	%
Fied Goals	1 / 2	50
2 Points	1 / 2	50
3 Points	0 / 0	0
Free Throws	0 / 0	0

GLOBAL PARTNERS





Shot Chart

CZE 66 vs 74 LTU

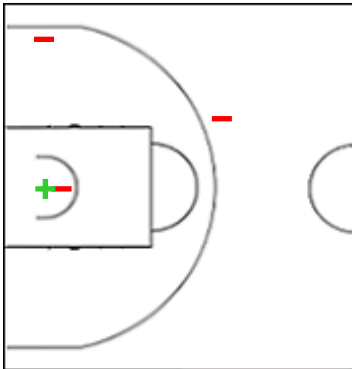
(23-19, 9-26, 18-9, 16-20)

Scoring by 5 min intervals:

	Q1		Q2		Q3		Q4	
CZE	14	23	28	32	40	40	59	66
LTU	12	19	37	45	49	51	61	74

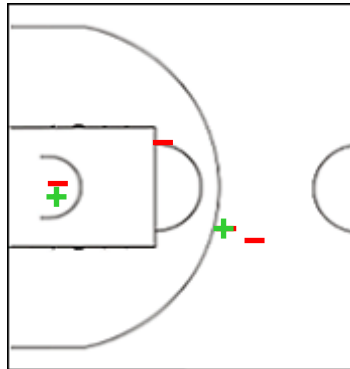
CZE - Czech Republic

22 KOVAR Lubos



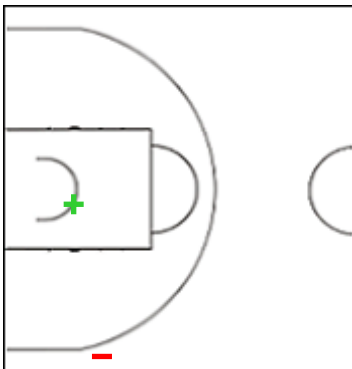
	M / A	%
Fied Goals	1 / 4	25
2 Points	1 / 3	33
3 Points	0 / 1	0
Free Throws	0 / 0	0

23 PALYZA Lukas



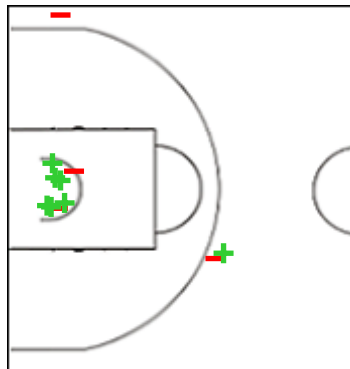
	M / A	%
Fied Goals	2 / 6	33
2 Points	1 / 3	33
3 Points	1 / 3	33
Free Throws	1 / 1	100

25 JELINEK David



	M / A	%
Fied Goals	1 / 2	50
2 Points	1 / 1	100
3 Points	0 / 1	0
Free Throws	0 / 0	0

71 KYZLINK Tomas



	M / A	%
Fied Goals	7 / 11	64
2 Points	6 / 8	75
3 Points	1 / 3	33
Free Throws	6 / 8	75

GLOBAL PARTNERS





Shot Chart

CZE 66 vs 74 LTU

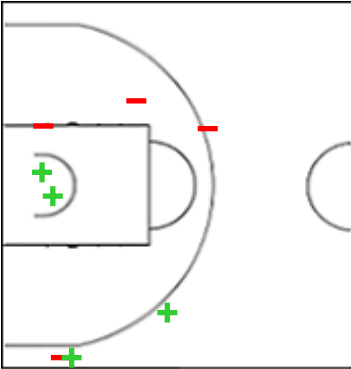
(23-19, 9-26, 18-9, 16-20)

Scoring by 5 min intervals:

	Q1		Q2		Q3		Q4	
CZE	14	23	28	32	40	40	59	66
LTU	12	19	37	45	49	51	61	74

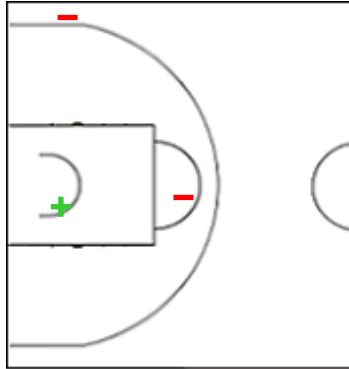
LTU - Lithuania

4 ZUKAUSKAS Eigirdas



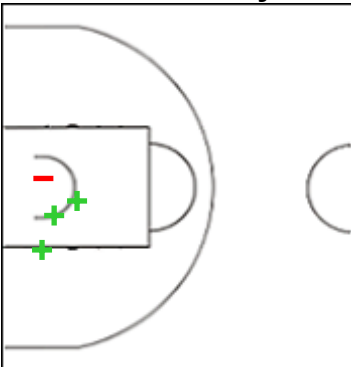
	M / A	%
Fied Goals	4 / 8	50
2 Points	2 / 4	50
3 Points	2 / 4	50
Free Throws	1 / 1	100

6 GAILIUS Deividas



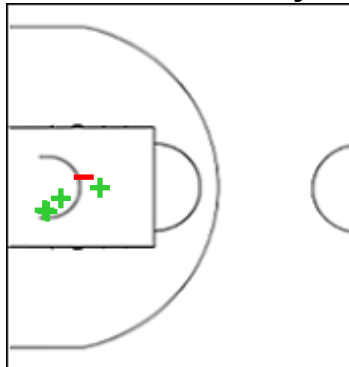
	M / A	%
Fied Goals	1 / 3	33
2 Points	1 / 2	50
3 Points	0 / 1	0
Free Throws	0 / 0	0

11 BIRUTIS Laurynas



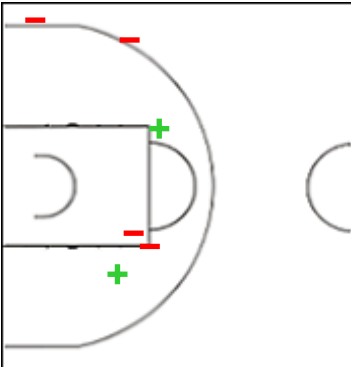
	M / A	%
Fied Goals	3 / 4	75
2 Points	3 / 4	75
3 Points	0 / 0	0
Free Throws	0 / 0	0

14 ECHODAS Martynas



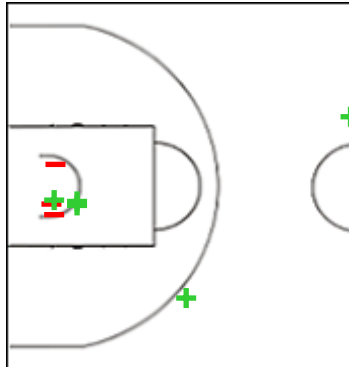
	M / A	%
Fied Goals	4 / 5	80
2 Points	4 / 5	80
3 Points	0 / 0	0
Free Throws	4 / 6	67

18 GIRDZIUNAS Mindaugas



	M / A	%
Fied Goals	2 / 6	33
2 Points	2 / 4	50
3 Points	0 / 2	0
Free Throws	4 / 4	100

19 KUZMINSKAS Mindaugas



	M / A	%
Fied Goals	5 / 8	63
2 Points	3 / 6	50
3 Points	2 / 2	100
Free Throws	1 / 2	50

GLOBAL PARTNERS





Shot Chart

CZE 66 vs 74 LTU

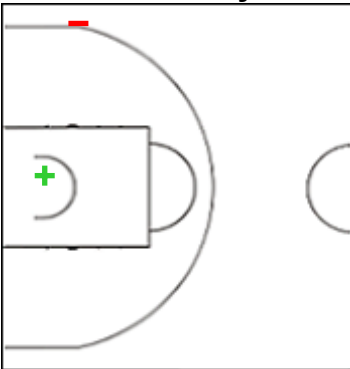
(23-19, 9-26, 18-9, 16-20)

Scoring by 5 min intervals:

	Q1		Q2		Q3		Q4	
CZE	14	23	28	32	40	40	59	66
LTU	12	19	37	45	49	51	61	74

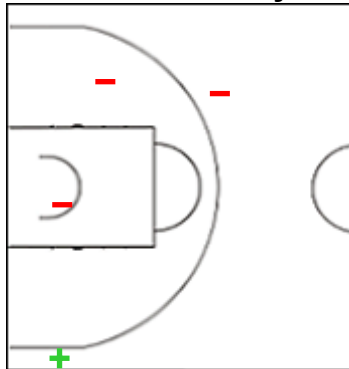
LTU - Lithuania

21 MASIULIS Gytis



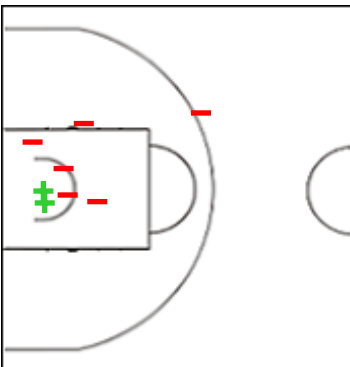
	M / A	%
Fied Goals	1 / 2	50
2 Points	1 / 1	100
3 Points	0 / 1	0
Free Throws	1 / 2	50

30 CIZAUSKAS Vytenis



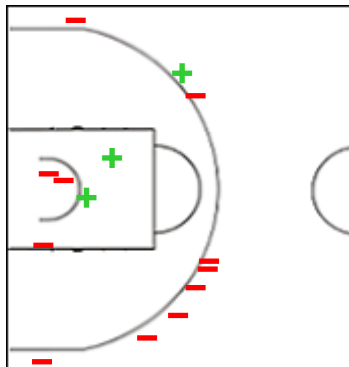
	M / A	%
Fied Goals	1 / 4	25
2 Points	0 / 2	0
3 Points	1 / 2	50
Free Throws	0 / 0	0

31 OLISEVICIUS Osvaldas



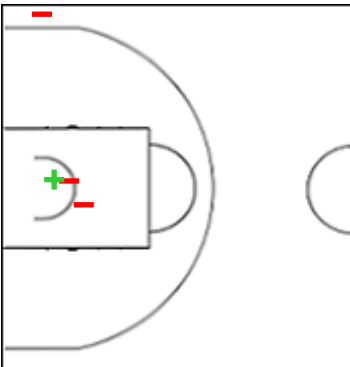
	M / A	%
Fied Goals	2 / 8	25
2 Points	2 / 7	29
3 Points	0 / 1	0
Free Throws	0 / 0	0

33 DIMSA Tomas



	M / A	%
Fied Goals	3 / 14	21
2 Points	2 / 5	40
3 Points	1 / 9	11
Free Throws	1 / 2	50

51 BUTKEVICIUS Arnas



	M / A	%
Fied Goals	1 / 4	25
2 Points	1 / 3	33
3 Points	0 / 1	0
Free Throws	2 / 2	100

GLOBAL PARTNERS





Shot Chart

CZE 66 vs 74 LTU

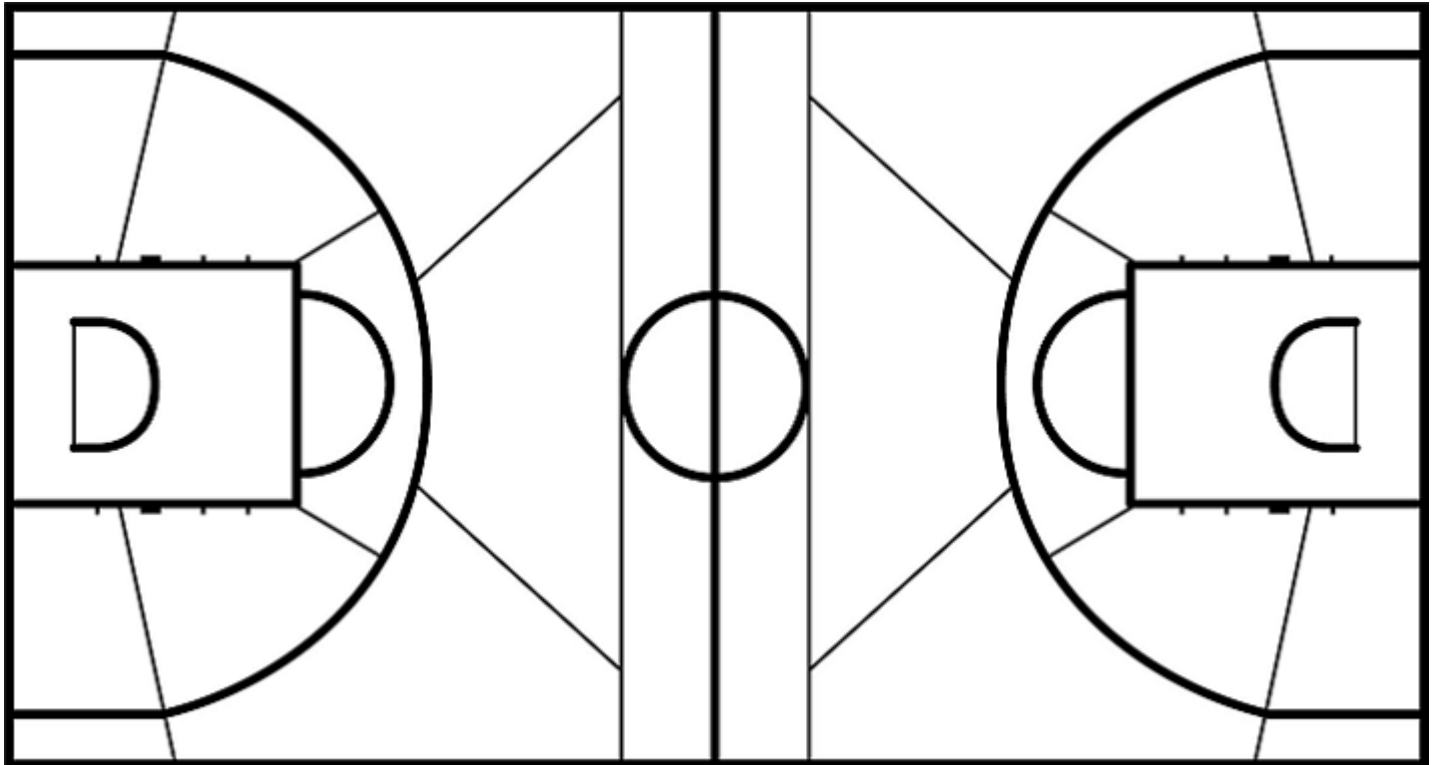
(23-19, 9-26, 18-9, 16-20)

Scoring by 5 min intervals:

	Q1		Q2		Q3		Q4	
CZE	14	23	28	32	40	40	59	66
LTU	12	19	37	45	49	51	61	74

CZE - Czech Republic

LTU - Lithuania



	M / A	%
Fied Goals	26 / 66	39
2 Points	21 / 46	46
3 Points	5 / 20	25
Free Throws	9 / 15	60

%	M / A	
41	27 / 66	Fied Goals
49	21 / 43	2 Points
26	6 / 23	3 Points
74	14 / 19	Free Throws

GLOBAL PARTNERS

