



Shot Chart

ESP 88 vs 74 UKR

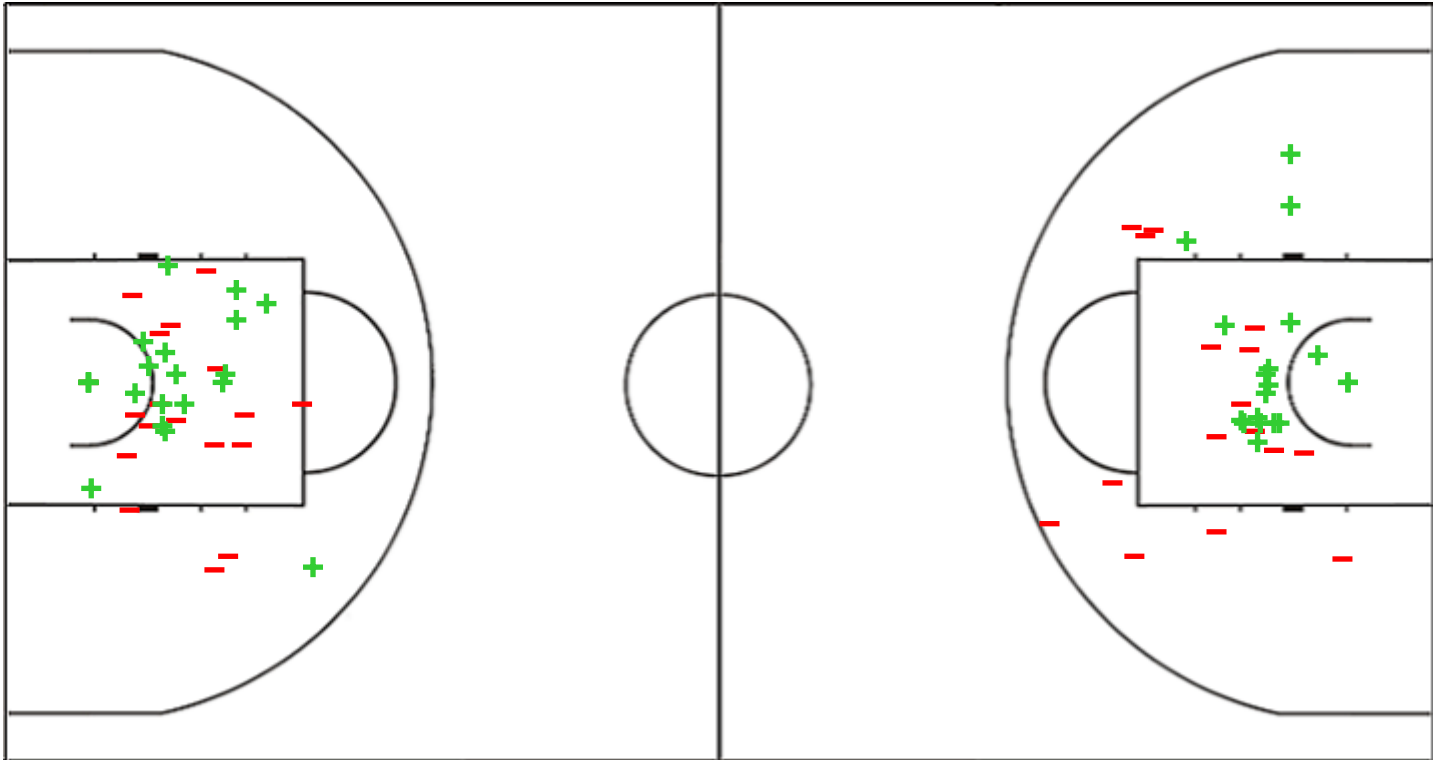
(22-17, 23-12, 28-17, 15-28)

Scoring by 5 min intervals:

	Q1		Q2		Q3		Q4	
ESP	9	22	32	45	60	73	80	88
UKR	10	17	19	29	33	46	62	74

ESP - Spain

UKR - Ukraine



ESP	M / A	%
Fied Goals	33 / 64	52
2 Points	21 / 40	53
3 Points	12 / 24	50
Free Throws	10 / 12	83

%	M / A	UKR
43	26 / 60	Fied Goals
54	19 / 35	2 Points
28	7 / 25	3 Points
71	15 / 21	Free Throws

GLOBAL PARTNERS





Shot Chart

ESP 88 vs 74 UKR

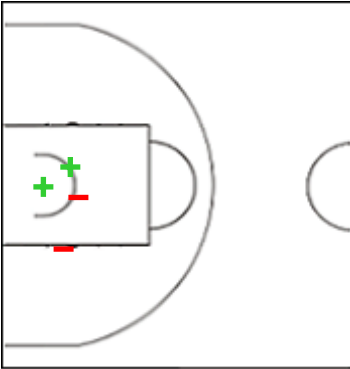
(22-17, 23-12, 28-17, 15-28)

Scoring by 5 min intervals:

	Q1		Q2		Q3		Q4	
ESP	9	22	32	45	60	73	80	88
UKR	10	17	19	29	33	46	62	74

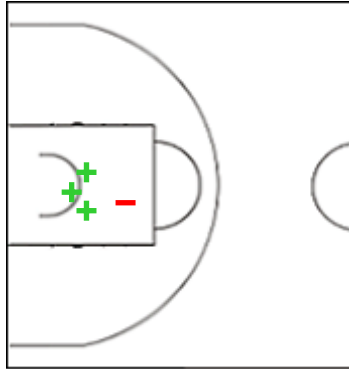
ESP - Spain

3 PAULI Oriol



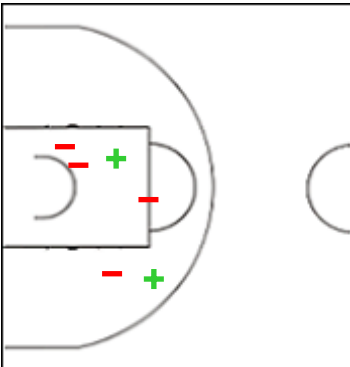
	M / A	%
Fied Goals	3 / 6	50
2 Points	2 / 4	50
3 Points	1 / 2	50
Free Throws	2 / 2	100

4 PRADILLA Jaime



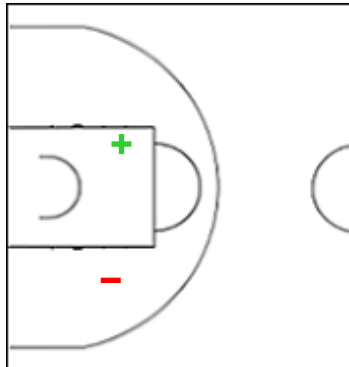
	M / A	%
Fied Goals	3 / 5	60
2 Points	3 / 4	75
3 Points	0 / 1	0
Free Throws	2 / 2	100

6 LOPEZ-AROSTEGUI Xabi



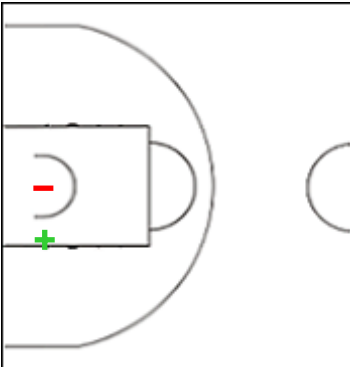
	M / A	%
Fied Goals	5 / 9	56
2 Points	2 / 6	33
3 Points	3 / 3	100
Free Throws	2 / 2	100

9 DIAZ Alberto



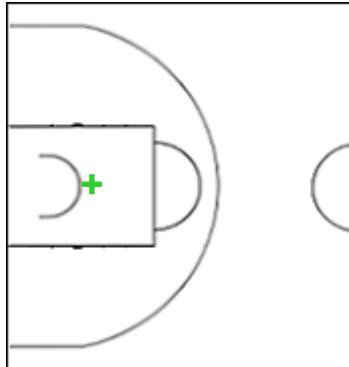
	M / A	%
Fied Goals	1 / 2	50
2 Points	1 / 2	50
3 Points	0 / 0	0
Free Throws	2 / 2	100

10 COLOM Quino



	M / A	%
Fied Goals	5 / 7	71
2 Points	1 / 2	50
3 Points	4 / 5	80
Free Throws	0 / 0	0

11 DIEZ Dani



	M / A	%
Fied Goals	4 / 5	80
2 Points	1 / 1	100
3 Points	3 / 4	75
Free Throws	0 / 0	0

GLOBAL PARTNERS





Shot Chart

ESP 88 vs 74 UKR

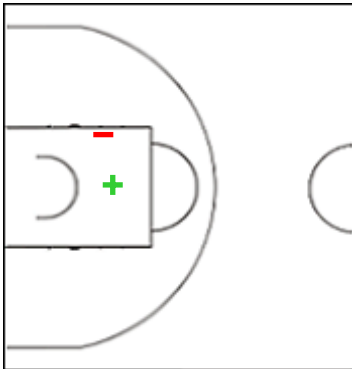
(22-17, 23-12, 28-17, 15-28)

Scoring by 5 min intervals:

	Q1		Q2		Q3		Q4	
ESP	9	22	32	45	60	73	80	88
UKR	10	17	19	29	33	46	62	74

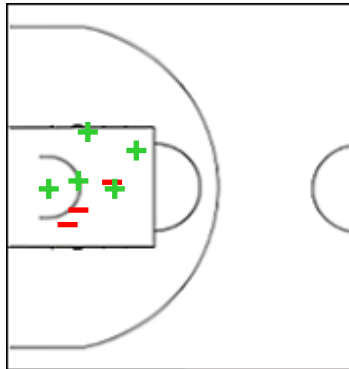
ESP - Spain

14 BARREIRO Jonathan



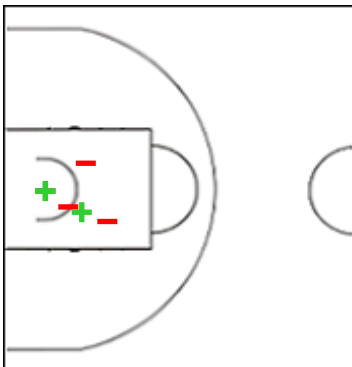
	M / A	%
Fied Goals	2 / 5	40
2 Points	1 / 2	50
3 Points	1 / 3	33
Free Throws	0 / 0	0

17 SIMA Yankuba



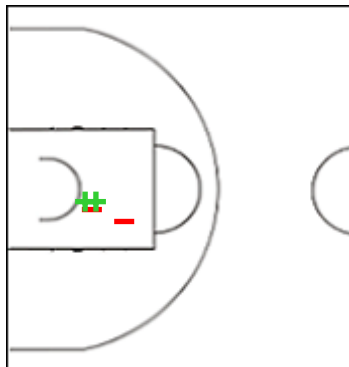
	M / A	%
Fied Goals	5 / 8	63
2 Points	5 / 8	63
3 Points	0 / 0	0
Free Throws	1 / 2	50

35 GUERRA Fran



	M / A	%
Fied Goals	3 / 7	43
2 Points	3 / 7	43
3 Points	0 / 0	0
Free Throws	1 / 2	50

44 PARRA Joel



	M / A	%
Fied Goals	2 / 7	29
2 Points	2 / 4	50
3 Points	0 / 3	0
Free Throws	0 / 0	0

GLOBAL PARTNERS





Shot Chart

ESP 88 vs 74 UKR

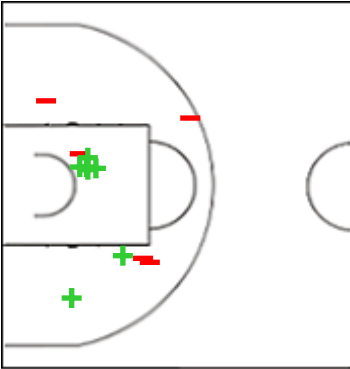
(22-17, 23-12, 28-17, 15-28)

Scoring by 5 min intervals:

	Q1		Q2		Q3		Q4	
ESP	9	22	32	45	60	73	80	88
UKR	10	17	19	29	33	46	62	74

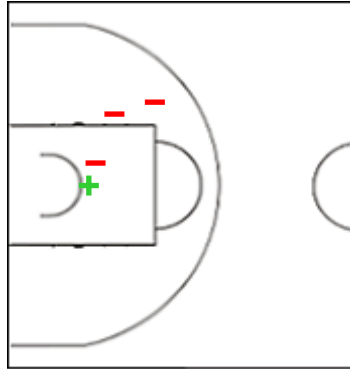
UKR - Ukraine

2 RANDLE Jerome



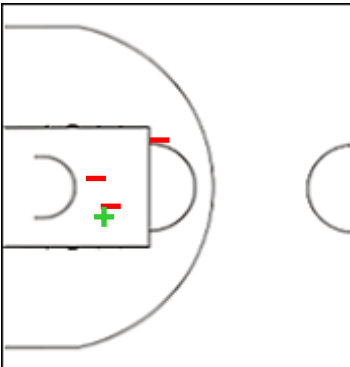
	M / A	%
Fied Goals	9 / 17	53
2 Points	7 / 12	58
3 Points	2 / 5	40
Free Throws	1 / 2	50

7 LUKASHOV Denys



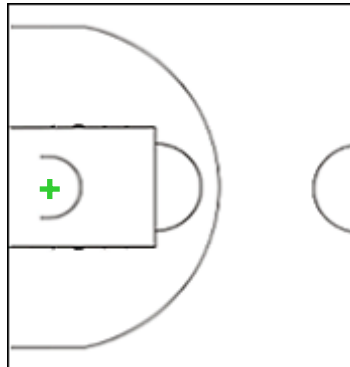
	M / A	%
Fied Goals	2 / 7	29
2 Points	1 / 4	25
3 Points	1 / 3	33
Free Throws	0 / 0	0

14 PAVLOV Serhii



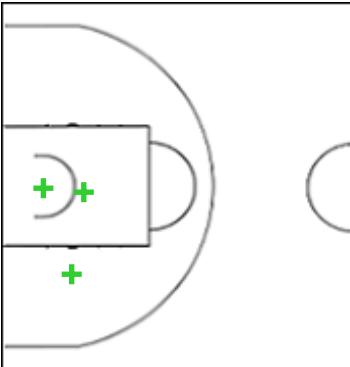
	M / A	%
Fied Goals	1 / 5	20
2 Points	1 / 4	25
3 Points	0 / 1	0
Free Throws	4 / 6	67

22 PETROV Viacheslav



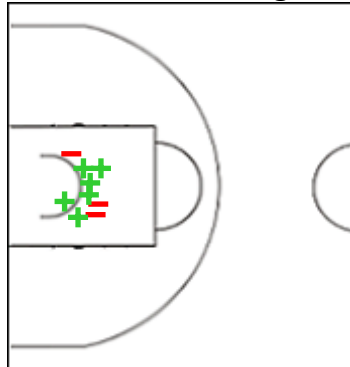
	M / A	%
Fied Goals	3 / 6	50
2 Points	1 / 1	100
3 Points	2 / 5	40
Free Throws	0 / 0	0

23 PUSTOVYI Artem



	M / A	%
Fied Goals	3 / 3	100
2 Points	3 / 3	100
3 Points	0 / 0	0
Free Throws	6 / 6	100

32 BLIZNYUK Bogdan



	M / A	%
Fied Goals	6 / 11	55
2 Points	6 / 9	67
3 Points	0 / 2	0
Free Throws	2 / 3	67

GLOBAL PARTNERS





Shot Chart

ESP 88 vs 74 UKR

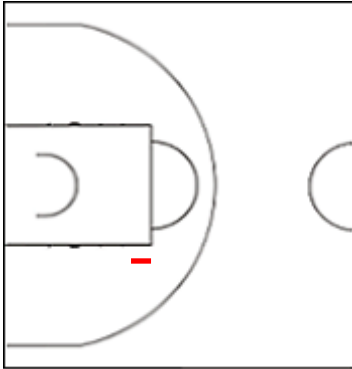
(22-17, 23-12, 28-17, 15-28)

Scoring by 5 min intervals:

	Q1		Q2		Q3		Q4	
ESP	9	22	32	45	60	73	80	88
UKR	10	17	19	29	33	46	62	74

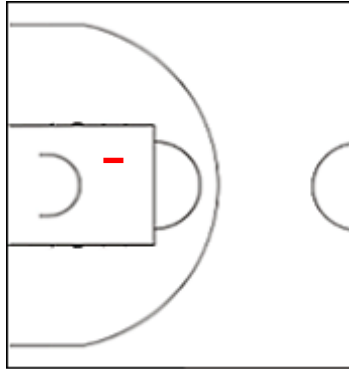
UKR - Ukraine

45 ZOTOV Vitaliy



	M / A	%
Fied Goals	0 / 3	0
2 Points	0 / 1	0
3 Points	0 / 2	0
Free Throws	0 / 0	0

55 SYDOROV Illya



	M / A	%
Fied Goals	1 / 5	20
2 Points	0 / 1	0
3 Points	1 / 4	25
Free Throws	0 / 0	0

GLOBAL PARTNERS





Shot Chart

ESP 88 vs 74 UKR

(22-17, 23-12, 28-17, 15-28)

Scoring by 5 min intervals:

	Q1		Q2		Q3		Q4	
ESP	9	22	32	45	60	73	80	88
UKR	10	17	19	29	33	46	62	74

ESP - Spain

UKR - Ukraine



	M / A	%
Fied Goals	33 / 64	52
2 Points	21 / 40	53
3 Points	12 / 24	50
Free Throws	10 / 12	83

%	M / A	
43	26 / 60	Fied Goals
54	19 / 35	2 Points
28	7 / 25	3 Points
71	15 / 21	Free Throws

GLOBAL PARTNERS

