



Shot Chart

BEL 65 vs 66 LAT

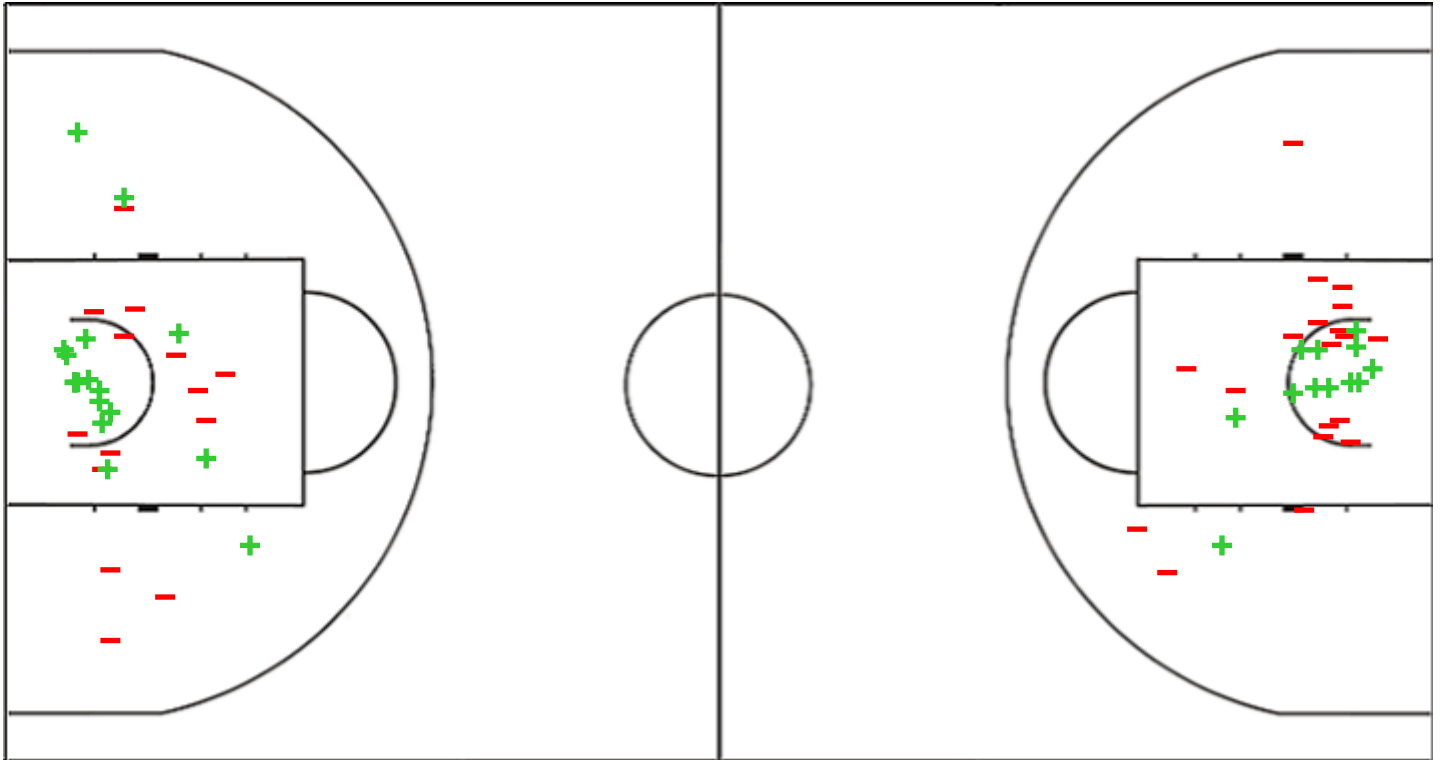
(10-23, 15-20, 20-14, 20-9)

Scoring by 5 min intervals:

	Q1		Q2		Q3		Q4	
BEL	7	10	14	25	32	45	55	65
LAT	13	23	32	43	49	57	65	66

BEL - Belgium

LAT - Latvia



BEL	M / A	%
Fied Goals	23 / 56	41
2 Points	18 / 32	56
3 Points	5 / 24	21
Free Throws	14 / 27	52

%	M / A	LAT
40	22 / 55	Fied Goals
39	12 / 31	2 Points
42	10 / 24	3 Points
52	12 / 23	Free Throws

GLOBAL PARTNERS





Shot Chart

BEL 65 vs 66 LAT

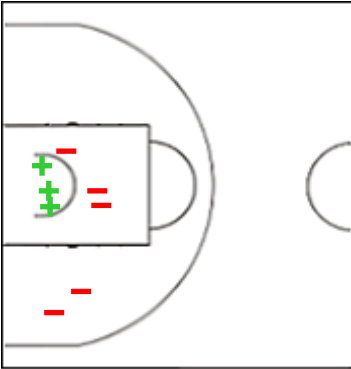
(10-23, 15-20, 20-14, 20-9)

Scoring by 5 min intervals:

	Q1		Q2		Q3		Q4	
BEL	7	10	14	25	32	45	55	65
LAT	13	23	32	43	49	57	65	66

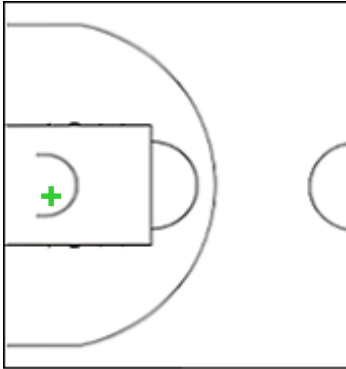
BEL - Belgium

4 LECOMTE Emmanuel



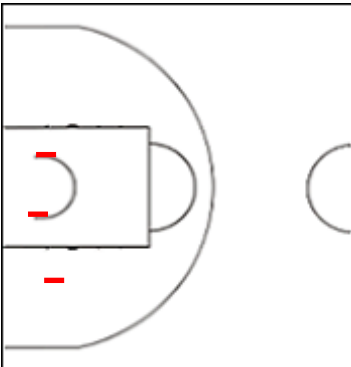
	M / A	%
Fied Goals	3 / 11	27
2 Points	3 / 8	38
3 Points	0 / 3	0
Free Throws	5 / 6	83

10 SERRON Quentin



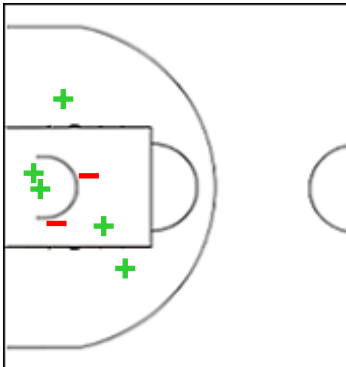
	M / A	%
Fied Goals	1 / 2	50
2 Points	1 / 1	100
3 Points	0 / 1	0
Free Throws	0 / 0	0

11 SCHWARTZ Loic



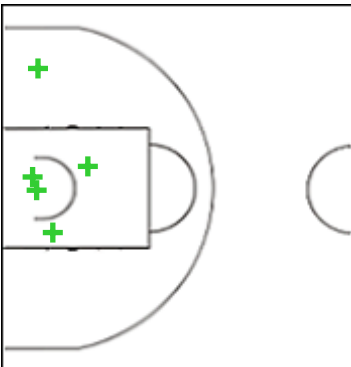
	M / A	%
Fied Goals	0 / 5	0
2 Points	0 / 3	0
3 Points	0 / 2	0
Free Throws	1 / 5	20

13 GILLET Pierre-Antoine



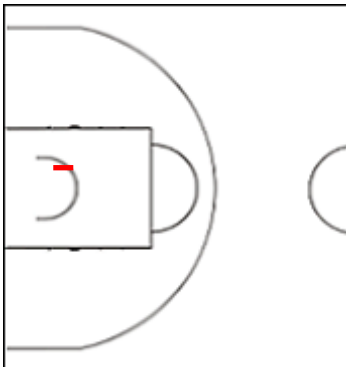
	M / A	%
Fied Goals	6 / 11	55
2 Points	5 / 7	71
3 Points	1 / 4	25
Free Throws	0 / 0	0

17 VANWIJN Hans



	M / A	%
Fied Goals	5 / 6	83
2 Points	5 / 5	100
3 Points	0 / 1	0
Free Throws	0 / 1	0

18 LIBERT Alexandre



	M / A	%
Fied Goals	0 / 2	0
2 Points	0 / 1	0
3 Points	0 / 1	0
Free Throws	2 / 3	67

GLOBAL PARTNERS





Shot Chart

BEL 65 vs 66 LAT

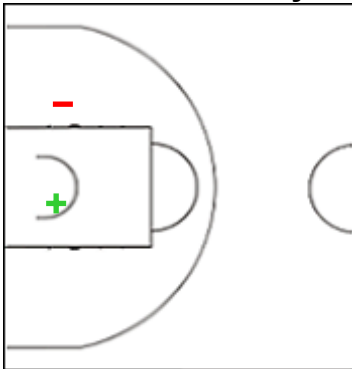
(10-23, 15-20, 20-14, 20-9)

Scoring by 5 min intervals:

	Q1		Q2		Q3		Q4	
BEL	7	10	14	25	32	45	55	65
LAT	13	23	32	43	49	57	65	66

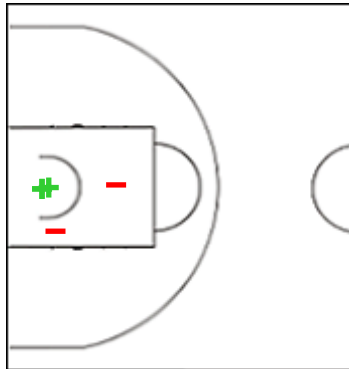
BEL - Belgium

24 VAN VLIET Andy



	M / A	%
Fied Goals	3 / 6	50
2 Points	1 / 2	50
3 Points	2 / 4	50
Free Throws	0 / 0	0

32 OBASOHAN Retin



	M / A	%
Fied Goals	5 / 12	42
2 Points	3 / 5	60
3 Points	2 / 7	29
Free Throws	6 / 10	60

GLOBAL PARTNERS





Shot Chart

BEL 65 vs 66 LAT

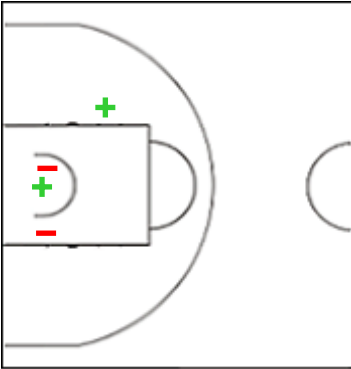
(10-23, 15-20, 20-14, 20-9)

Scoring by 5 min intervals:

	Q1		Q2		Q3		Q4	
BEL	7	10	14	25	32	45	55	65
LAT	13	23	32	43	49	57	65	66

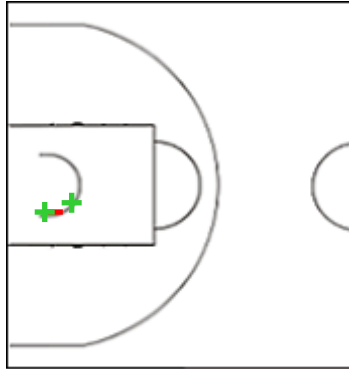
LAT - Latvia

00 KURUCS Rodions



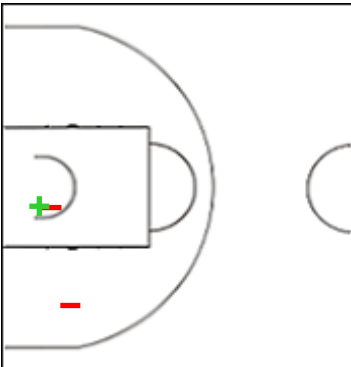
	M / A	%
Fied Goals	2 / 5	40
2 Points	2 / 4	50
3 Points	0 / 1	0
Free Throws	3 / 3	100

5 MEJERIS Mareks



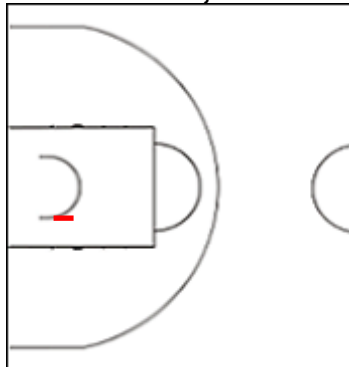
	M / A	%
Fied Goals	2 / 3	67
2 Points	2 / 3	67
3 Points	0 / 0	0
Free Throws	1 / 4	25

9 BERTANS Dairis



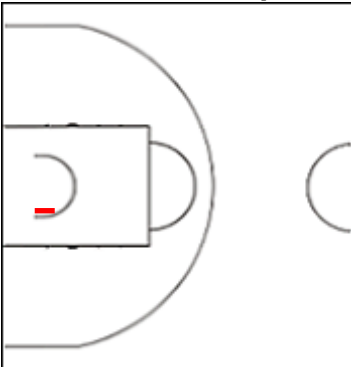
	M / A	%
Fied Goals	4 / 12	33
2 Points	1 / 3	33
3 Points	3 / 9	33
Free Throws	2 / 4	50

12 STRAUTIŅŠ Artūrs



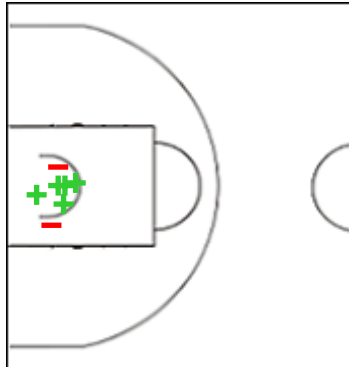
	M / A	%
Fied Goals	2 / 5	40
2 Points	0 / 1	0
3 Points	2 / 4	50
Free Throws	1 / 4	25

14 BERZINS Kaspars



	M / A	%
Fied Goals	0 / 1	0
2 Points	0 / 1	0
3 Points	0 / 0	0
Free Throws	0 / 0	0

18 CAVARS Klavs



	M / A	%
Fied Goals	5 / 7	71
2 Points	5 / 7	71
3 Points	0 / 0	0
Free Throws	2 / 3	67

GLOBAL PARTNERS





Shot Chart

BEL 65 vs 66 LAT

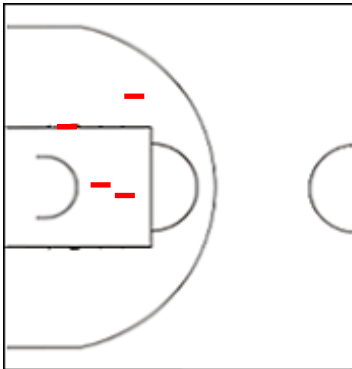
(10-23, 15-20, 20-14, 20-9)

Scoring by 5 min intervals:

	Q1		Q2		Q3		Q4	
BEL	7	10	14	25	32	45	55	65
LAT	13	23	32	43	49	57	65	66

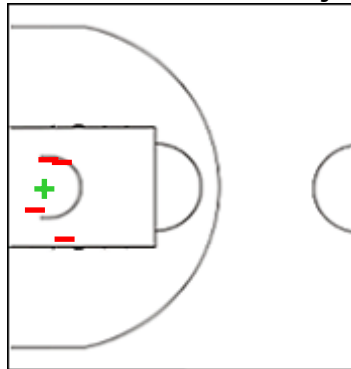
LAT - Latvia

19 LOMAZS Rihards



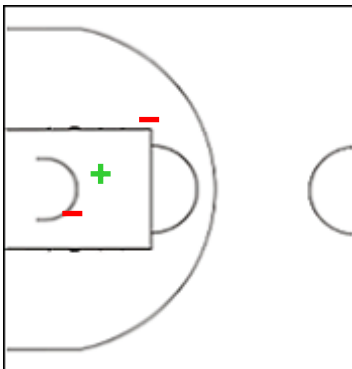
	M / A	%
Fied Goals	3 / 11	27
2 Points	0 / 4	0
3 Points	3 / 7	43
Free Throws	3 / 5	60

24 GRAZULIS Andrejs



	M / A	%
Fied Goals	1 / 5	20
2 Points	1 / 5	20
3 Points	0 / 0	0
Free Throws	0 / 0	0

44 LEIMANIS Toms



	M / A	%
Fied Goals	1 / 4	25
2 Points	1 / 3	33
3 Points	0 / 1	0
Free Throws	0 / 0	0

GLOBAL PARTNERS





Shot Chart

BEL 65 vs 66 LAT

(10-23, 15-20, 20-14, 20-9)

Scoring by 5 min intervals:

	Q1		Q2		Q3		Q4	
BEL	7	10	14	25	32	45	55	65
LAT	13	23	32	43	49	57	65	66

BEL - Belgium

LAT - Latvia



	M / A	%
Fied Goals	23 / 56	41
2 Points	18 / 32	56
3 Points	5 / 24	21
Free Throws	14 / 27	52

%	M / A	
40	22 / 55	Fied Goals
39	12 / 31	2 Points
42	10 / 24	3 Points
52	12 / 23	Free Throws

GLOBAL PARTNERS

