



Shot Chart

FIN 86 vs 76 SLO

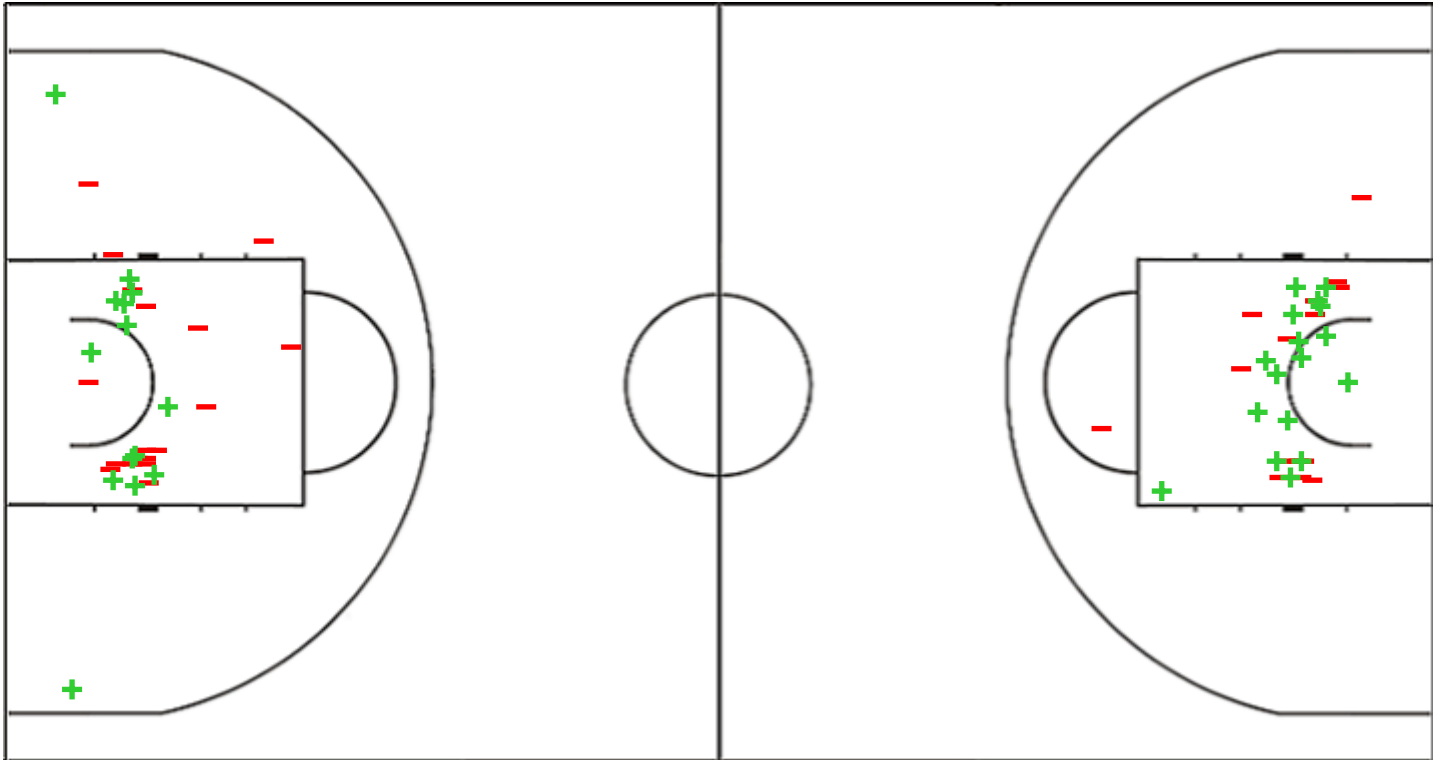
(13-14, 19-17, 26-26, 28-19)

Scoring by 5 min intervals:

	Q1		Q2		Q3		Q4	
FIN	6	13	21	32	47	58	69	86
SLO	6	14	19	31	40	57	61	76

FIN - Finland

SLO - Slovenia



FIN	M / A	%
Fied Goals	29 / 67	43
2 Points	15 / 33	45
3 Points	14 / 34	41
Free Throws	14 / 20	70

%	M / A	SLO
39	25 / 64	Fied Goals
53	17 / 32	2 Points
25	8 / 32	3 Points
64	18 / 28	Free Throws

GLOBAL PARTNERS





Shot Chart

FIN 86 vs 76 SLO

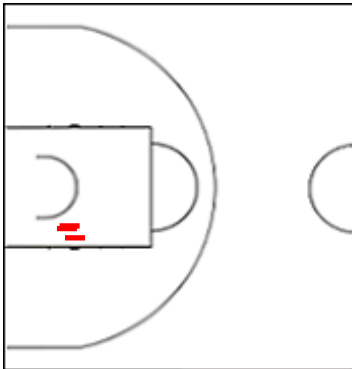
(13-14, 19-17, 26-26, 28-19)

Scoring by 5 min intervals:

	Q1		Q2		Q3		Q4	
FIN	6	13	21	32	47	58	69	86
SLO	6	14	19	31	40	57	61	76

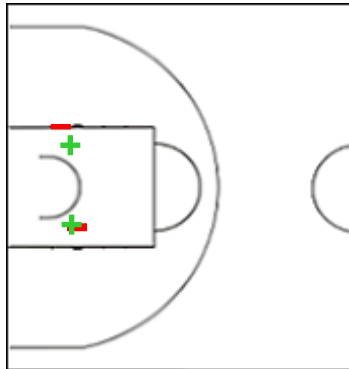
FIN - Finland

1 LITTLE Miro



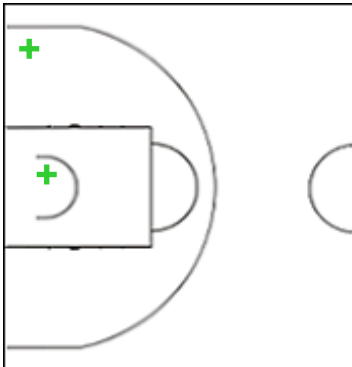
	M / A	%
Fied Goals	0 / 5	0
2 Points	0 / 3	0
3 Points	0 / 2	0
Free Throws	0 / 0	0

5 MURPHY Alex



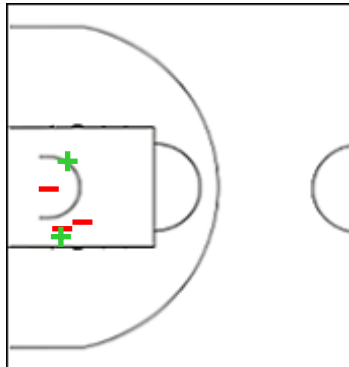
	M / A	%
Fied Goals	4 / 7	57
2 Points	2 / 5	40
3 Points	2 / 2	100
Free Throws	0 / 0	0

9 SALIN Sasu



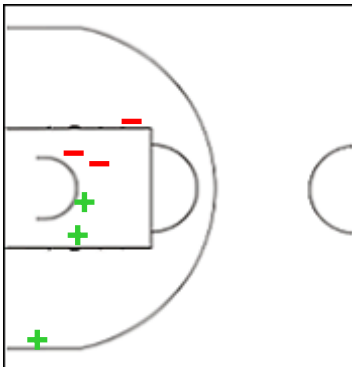
	M / A	%
Fied Goals	9 / 13	69
2 Points	2 / 2	100
3 Points	7 / 11	64
Free Throws	0 / 0	0

18 JANTUNEN Mikael



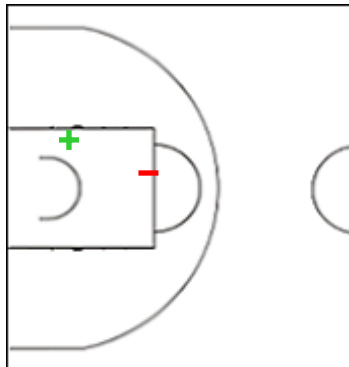
	M / A	%
Fied Goals	4 / 8	50
2 Points	2 / 5	40
3 Points	2 / 3	67
Free Throws	3 / 4	75

19 VALTONEN Elias



	M / A	%
Fied Goals	3 / 8	38
2 Points	3 / 6	50
3 Points	0 / 2	0
Free Throws	5 / 8	63

20 MADSEN Alexander



	M / A	%
Fied Goals	2 / 3	67
2 Points	1 / 2	50
3 Points	1 / 1	100
Free Throws	0 / 0	0

GLOBAL PARTNERS





Shot Chart

FIN 86 vs 76 SLO

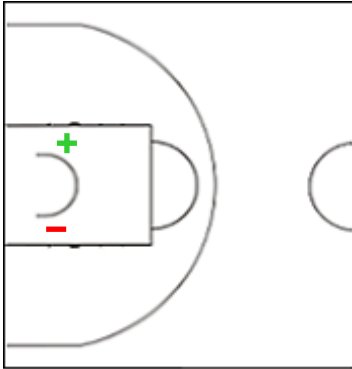
(13-14, 19-17, 26-26, 28-19)

Scoring by 5 min intervals:

	Q1		Q2		Q3		Q4	
FIN	6	13	21	32	47	58	69	86
SLO	6	14	19	31	40	57	61	76

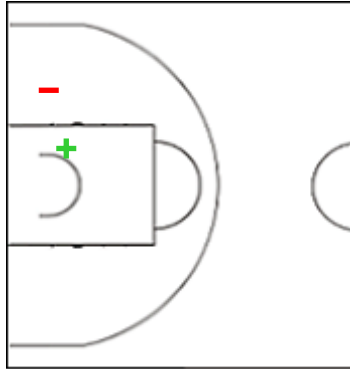
FIN - Finland

31 WILSON Jamar



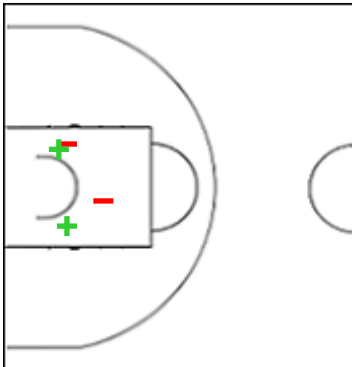
	M / A	%
Fied Goals	1 / 6	17
2 Points	1 / 2	50
3 Points	0 / 4	0
Free Throws	6 / 8	75

33 MURPHY Erik



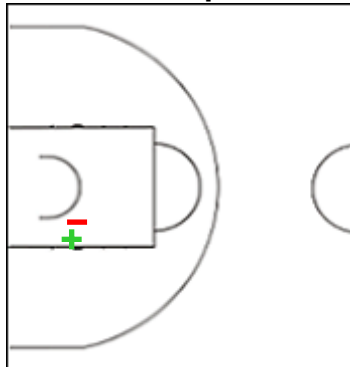
	M / A	%
Fied Goals	2 / 4	50
2 Points	1 / 2	50
3 Points	1 / 2	50
Free Throws	0 / 0	0

35 SEPPALA Ilari



	M / A	%
Fied Goals	2 / 5	40
2 Points	2 / 4	50
3 Points	0 / 1	0
Free Throws	0 / 0	0

41 PALMI Topias



	M / A	%
Fied Goals	2 / 6	33
2 Points	1 / 2	50
3 Points	1 / 4	25
Free Throws	0 / 0	0

GLOBAL PARTNERS





Shot Chart

FIN 86 vs 76 SLO

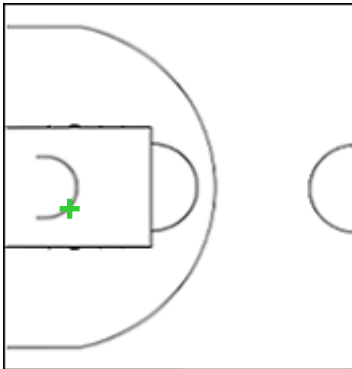
(13-14, 19-17, 26-26, 28-19)

Scoring by 5 min intervals:

	Q1		Q2		Q3		Q4	
FIN	6	13	21	32	47	58	69	86
SLO	6	14	19	31	40	57	61	76

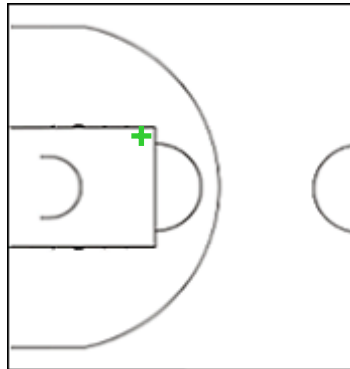
SLO - Slovenia

1 REBEC Matic



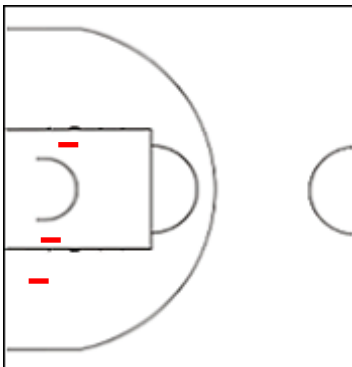
	M / A	%
Fied Goals	2 / 3	67
2 Points	1 / 1	100
3 Points	1 / 2	50
Free Throws	0 / 0	0

5 RUPNIK Luka



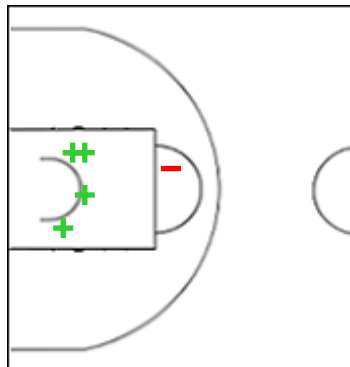
	M / A	%
Fied Goals	2 / 5	40
2 Points	1 / 1	100
3 Points	1 / 4	25
Free Throws	0 / 0	0

8 MURIC Edo



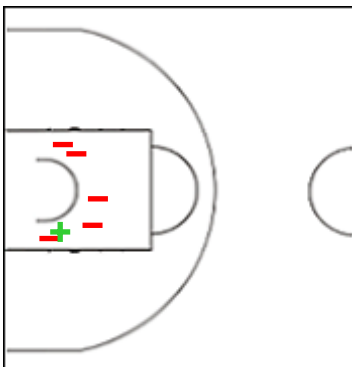
	M / A	%
Fied Goals	0 / 6	0
2 Points	0 / 3	0
3 Points	0 / 3	0
Free Throws	1 / 2	50

10 TOBEY Mike



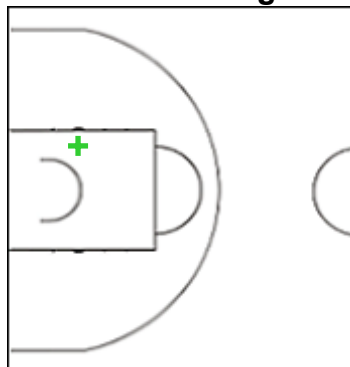
	M / A	%
Fied Goals	5 / 8	63
2 Points	4 / 6	67
3 Points	1 / 2	50
Free Throws	1 / 2	50

11 BLAZIC Jaka



	M / A	%
Fied Goals	4 / 15	27
2 Points	1 / 6	17
3 Points	3 / 9	33
Free Throws	5 / 10	50

15 HROVAT Gregor



	M / A	%
Fied Goals	1 / 1	100
2 Points	1 / 1	100
3 Points	0 / 0	0
Free Throws	1 / 2	50

GLOBAL PARTNERS





Shot Chart

FIN 86 vs 76 SLO

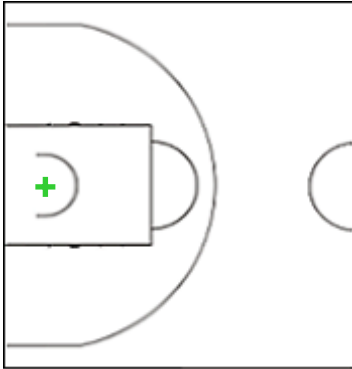
(13-14, 19-17, 26-26, 28-19)

Scoring by 5 min intervals:

	Q1		Q2		Q3		Q4	
FIN	6	13	21	32	47	58	69	86
SLO	6	14	19	31	40	57	61	76

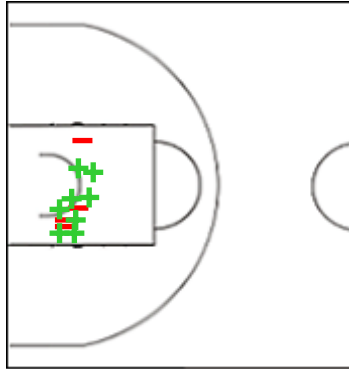
SLO - Slovenia

27 DIMEC Ziga



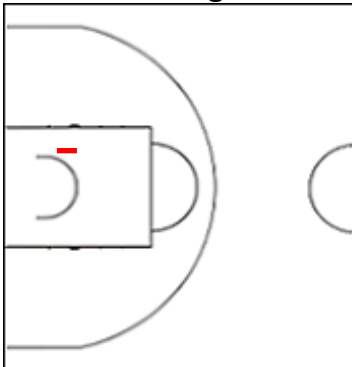
	M / A	%
Fied Goals	1 / 1	100
2 Points	1 / 1	100
3 Points	0 / 0	0
Free Throws	1 / 2	50

30 DRAGIC Zoran



	M / A	%
Fied Goals	8 / 17	47
2 Points	8 / 12	67
3 Points	0 / 5	0
Free Throws	9 / 10	90

33 GLAS Gregor



	M / A	%
Fied Goals	0 / 4	0
2 Points	0 / 1	0
3 Points	0 / 3	0
Free Throws	0 / 0	0

GLOBAL PARTNERS





Shot Chart

FIN 86 vs 76 SLO

(13-14, 19-17, 26-26, 28-19)

Scoring by 5 min intervals:

	Q1		Q2		Q3		Q4	
FIN	6	13	21	32	47	58	69	86
SLO	6	14	19	31	40	57	61	76

FIN - Finland

SLO - Slovenia



	M / A	%
Fied Goals	29 / 67	43
2 Points	15 / 33	45
3 Points	14 / 34	41
Free Throws	14 / 20	70

%	M / A	
39	25 / 64	Fied Goals
53	17 / 32	2 Points
25	8 / 32	3 Points
64	18 / 28	Free Throws

GLOBAL PARTNERS

