



Shot Chart

LTU 77 vs 56 BIH

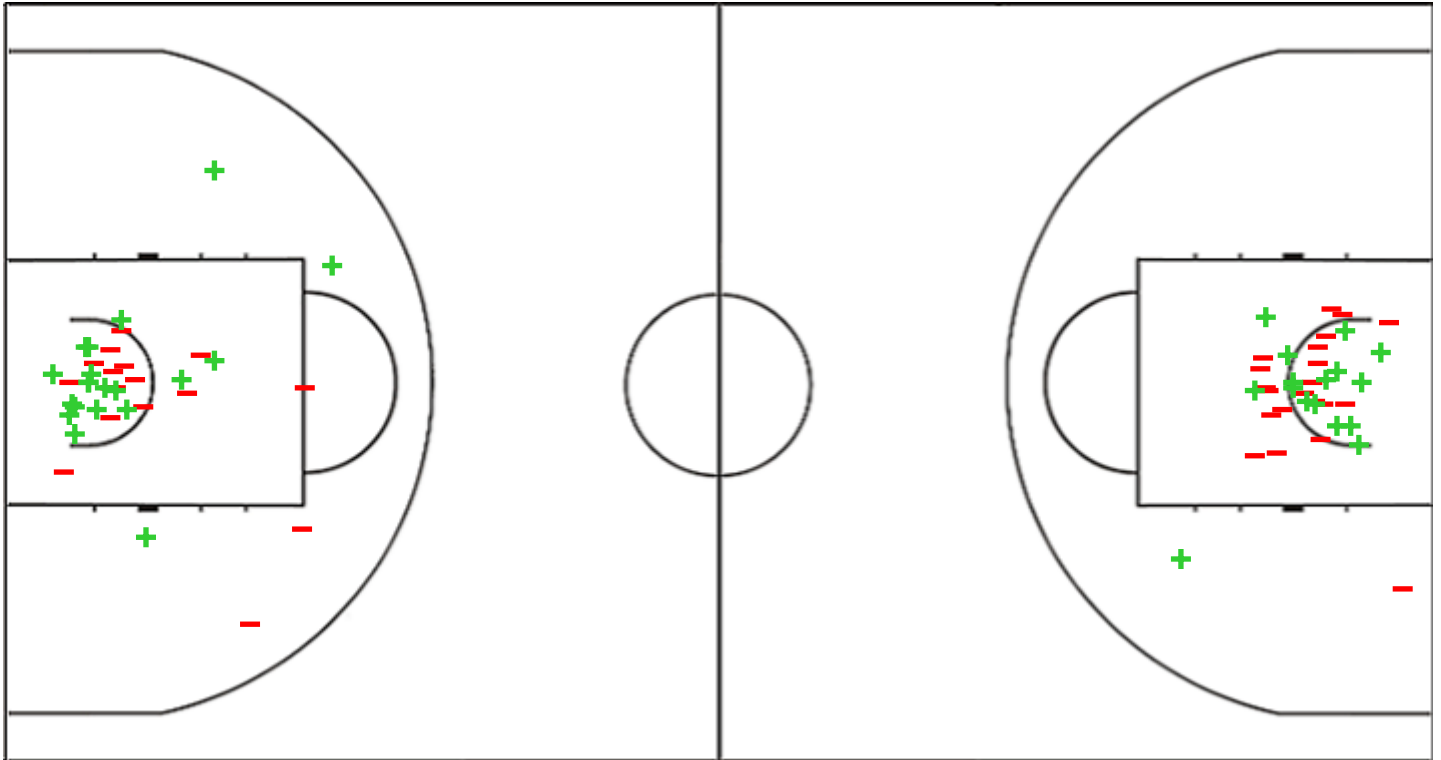
(20-12, 14-20, 21-12, 22-12)

Scoring by 5 min intervals:

| | Q1 | | Q2 | | Q3 | | Q4 | |
|-----|----|----|----|----|----|----|----|----|
| LTU | 14 | 20 | 31 | 34 | 43 | 55 | 65 | 77 |
| BIH | 5 | 12 | 20 | 32 | 40 | 44 | 51 | 56 |

LTU - Lithuania

BIH - Bosnia and Herzegovina



| LTU | M / A | % |
|-------------|---------|-----|
| Fied Goals | 27 / 60 | 45 |
| 2 Points | 20 / 37 | 54 |
| 3 Points | 7 / 23 | 30 |
| Free Throws | 16 / 16 | 100 |

| % | M / A | BIH |
|----|---------|-------------|
| 38 | 22 / 58 | Fied Goals |
| 43 | 16 / 37 | 2 Points |
| 29 | 6 / 21 | 3 Points |
| 67 | 6 / 9 | Free Throws |

GLOBAL PARTNERS





Shot Chart

LTU 77 vs 56 BIH

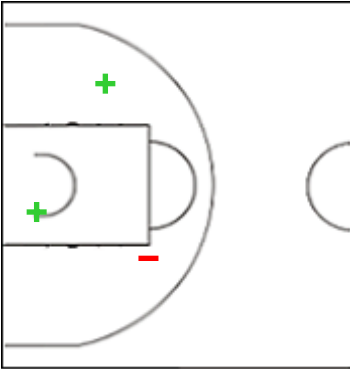
(20-12, 14-20, 21-12, 22-12)

Scoring by 5 min intervals:

| | Q1 | | Q2 | | Q3 | | Q4 | |
|-----|----|----|----|----|----|----|----|----|
| LTU | 14 | 20 | 31 | 34 | 43 | 55 | 65 | 77 |
| BIH | 5 | 12 | 20 | 32 | 40 | 44 | 51 | 56 |

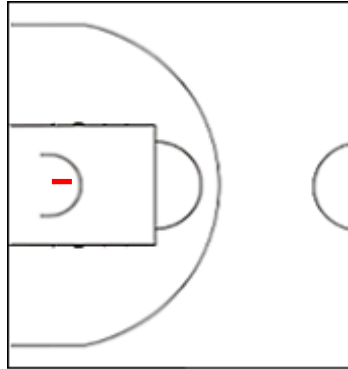
LTU - Lithuania

6 GAILIUS Deividas



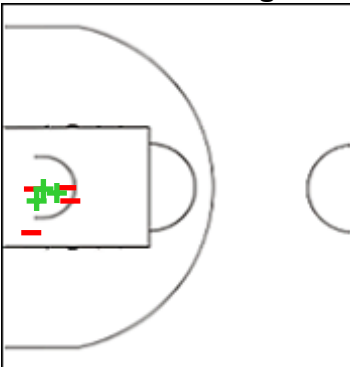
| | M / A | % |
|-------------|-------|-----|
| Fied Goals | 5 / 9 | 56 |
| 2 Points | 2 / 3 | 67 |
| 3 Points | 3 / 6 | 50 |
| Free Throws | 2 / 2 | 100 |

7 RADZEVICIUS Gytis



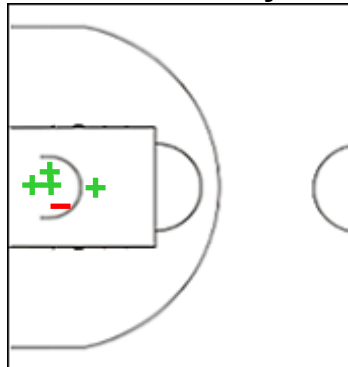
| | M / A | % |
|-------------|-------|-----|
| Fied Goals | 1 / 3 | 33 |
| 2 Points | 0 / 1 | 0 |
| 3 Points | 1 / 2 | 50 |
| Free Throws | 6 / 6 | 100 |

10 MINIOTAS Regimantas



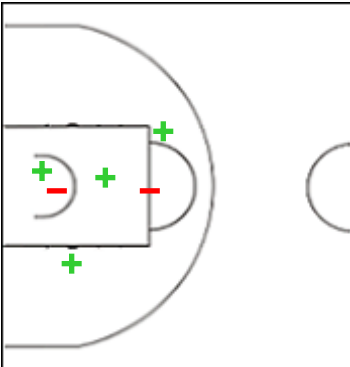
| | M / A | % |
|-------------|-------|-----|
| Fied Goals | 3 / 8 | 38 |
| 2 Points | 3 / 7 | 43 |
| 3 Points | 0 / 1 | 0 |
| Free Throws | 2 / 2 | 100 |

11 BIRUTIS Laurynas



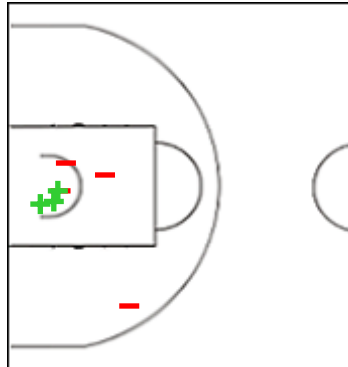
| | M / A | % |
|-------------|-------|----|
| Fied Goals | 4 / 5 | 80 |
| 2 Points | 4 / 5 | 80 |
| 3 Points | 0 / 0 | 0 |
| Free Throws | 0 / 0 | 0 |

18 GIRDZIUNAS Mindaugas



| | M / A | % |
|-------------|-------|----|
| Fied Goals | 4 / 8 | 50 |
| 2 Points | 4 / 6 | 67 |
| 3 Points | 0 / 2 | 0 |
| Free Throws | 0 / 0 | 0 |

33 DIMSA Tomas



| | M / A | % |
|-------------|--------|-----|
| Fied Goals | 6 / 13 | 46 |
| 2 Points | 3 / 7 | 43 |
| 3 Points | 3 / 6 | 50 |
| Free Throws | 4 / 4 | 100 |

GLOBAL PARTNERS





Shot Chart

LTU 77 vs 56 BIH

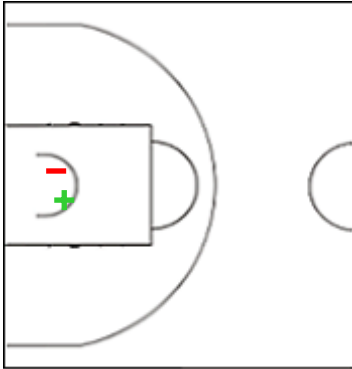
(20-12, 14-20, 21-12, 22-12)

Scoring by 5 min intervals:

| | Q1 | | Q2 | | Q3 | | Q4 | |
|-----|----|----|----|----|----|----|----|----|
| LTU | 14 | 20 | 31 | 34 | 43 | 55 | 65 | 77 |
| BIH | 5 | 12 | 20 | 32 | 40 | 44 | 51 | 56 |

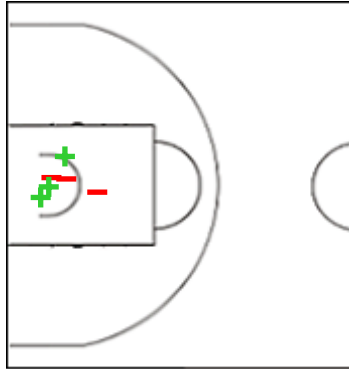
LTU - Lithuania

34 SAJUS Martynas



| | M / A | % |
|-------------|-------|----|
| Fied Goals | 1 / 2 | 50 |
| 2 Points | 1 / 2 | 50 |
| 3 Points | 0 / 0 | 0 |
| Free Throws | 0 / 0 | 0 |

51 BUTKEVICIUS Arnas



| | M / A | % |
|-------------|-------|----|
| Fied Goals | 3 / 7 | 43 |
| 2 Points | 3 / 6 | 50 |
| 3 Points | 0 / 1 | 0 |
| Free Throws | 0 / 0 | 0 |

GLOBAL PARTNERS





Shot Chart

LTU 77 vs 56 BIH

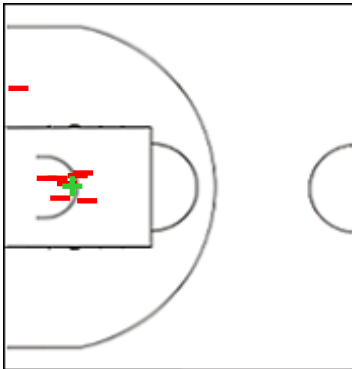
(20-12, 14-20, 21-12, 22-12)

Scoring by 5 min intervals:

| | Q1 | | Q2 | | Q3 | | Q4 | |
|-----|----|----|----|----|----|----|----|----|
| LTU | 14 | 20 | 31 | 34 | 43 | 55 | 65 | 77 |
| BIH | 5 | 12 | 20 | 32 | 40 | 44 | 51 | 56 |

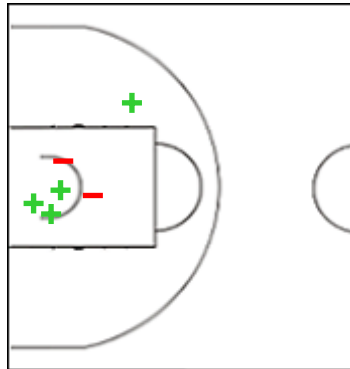
BIH - Bosnia and Herzegovina

5 ATIC Edin



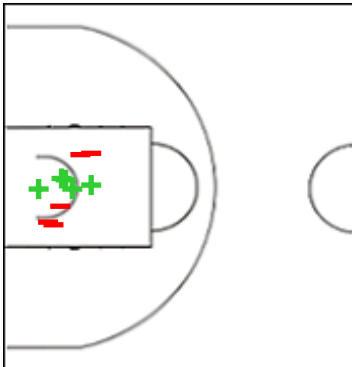
| | M / A | % |
|-------------|--------|----|
| Fied Goals | 4 / 14 | 29 |
| 2 Points | 1 / 9 | 11 |
| 3 Points | 3 / 5 | 60 |
| Free Throws | 1 / 2 | 50 |

9 GEGIC Amar



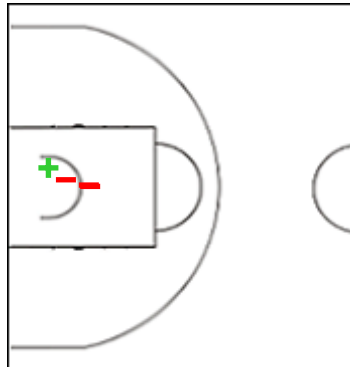
| | M / A | % |
|-------------|--------|----|
| Fied Goals | 4 / 10 | 40 |
| 2 Points | 4 / 6 | 67 |
| 3 Points | 0 / 4 | 0 |
| Free Throws | 2 / 3 | 67 |

11 KAMENJAS Kenan



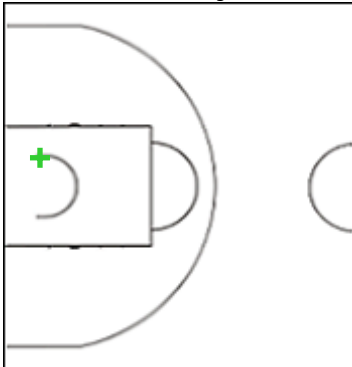
| | M / A | % |
|-------------|--------|----|
| Fied Goals | 5 / 10 | 50 |
| 2 Points | 5 / 10 | 50 |
| 3 Points | 0 / 0 | 0 |
| Free Throws | 0 / 0 | 0 |

13 MUSA Dzanan



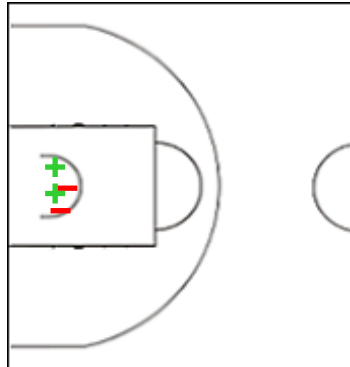
| | M / A | % |
|-------------|-------|-----|
| Fied Goals | 2 / 8 | 25 |
| 2 Points | 1 / 4 | 25 |
| 3 Points | 1 / 4 | 25 |
| Free Throws | 2 / 2 | 100 |

15 PENAVA Ajdin



| | M / A | % |
|-------------|-------|-----|
| Fied Goals | 2 / 3 | 67 |
| 2 Points | 1 / 1 | 100 |
| 3 Points | 1 / 2 | 50 |
| Free Throws | 0 / 0 | 0 |

22 SULEJMANOVIC Emir



| | M / A | % |
|-------------|-------|----|
| Fied Goals | 3 / 6 | 50 |
| 2 Points | 2 / 4 | 50 |
| 3 Points | 1 / 2 | 50 |
| Free Throws | 0 / 0 | 0 |

GLOBAL PARTNERS





Shot Chart

LTU 77 vs 56 BIH

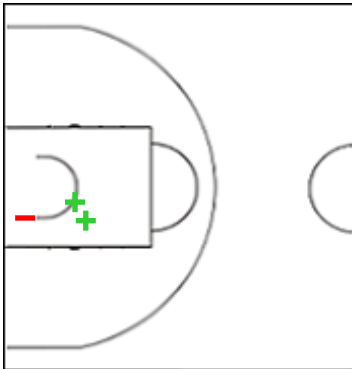
(20-12, 14-20, 21-12, 22-12)

Scoring by 5 min intervals:

| | Q1 | | Q2 | | Q3 | | Q4 | |
|-----|----|----|----|----|----|----|----|----|
| LTU | 14 | 20 | 31 | 34 | 43 | 55 | 65 | 77 |
| BIH | 5 | 12 | 20 | 32 | 40 | 44 | 51 | 56 |

BIH - Bosnia and Herzegovina

27 VRABAC Adin



| | M / A | % |
|-------------|-------|----|
| Fied Goals | 2 / 6 | 33 |
| 2 Points | 2 / 3 | 67 |
| 3 Points | 0 / 3 | 0 |
| Free Throws | 0 / 0 | 0 |

GLOBAL PARTNERS





Shot Chart

LTU 77 vs 56 BIH

(20-12, 14-20, 21-12, 22-12)

Scoring by 5 min intervals:

| | Q1 | | Q2 | | Q3 | | Q4 | |
|-----|----|----|----|----|----|----|----|----|
| LTU | 14 | 20 | 31 | 34 | 43 | 55 | 65 | 77 |
| BIH | 5 | 12 | 20 | 32 | 40 | 44 | 51 | 56 |

LTU - Lithuania

BIH - Bosnia and Herzegovina



| | M / A | % |
|-------------|---------|-----|
| Fied Goals | 27 / 60 | 45 |
| 2 Points | 20 / 37 | 54 |
| 3 Points | 7 / 23 | 30 |
| Free Throws | 16 / 16 | 100 |

| % | M / A | |
|----|---------|-------------|
| 38 | 22 / 58 | Fied Goals |
| 43 | 16 / 37 | 2 Points |
| 29 | 6 / 21 | 3 Points |
| 67 | 6 / 9 | Free Throws |

GLOBAL PARTNERS

