



Shot Chart

LAT 68 vs 63 BEL

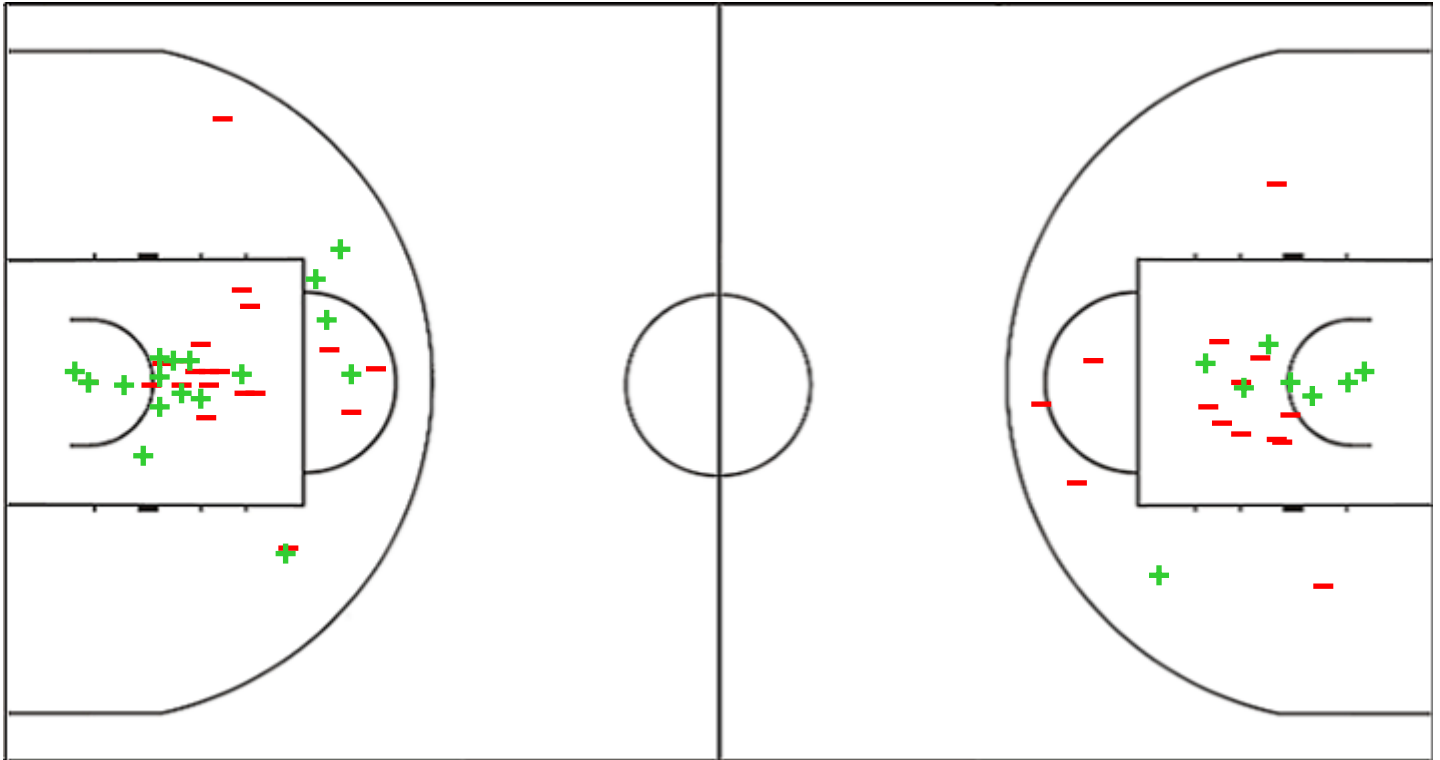
(21-16, 18-17, 12-16, 17-14)

Scoring by 5 min intervals:

	Q1		Q2		Q3		Q4	
LAT	7	21	31	39	44	51	54	68
BEL	8	16	26	33	43	49	53	63

LAT - Latvia

BEL - Belgium



LAT	M / A	%
Fied Goals	24 / 57	42
2 Points	18 / 38	47
3 Points	6 / 19	32
Free Throws	14 / 22	64

%	M / A	BEL
33	18 / 54	Fied Goals
36	8 / 22	2 Points
31	10 / 32	3 Points
65	17 / 26	Free Throws

GLOBAL PARTNERS





Shot Chart

LAT 68 vs 63 BEL

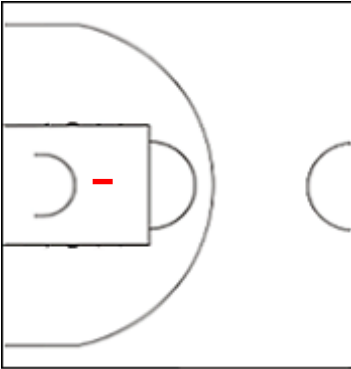
(21-16, 18-17, 12-16, 17-14)

Scoring by 5 min intervals:

	Q1		Q2		Q3		Q4	
LAT	7	21	31	39	44	51	54	68
BEL	8	16	26	33	43	49	53	63

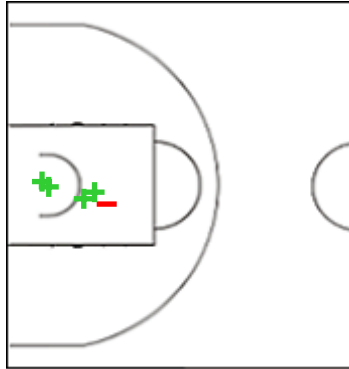
LAT - Latvia

00 KURUCS Rodions



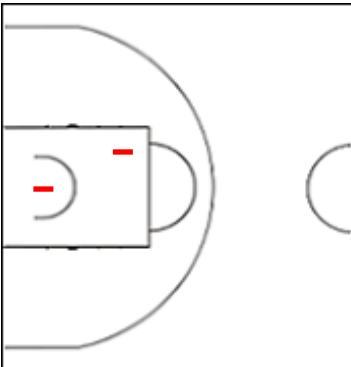
	M / A	%
Fied Goals	0 / 2	0
2 Points	0 / 1	0
3 Points	0 / 1	0
Free Throws	1 / 2	50

5 MEJERIS Mareks



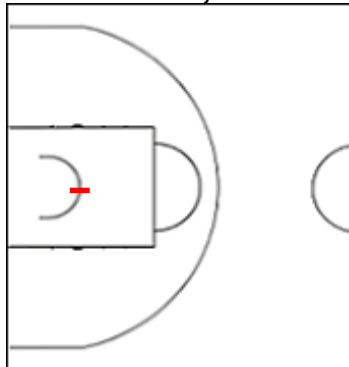
	M / A	%
Fied Goals	4 / 5	80
2 Points	4 / 5	80
3 Points	0 / 0	0
Free Throws	1 / 2	50

9 BERTANS Dairis



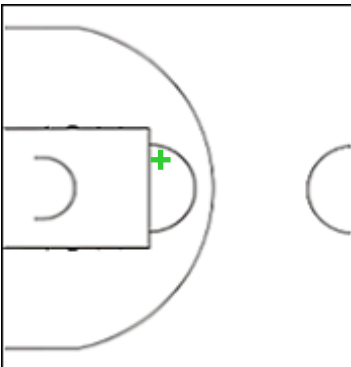
	M / A	%
Fied Goals	4 / 10	40
2 Points	0 / 2	0
3 Points	4 / 8	50
Free Throws	3 / 7	43

12 STRAUTIŅŠ Artūrs



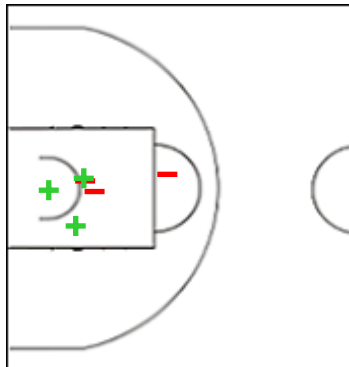
	M / A	%
Fied Goals	0 / 4	0
2 Points	0 / 1	0
3 Points	0 / 3	0
Free Throws	2 / 2	100

15 ATE Artis



	M / A	%
Fied Goals	1 / 1	100
2 Points	1 / 1	100
3 Points	0 / 0	0
Free Throws	0 / 0	0

18 CAVARS Klavs



	M / A	%
Fied Goals	3 / 6	50
2 Points	3 / 6	50
3 Points	0 / 0	0
Free Throws	0 / 0	0

GLOBAL PARTNERS





Shot Chart

LAT 68 vs 63 BEL

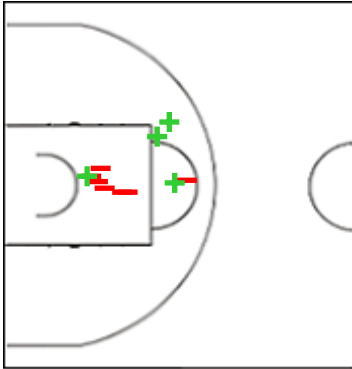
(21-16, 18-17, 12-16, 17-14)

Scoring by 5 min intervals:

	Q1		Q2		Q3		Q4	
LAT	7	21	31	39	44	51	54	68
BEL	8	16	26	33	43	49	53	63

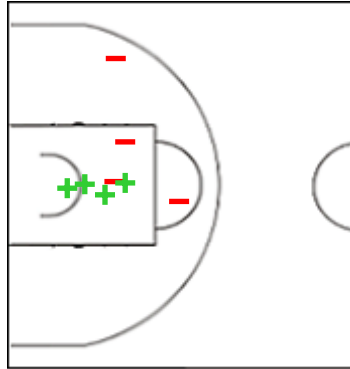
LAT - Latvia

19 LOMAZS Rihards



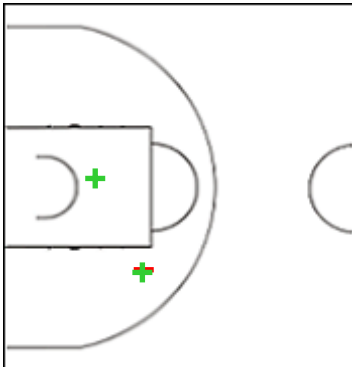
	M / A	%
Fied Goals	5 / 13	38
2 Points	4 / 11	36
3 Points	1 / 2	50
Free Throws	5 / 6	83

24 GRAZULIS Andrejs



	M / A	%
Fied Goals	4 / 9	44
2 Points	4 / 8	50
3 Points	0 / 1	0
Free Throws	0 / 0	0

44 LEIMANIS Toms



	M / A	%
Fied Goals	2 / 5	40
2 Points	2 / 3	67
3 Points	0 / 2	0
Free Throws	2 / 3	67

GLOBAL PARTNERS





Shot Chart

LAT 68 vs 63 BEL

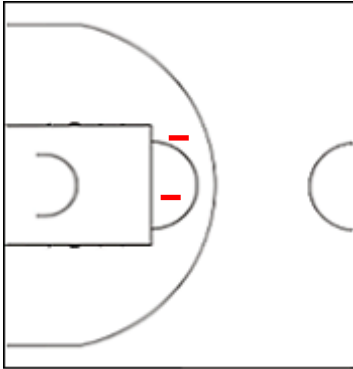
(21-16, 18-17, 12-16, 17-14)

Scoring by 5 min intervals:

	Q1		Q2		Q3		Q4	
LAT	7	21	31	39	44	51	54	68
BEL	8	16	26	33	43	49	53	63

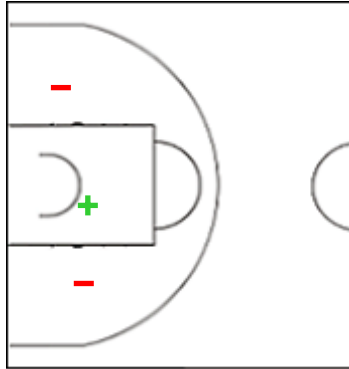
BEL - Belgium

4 LECOMTE Emmanuel



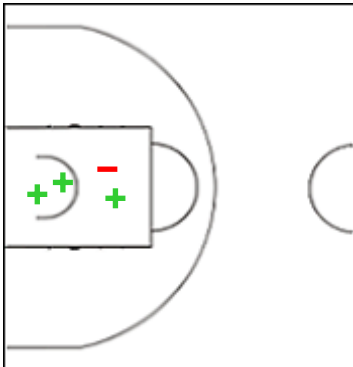
	M / A	%
Fied Goals	0 / 3	0
2 Points	0 / 2	0
3 Points	0 / 1	0
Free Throws	2 / 2	100

13 GILLET Pierre-Antoine



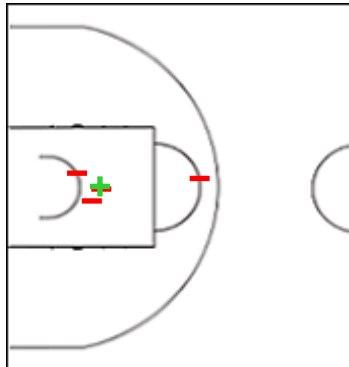
	M / A	%
Fied Goals	3 / 10	30
2 Points	1 / 3	33
3 Points	2 / 7	29
Free Throws	1 / 2	50

16 TUMBA Kevin



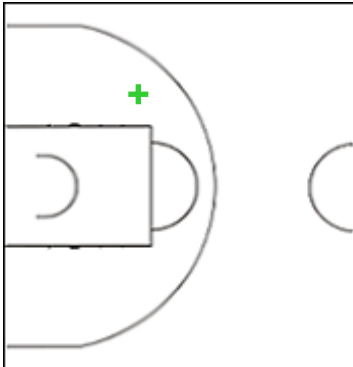
	M / A	%
Fied Goals	3 / 4	75
2 Points	3 / 4	75
3 Points	0 / 0	0
Free Throws	0 / 0	0

17 VANWIJN Hans



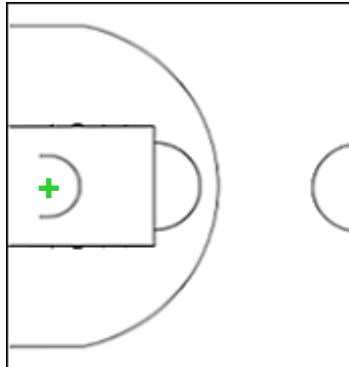
	M / A	%
Fied Goals	1 / 6	17
2 Points	1 / 5	20
3 Points	0 / 1	0
Free Throws	4 / 6	67

18 LIBERT Alexandre



	M / A	%
Fied Goals	2 / 7	29
2 Points	1 / 1	100
3 Points	1 / 6	17
Free Throws	0 / 0	0

22 KESTELOOT Vincent



	M / A	%
Fied Goals	2 / 4	50
2 Points	1 / 1	100
3 Points	1 / 3	33
Free Throws	0 / 0	0

GLOBAL PARTNERS





Shot Chart

LAT 68 vs 63 BEL

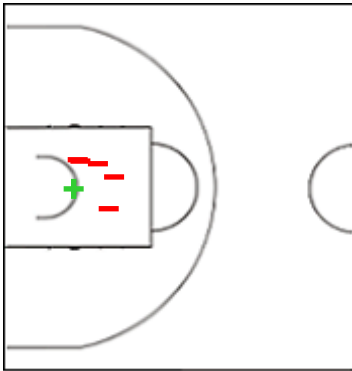
(21-16, 18-17, 12-16, 17-14)

Scoring by 5 min intervals:

	Q1		Q2		Q3		Q4	
LAT	7	21	31	39	44	51	54	68
BEL	8	16	26	33	43	49	53	63

BEL - Belgium

32 OBASOHAN Retin



	M / A	%
Fied Goals	3 / 10	30
2 Points	1 / 6	17
3 Points	2 / 4	50
Free Throws	8 / 13	62

GLOBAL PARTNERS





Shot Chart

LAT 68 vs 63 BEL

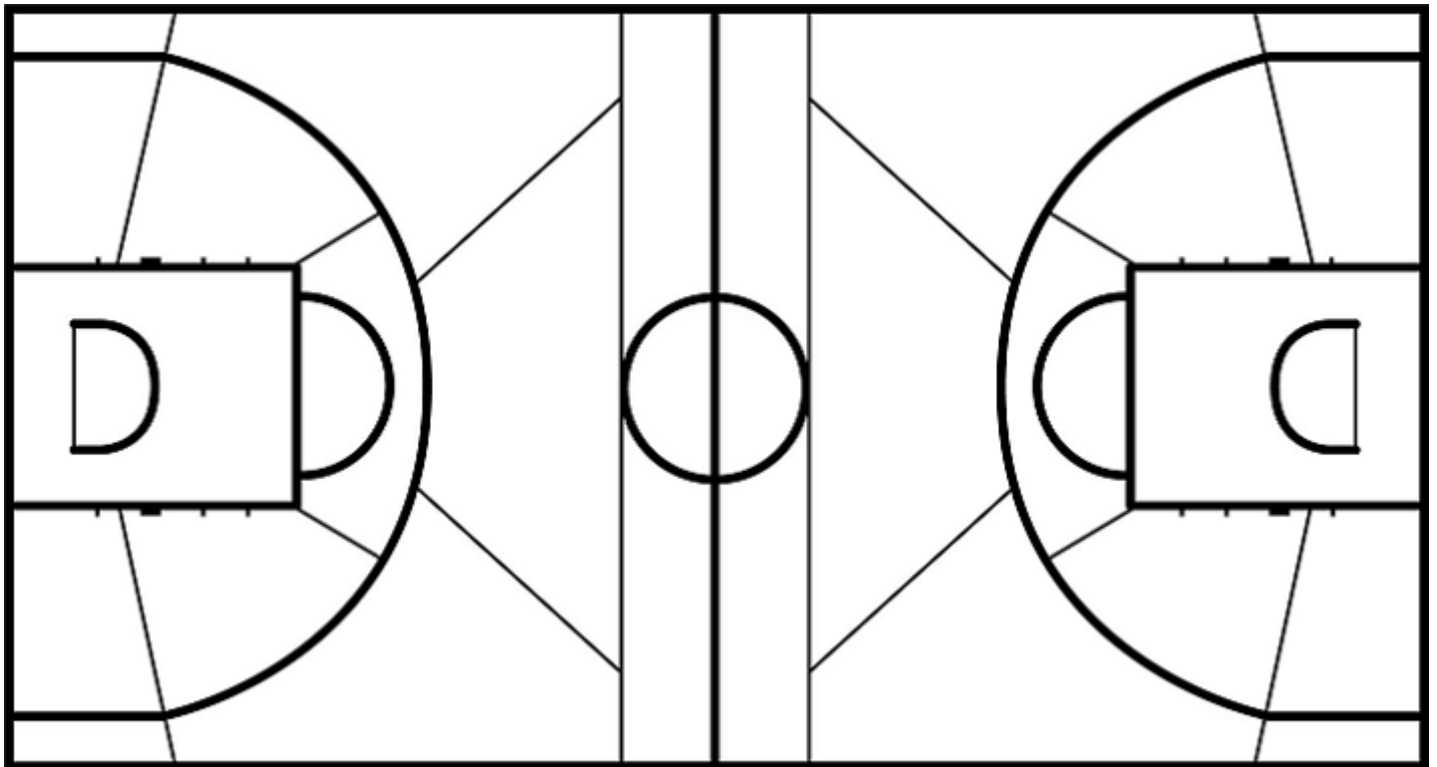
(21-16, 18-17, 12-16, 17-14)

Scoring by 5 min intervals:

	Q1		Q2		Q3		Q4	
LAT	7	21	31	39	44	51	54	68
BEL	8	16	26	33	43	49	53	63

LAT - Latvia

BEL - Belgium



	M / A	%
Fied Goals	24 / 57	42
2 Points	18 / 38	47
3 Points	6 / 19	32
Free Throws	14 / 22	64

%	M / A	
33	18 / 54	Fied Goals
36	8 / 22	2 Points
31	10 / 32	3 Points
65	17 / 26	Free Throws

GLOBAL PARTNERS

