



Shot Chart

BEL 102 vs 59 SVK

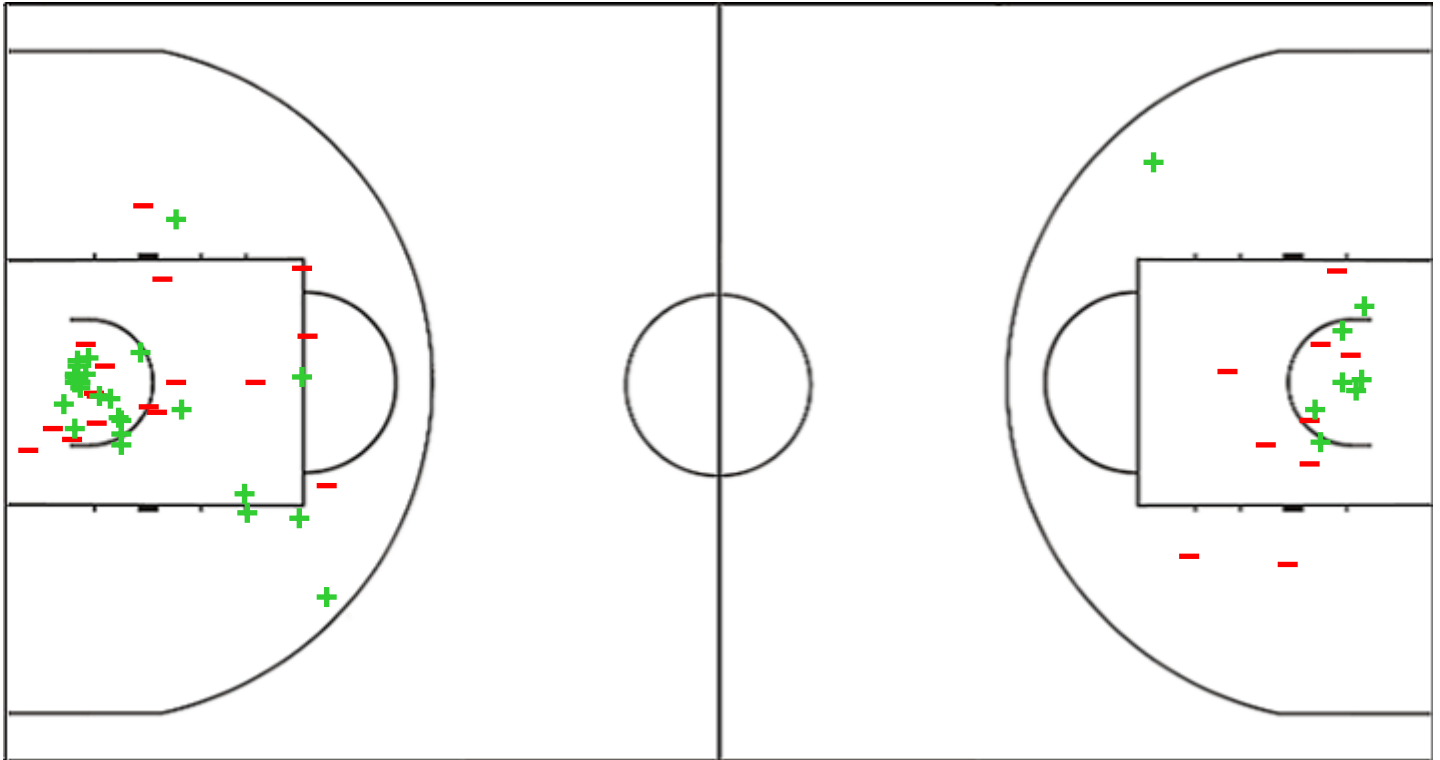
(25-7, 31-22, 27-12, 19-18)

Scoring by 5 min intervals:

	Q1		Q2		Q3		Q4	
BEL	15	25	37	56	67	83	93	102
SVK	2	7	20	29	34	41	53	59

BEL - Belgium

SVK - Slovakia



BEL	M / A	%
Fied Goals	41 / 72	57
2 Points	27 / 44	61
3 Points	14 / 28	50
Free Throws	6 / 8	75

%	M / A	SVK
37	19 / 51	Fied Goals
47	8 / 17	2 Points
32	11 / 34	3 Points
83	10 / 12	Free Throws

GLOBAL PARTNERS





Shot Chart

BEL 102 vs 59 SVK

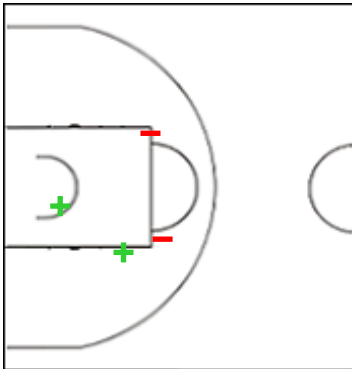
(25-7, 31-22, 27-12, 19-18)

Scoring by 5 min intervals:

	Q1		Q2		Q3		Q4	
BEL	15	25	37	56	67	83	93	102
SVK	2	7	20	29	34	41	53	59

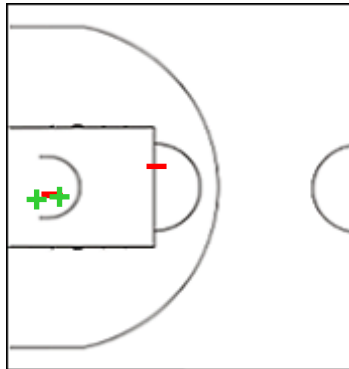
BEL - Belgium

4 LECOMTE Emmanuel



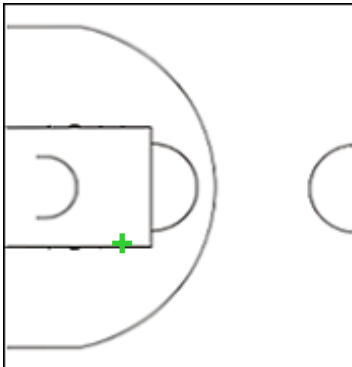
	M / A	%
Fied Goals	2 / 6	33
2 Points	2 / 4	50
3 Points	0 / 2	0
Free Throws	1 / 2	50

10 SERRON Quentin



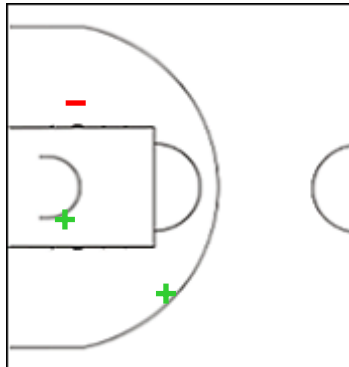
	M / A	%
Fied Goals	3 / 7	43
2 Points	2 / 5	40
3 Points	1 / 2	50
Free Throws	0 / 0	0

11 SCHWARTZ Loic



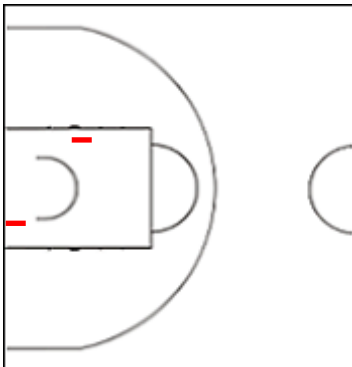
	M / A	%
Fied Goals	2 / 3	67
2 Points	1 / 1	100
3 Points	1 / 2	50
Free Throws	2 / 2	100

12 SALUMU Jean



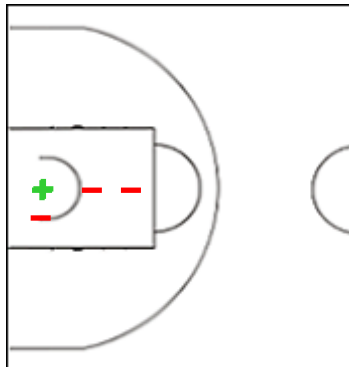
	M / A	%
Fied Goals	3 / 7	43
2 Points	2 / 3	67
3 Points	1 / 4	25
Free Throws	0 / 0	0

14 DE ZEEUW Maxime



	M / A	%
Fied Goals	4 / 8	50
2 Points	0 / 2	0
3 Points	4 / 6	67
Free Throws	0 / 0	0

16 TUMBA Kevin



	M / A	%
Fied Goals	2 / 5	40
2 Points	2 / 5	40
3 Points	0 / 0	0
Free Throws	0 / 0	0

GLOBAL PARTNERS





Shot Chart

BEL 102 vs 59 SVK

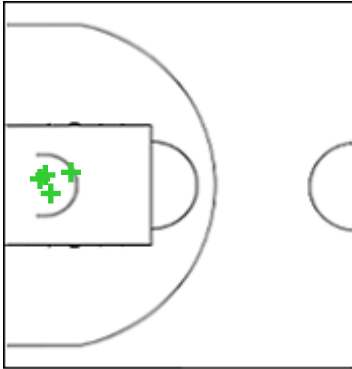
(25-7, 31-22, 27-12, 19-18)

Scoring by 5 min intervals:

	Q1		Q2		Q3		Q4	
BEL	15	25	37	56	67	83	93	102
SVK	2	7	20	29	34	41	53	59

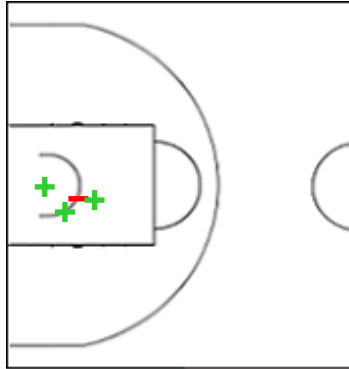
BEL - Belgium

17 VANWIJN Hans



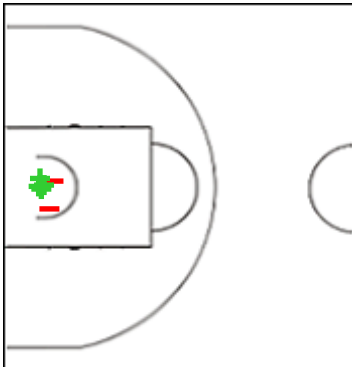
	M / A	%
Fied Goals	5 / 6	83
2 Points	4 / 4	100
3 Points	1 / 2	50
Free Throws	0 / 0	0

18 LIBERT Alexandre



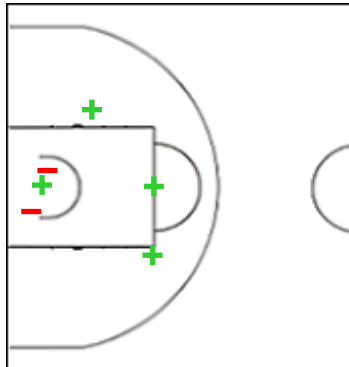
	M / A	%
Fied Goals	6 / 9	67
2 Points	3 / 4	75
3 Points	3 / 5	60
Free Throws	0 / 0	0

19 BAKO Ismael



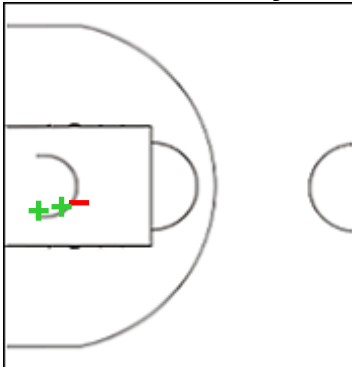
	M / A	%
Fied Goals	4 / 6	67
2 Points	4 / 6	67
3 Points	0 / 0	0
Free Throws	2 / 2	100

32 OBASOHAN Retin



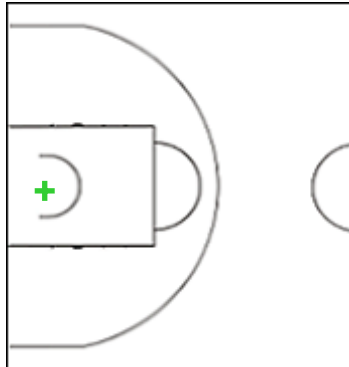
	M / A	%
Fied Goals	7 / 10	70
2 Points	4 / 6	67
3 Points	3 / 4	75
Free Throws	1 / 1	100

33 ROGIERS Roby



	M / A	%
Fied Goals	2 / 3	67
2 Points	2 / 3	67
3 Points	0 / 0	0
Free Throws	0 / 1	0

35 VANDERHAEGEN Thibault



	M / A	%
Fied Goals	1 / 2	50
2 Points	1 / 1	100
3 Points	0 / 1	0
Free Throws	0 / 0	0

GLOBAL PARTNERS





Shot Chart

BEL 102 vs 59 SVK

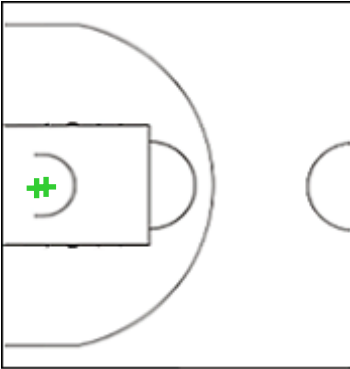
(25-7, 31-22, 27-12, 19-18)

Scoring by 5 min intervals:

	Q1		Q2		Q3		Q4	
BEL	15	25	37	56	67	83	93	102
SVK	2	7	20	29	34	41	53	59

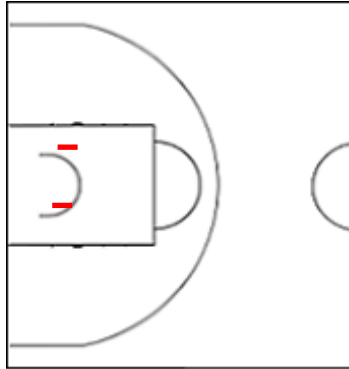
SVK - Slovakia

3 MAJERCAK Matej



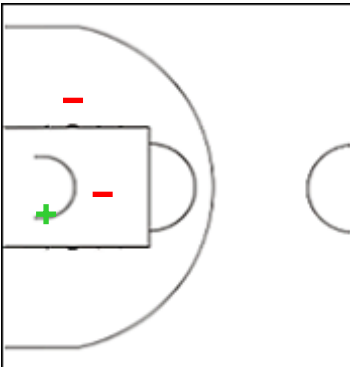
	M / A	%
Fied Goals	3 / 5	60
2 Points	2 / 2	100
3 Points	1 / 3	33
Free Throws	1 / 1	100

13 PAVELKA Tomas



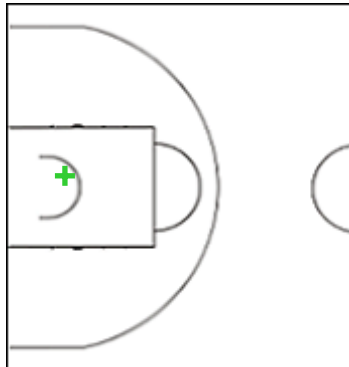
	M / A	%
Fied Goals	0 / 2	0
2 Points	0 / 2	0
3 Points	0 / 0	0
Free Throws	1 / 2	50

14 ABRHAM David



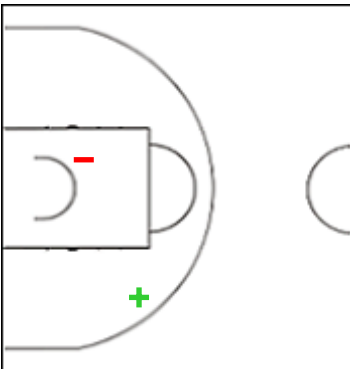
	M / A	%
Fied Goals	5 / 11	45
2 Points	1 / 3	33
3 Points	4 / 8	50
Free Throws	1 / 1	100

15 BOJANOVSKY Boris



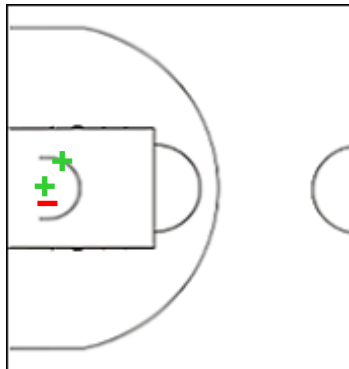
	M / A	%
Fied Goals	1 / 1	100
2 Points	1 / 1	100
3 Points	0 / 0	0
Free Throws	2 / 2	100

18 BACHAN Martin



	M / A	%
Fied Goals	3 / 7	43
2 Points	1 / 2	50
3 Points	2 / 5	40
Free Throws	4 / 4	100

21 DOLEZAJ Marek



	M / A	%
Fied Goals	5 / 12	42
2 Points	2 / 3	67
3 Points	3 / 9	33
Free Throws	1 / 2	50

GLOBAL PARTNERS





Shot Chart

BEL 102 vs 59 SVK

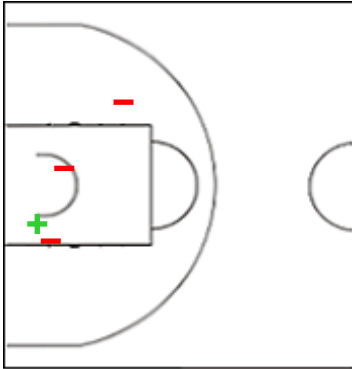
(25-7, 31-22, 27-12, 19-18)

Scoring by 5 min intervals:

	Q1		Q2		Q3		Q4	
BEL	15	25	37	56	67	83	93	102
SVK	2	7	20	29	34	41	53	59

SVK - Slovakia

22 HLIVAK Dalibor



	M / A	%
Fied Goals	1 / 6	17
2 Points	1 / 4	25
3 Points	0 / 2	0
Free Throws	0 / 0	0

GLOBAL PARTNERS





Shot Chart

BEL 102 vs 59 SVK

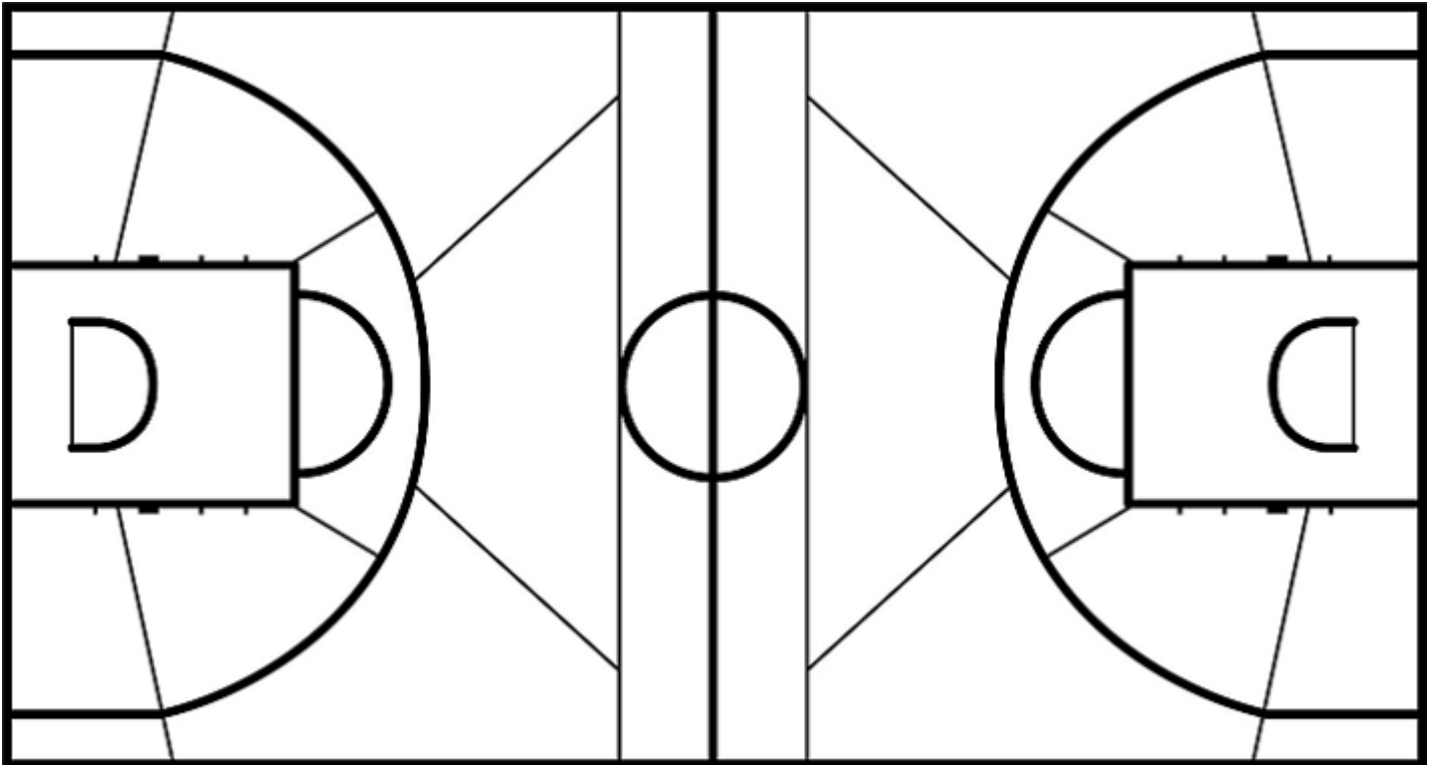
(25-7, 31-22, 27-12, 19-18)

Scoring by 5 min intervals:

	Q1		Q2		Q3		Q4	
BEL	15	25	37	56	67	83	93	102
SVK	2	7	20	29	34	41	53	59

BEL - Belgium

SVK - Slovakia



	M / A	%
Fied Goals	41 / 72	57
2 Points	27 / 44	61
3 Points	14 / 28	50
Free Throws	6 / 8	75

%	M / A	
37	19 / 51	Fied Goals
47	8 / 17	2 Points
32	11 / 34	3 Points
83	10 / 12	Free Throws

GLOBAL PARTNERS

