



Shot Chart

EST 57 vs 88 GER

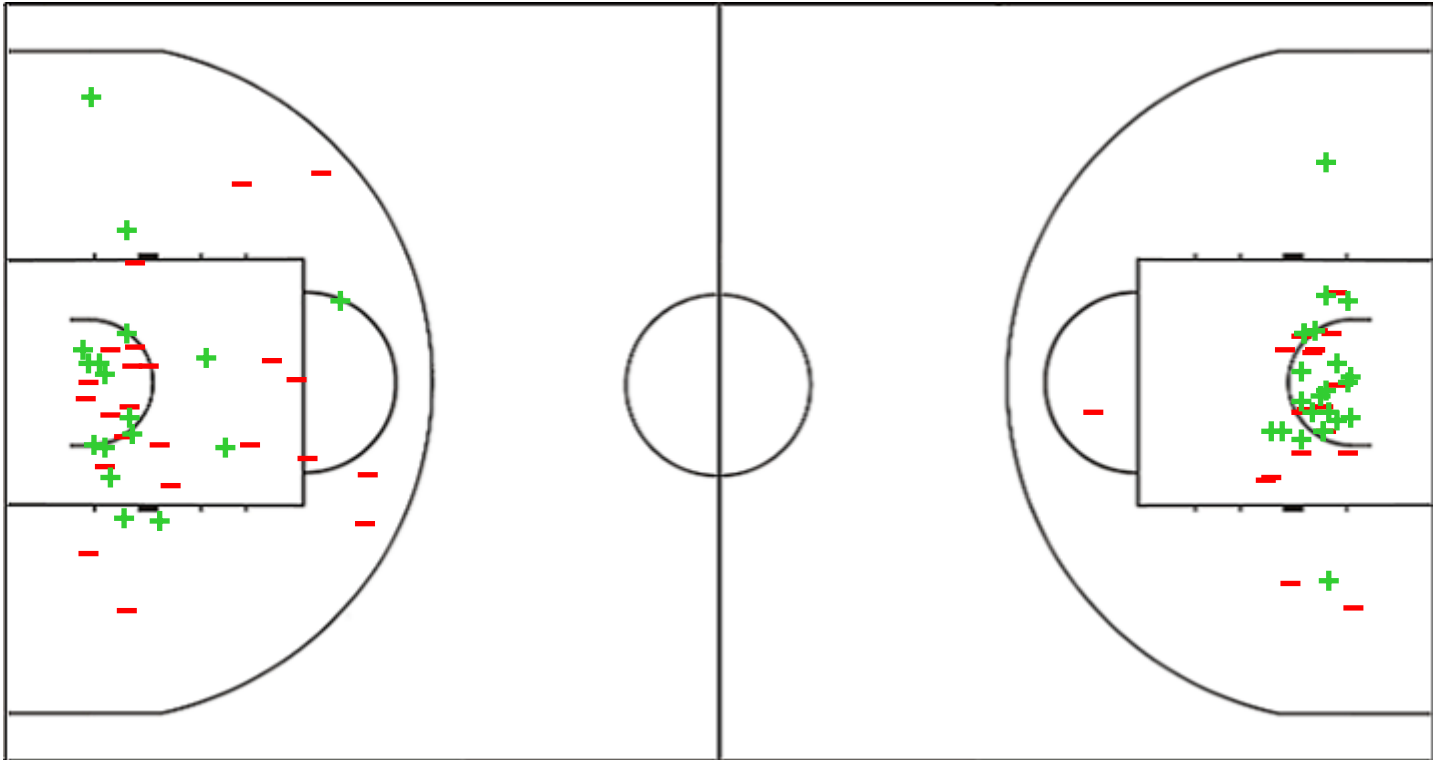
(11-18, 11-13, 16-36, 19-21)

Scoring by 5 min intervals:

|     | Q1 |    | Q2 |    | Q3 |    | Q4 |    |
|-----|----|----|----|----|----|----|----|----|
| EST | 5  | 11 | 18 | 22 | 27 | 38 | 50 | 57 |
| GER | 11 | 18 | 30 | 31 | 48 | 67 | 72 | 88 |

EST - Estonia

GER - Germany



| EST         | M / A   | %  |
|-------------|---------|----|
| Fied Goals  | 20 / 56 | 36 |
| 2 Points    | 17 / 40 | 43 |
| 3 Points    | 3 / 16  | 19 |
| Free Throws | 14 / 19 | 74 |

| %  | M / A   | GER         |
|----|---------|-------------|
| 42 | 32 / 76 | Fied Goals  |
| 53 | 23 / 43 | 2 Points    |
| 27 | 9 / 33  | 3 Points    |
| 75 | 15 / 20 | Free Throws |

GLOBAL PARTNERS





Shot Chart

EST 57 vs 88 GER

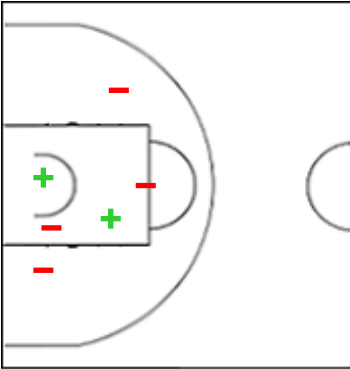
(11-18, 11-13, 16-36, 19-21)

Scoring by 5 min intervals:

|     | Q1 |    | Q2 |    | Q3 |    | Q4 |    |
|-----|----|----|----|----|----|----|----|----|
| EST | 5  | 11 | 18 | 22 | 27 | 38 | 50 | 57 |
| GER | 11 | 18 | 30 | 31 | 48 | 67 | 72 | 88 |

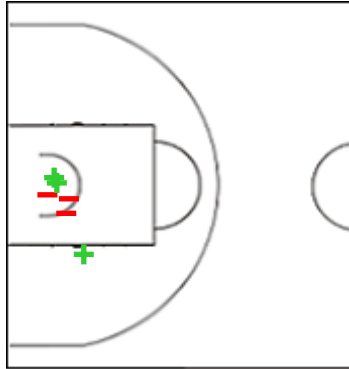
EST - Estonia

0 DRELL Henri



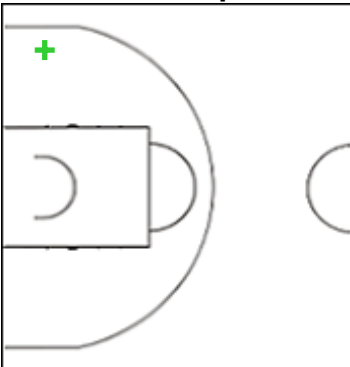
|             | M / A | %  |
|-------------|-------|----|
| Fied Goals  | 2 / 6 | 33 |
| 2 Points    | 2 / 6 | 33 |
| 3 Points    | 0 / 0 | 0  |
| Free Throws | 4 / 6 | 67 |

2 RAIESTE Sander



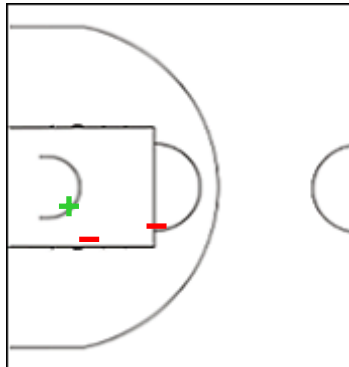
|             | M / A | %   |
|-------------|-------|-----|
| Fied Goals  | 4 / 8 | 50  |
| 2 Points    | 3 / 6 | 50  |
| 3 Points    | 1 / 2 | 50  |
| Free Throws | 3 / 3 | 100 |

3 TREIER Kaspar



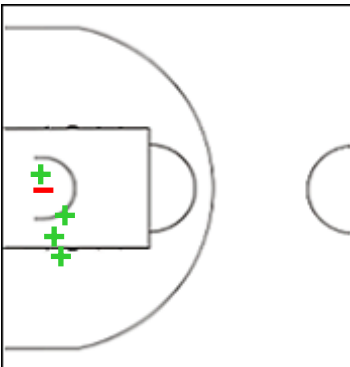
|             | M / A | %   |
|-------------|-------|-----|
| Fied Goals  | 1 / 3 | 33  |
| 2 Points    | 1 / 1 | 100 |
| 3 Points    | 0 / 2 | 0   |
| Free Throws | 0 / 0 | 0   |

7 SOKK Sten



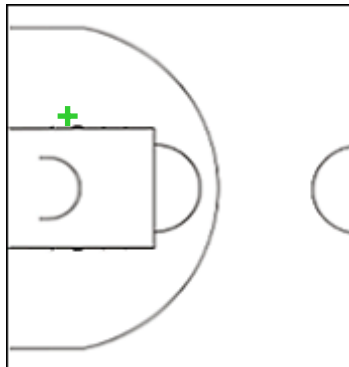
|             | M / A | %  |
|-------------|-------|----|
| Fied Goals  | 1 / 5 | 20 |
| 2 Points    | 1 / 3 | 33 |
| 3 Points    | 0 / 2 | 0  |
| Free Throws | 0 / 0 | 0  |

9 TASS Matthias



|             | M / A | %  |
|-------------|-------|----|
| Fied Goals  | 4 / 5 | 80 |
| 2 Points    | 4 / 5 | 80 |
| 3 Points    | 0 / 0 | 0  |
| Free Throws | 2 / 4 | 50 |

11 VENE Siim-Sander



|             | M / A | %   |
|-------------|-------|-----|
| Fied Goals  | 1 / 4 | 25  |
| 2 Points    | 1 / 1 | 100 |
| 3 Points    | 0 / 3 | 0   |
| Free Throws | 1 / 2 | 50  |

GLOBAL PARTNERS





Shot Chart

EST 57 vs 88 GER

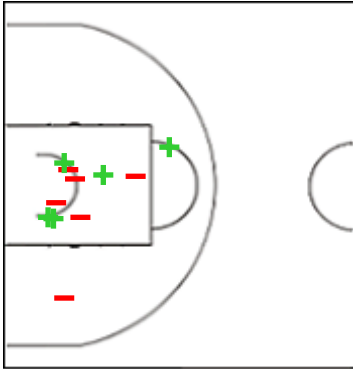
(11-18, 11-13, 16-36, 19-21)

Scoring by 5 min intervals:

|     | Q1 |    | Q2 |    | Q3 |    | Q4 |    |
|-----|----|----|----|----|----|----|----|----|
| EST | 5  | 11 | 18 | 22 | 27 | 38 | 50 | 57 |
| GER | 11 | 18 | 30 | 31 | 48 | 67 | 72 | 88 |

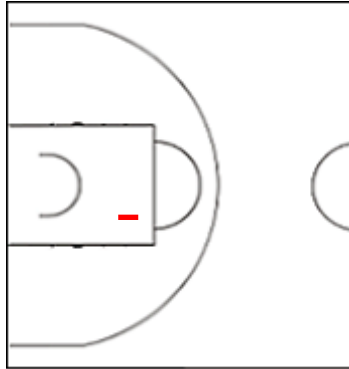
EST - Estonia

15 KOTSAR Maik-Kalev



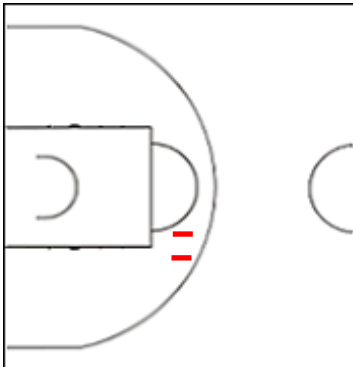
|             | M / A  | %   |
|-------------|--------|-----|
| Fied Goals  | 6 / 12 | 50  |
| 2 Points    | 5 / 11 | 45  |
| 3 Points    | 1 / 1  | 100 |
| Free Throws | 0 / 0  | 0   |

17 VALGE Robert



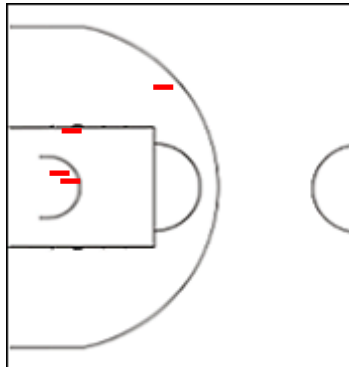
|             | M / A | % |
|-------------|-------|---|
| Fied Goals  | 0 / 2 | 0 |
| 2 Points    | 0 / 1 | 0 |
| 3 Points    | 0 / 1 | 0 |
| Free Throws | 0 / 0 | 0 |

21 JOESAAR Janari



|             | M / A | % |
|-------------|-------|---|
| Fied Goals  | 0 / 3 | 0 |
| 2 Points    | 0 / 2 | 0 |
| 3 Points    | 0 / 1 | 0 |
| Free Throws | 0 / 0 | 0 |

77 KULLAMAE Kristian



|             | M / A | %   |
|-------------|-------|-----|
| Fied Goals  | 1 / 6 | 17  |
| 2 Points    | 0 / 4 | 0   |
| 3 Points    | 1 / 2 | 50  |
| Free Throws | 2 / 2 | 100 |

GLOBAL PARTNERS





Shot Chart

EST 57 vs 88 GER

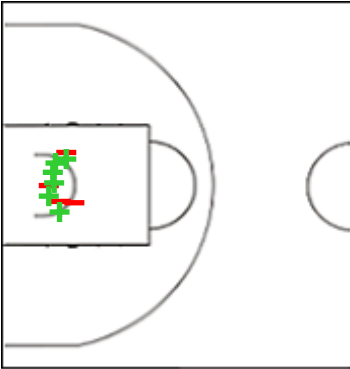
(11-18, 11-13, 16-36, 19-21)

Scoring by 5 min intervals:

|     | Q1 |    | Q2 |    | Q3 |    | Q4 |    |
|-----|----|----|----|----|----|----|----|----|
| EST | 5  | 11 | 18 | 22 | 27 | 38 | 50 | 57 |
| GER | 11 | 18 | 30 | 31 | 48 | 67 | 72 | 88 |

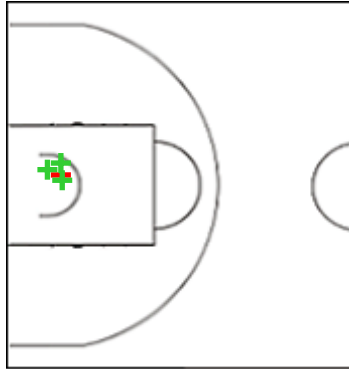
GER - Germany

0 BONGA Isaac



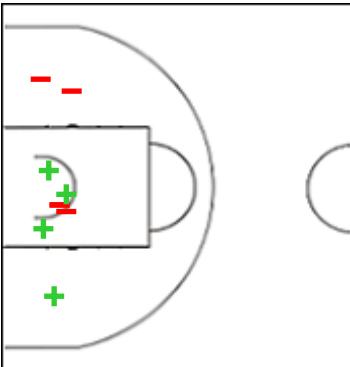
|             | M / A  | %  |
|-------------|--------|----|
| Fied Goals  | 8 / 17 | 47 |
| 2 Points    | 6 / 10 | 60 |
| 3 Points    | 2 / 7  | 29 |
| Free Throws | 3 / 5  | 60 |

7 VOIGTMANN Johannes



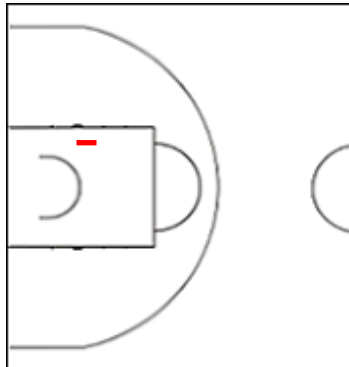
|             | M / A | %  |
|-------------|-------|----|
| Fied Goals  | 3 / 5 | 60 |
| 2 Points    | 3 / 4 | 75 |
| 3 Points    | 0 / 1 | 0  |
| Free Throws | 0 / 1 | 0  |

17 SCHRODER Dennis



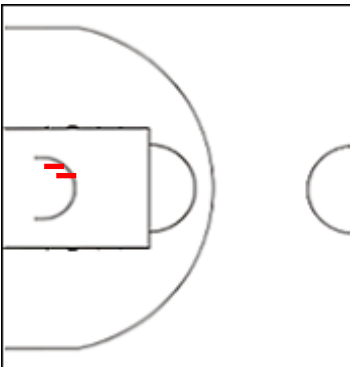
|             | M / A  | %   |
|-------------|--------|-----|
| Fied Goals  | 4 / 17 | 24  |
| 2 Points    | 4 / 9  | 44  |
| 3 Points    | 0 / 8  | 0   |
| Free Throws | 6 / 6  | 100 |

18 WOHLFARTH-BOTTERMANN



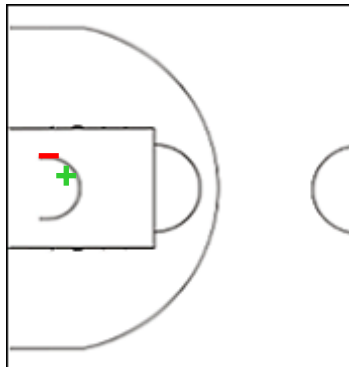
|             | M / A | %  |
|-------------|-------|----|
| Fied Goals  | 0 / 1 | 0  |
| 2 Points    | 0 / 1 | 0  |
| 3 Points    | 0 / 0 | 0  |
| Free Throws | 1 / 2 | 50 |

21 HOLLATZ Justus



|             | M / A | %  |
|-------------|-------|----|
| Fied Goals  | 2 / 7 | 29 |
| 2 Points    | 0 / 2 | 0  |
| 3 Points    | 2 / 5 | 40 |
| Free Throws | 0 / 0 | 0  |

25 OGBE Kenneth



|             | M / A | %   |
|-------------|-------|-----|
| Fied Goals  | 1 / 4 | 25  |
| 2 Points    | 1 / 2 | 50  |
| 3 Points    | 0 / 2 | 0   |
| Free Throws | 2 / 2 | 100 |

GLOBAL PARTNERS





Shot Chart

EST 57 vs 88 GER

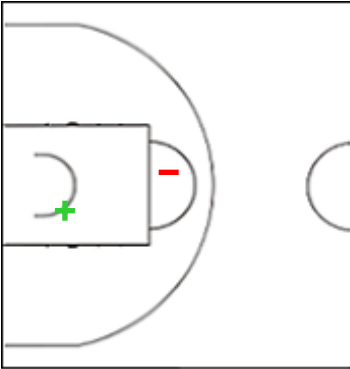
(11-18, 11-13, 16-36, 19-21)

Scoring by 5 min intervals:

|     | Q1 |    | Q2 |    | Q3 |    | Q4 |    |
|-----|----|----|----|----|----|----|----|----|
| EST | 5  | 11 | 18 | 22 | 27 | 38 | 50 | 57 |
| GER | 11 | 18 | 30 | 31 | 48 | 67 | 72 | 88 |

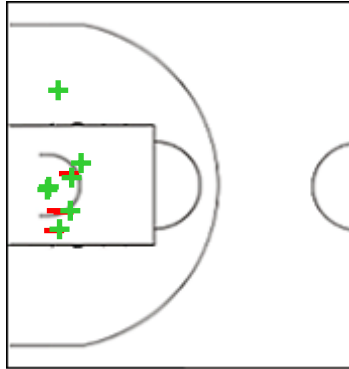
GER - Germany

34 SCHILLING Gavin



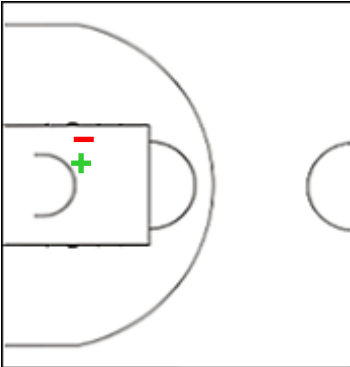
|             | M / A | %  |
|-------------|-------|----|
| Fied Goals  | 1 / 2 | 50 |
| 2 Points    | 1 / 2 | 50 |
| 3 Points    | 0 / 0 | 0  |
| Free Throws | 0 / 0 | 0  |

43 SENGFELDER Christian



|             | M / A  | %  |
|-------------|--------|----|
| Fied Goals  | 9 / 15 | 60 |
| 2 Points    | 7 / 11 | 64 |
| 3 Points    | 2 / 4  | 50 |
| Free Throws | 3 / 4  | 75 |

44 KRAMER David



|             | M / A | %  |
|-------------|-------|----|
| Fied Goals  | 4 / 8 | 50 |
| 2 Points    | 1 / 2 | 50 |
| 3 Points    | 3 / 6 | 50 |
| Free Throws | 0 / 0 | 0  |

GLOBAL PARTNERS





Shot Chart

EST 57 vs 88 GER

(11-18, 11-13, 16-36, 19-21)

Scoring by 5 min intervals:

|     | Q1 |    | Q2 |    | Q3 |    | Q4 |    |
|-----|----|----|----|----|----|----|----|----|
| EST | 5  | 11 | 18 | 22 | 27 | 38 | 50 | 57 |
| GER | 11 | 18 | 30 | 31 | 48 | 67 | 72 | 88 |

EST - Estonia

GER - Germany



|             | M / A   | %  |
|-------------|---------|----|
| Fied Goals  | 20 / 56 | 36 |
| 2 Points    | 17 / 40 | 43 |
| 3 Points    | 3 / 16  | 19 |
| Free Throws | 14 / 19 | 74 |

| %  | M / A   |             |
|----|---------|-------------|
| 42 | 32 / 76 | Fied Goals  |
| 53 | 23 / 43 | 2 Points    |
| 27 | 9 / 33  | 3 Points    |
| 75 | 15 / 20 | Free Throws |

GLOBAL PARTNERS

