



Shot Chart

BUL 70 vs 72 LTU

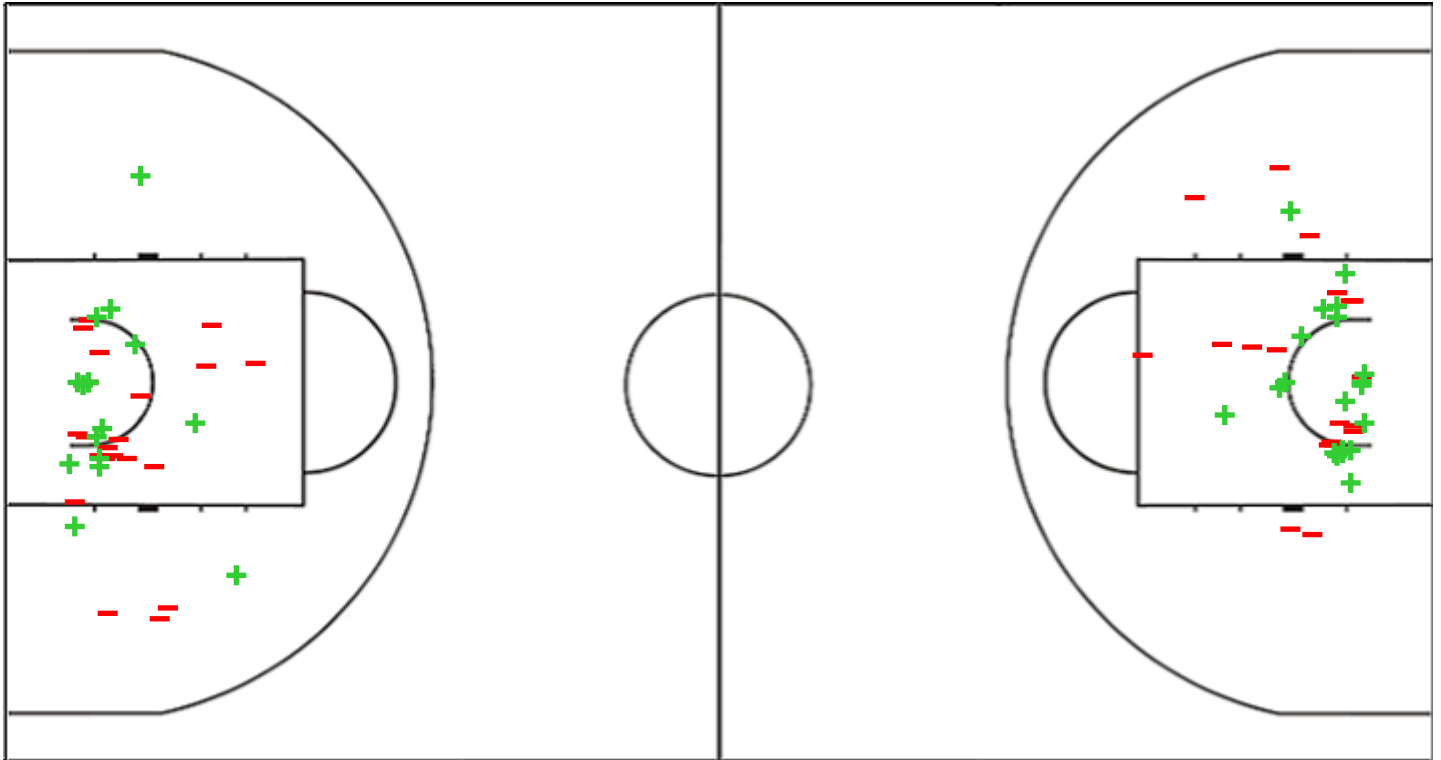
(22-16, 8-18, 25-17, 15-21)

Scoring by 5 min intervals:

	Q1		Q2		Q3		Q4	
BUL	7	22	24	30	42	55	63	70
LTU	11	16	22	34	41	51	61	72

BUL - Bulgaria

LTU - Lithuania



BUL	M / A	%
Fied Goals	27 / 76	36
2 Points	16 / 37	43
3 Points	11 / 39	28
Free Throws	5 / 8	63

%	M / A	LTU
45	28 / 62	Fied Goals
51	20 / 39	2 Points
35	8 / 23	3 Points
57	8 / 14	Free Throws

GLOBAL PARTNERS





Shot Chart

BUL 70 vs 72 LTU

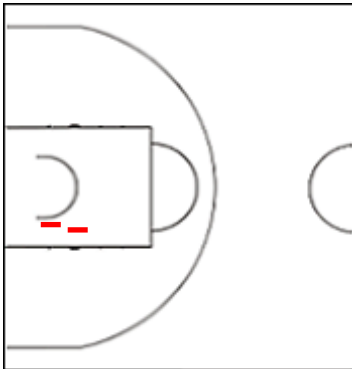
(22-16, 8-18, 25-17, 15-21)

Scoring by 5 min intervals:

	Q1		Q2		Q3		Q4	
BUL	7	22	24	30	42	55	63	70
LTU	11	16	22	34	41	51	61	72

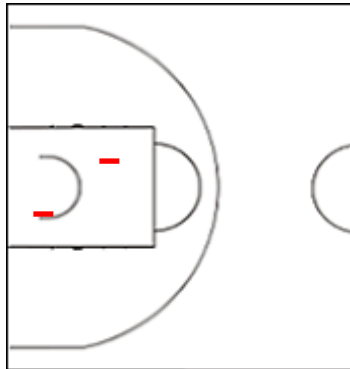
BUL - Bulgaria

1 BOST Dee



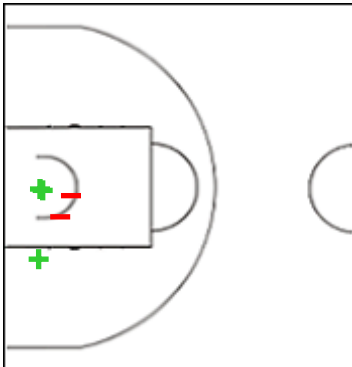
	M / A	%
Fied Goals	3 / 15	20
2 Points	0 / 2	0
3 Points	3 / 13	23
Free Throws	0 / 0	0

9 KOSTOV Chavdar



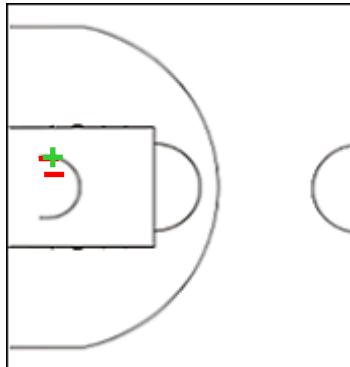
	M / A	%
Fied Goals	1 / 5	20
2 Points	0 / 2	0
3 Points	1 / 3	33
Free Throws	0 / 0	0

11 MINCHEV Yordan



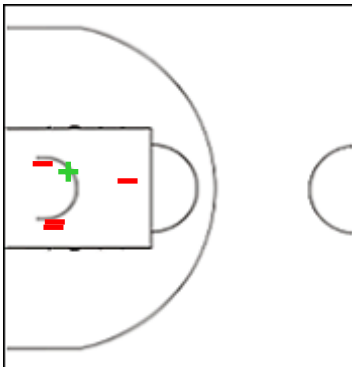
	M / A	%
Fied Goals	4 / 7	57
2 Points	3 / 5	60
3 Points	1 / 2	50
Free Throws	0 / 0	0

17 STOILOV Emil



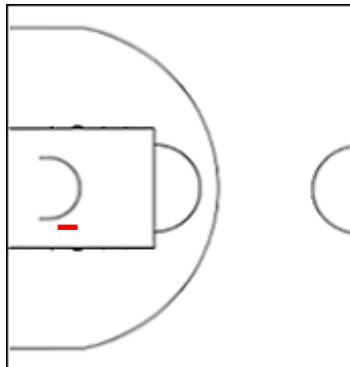
	M / A	%
Fied Goals	1 / 3	33
2 Points	1 / 3	33
3 Points	0 / 0	0
Free Throws	1 / 3	33

22 IVANOV Pavlin



	M / A	%
Fied Goals	1 / 6	17
2 Points	1 / 5	20
3 Points	0 / 1	0
Free Throws	0 / 0	0

23 MARINOV Stanimir



	M / A	%
Fied Goals	2 / 8	25
2 Points	0 / 1	0
3 Points	2 / 7	29
Free Throws	0 / 0	0

GLOBAL PARTNERS





Shot Chart

BUL 70 vs 72 LTU

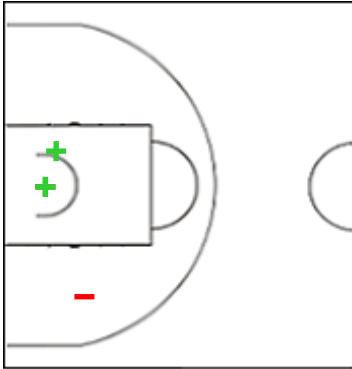
(22-16, 8-18, 25-17, 15-21)

Scoring by 5 min intervals:

	Q1		Q2		Q3		Q4	
BUL	7	22	24	30	42	55	63	70
LTU	11	16	22	34	41	51	61	72

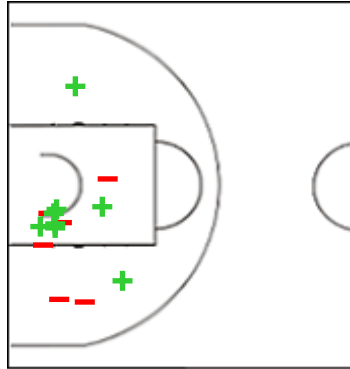
BUL - Bulgaria

34 DIMITROV Dimitar



	M / A	%
Fied Goals	4 / 8	50
2 Points	3 / 5	60
3 Points	1 / 3	33
Free Throws	0 / 0	0

41 VEZENKOV Aleksandar



	M / A	%
Fied Goals	11 / 23	48
2 Points	8 / 14	57
3 Points	3 / 9	33
Free Throws	4 / 5	80

GLOBAL PARTNERS





Shot Chart

BUL 70 vs 72 LTU

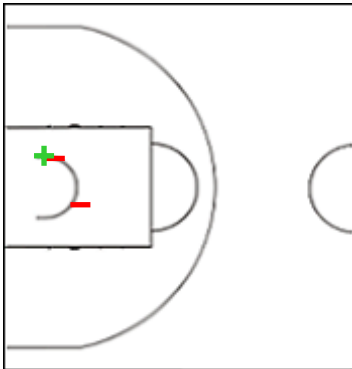
(22-16, 8-18, 25-17, 15-21)

Scoring by 5 min intervals:

	Q1		Q2		Q3		Q4	
BUL	7	22	24	30	42	55	63	70
LTU	11	16	22	34	41	51	61	72

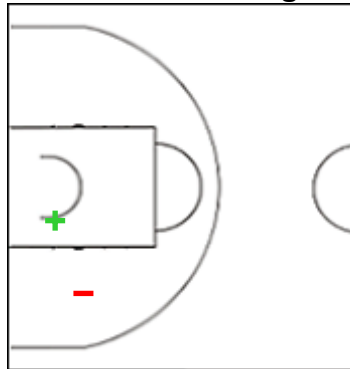
LTU - Lithuania

1 VELICKA Arnas



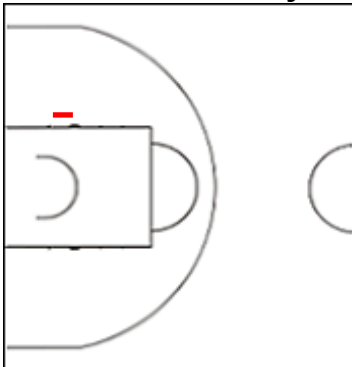
	M / A	%
Fied Goals	1 / 3	33
2 Points	1 / 3	33
3 Points	0 / 0	0
Free Throws	1 / 1	100

4 ZUKAUSKAS Eigirdas



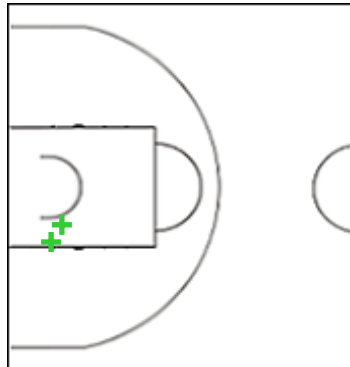
	M / A	%
Fied Goals	2 / 4	50
2 Points	1 / 2	50
3 Points	1 / 2	50
Free Throws	3 / 4	75

7 RADZEVICIUS Gytis



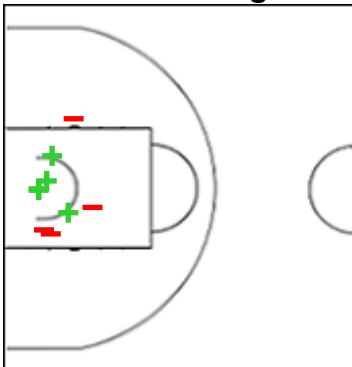
	M / A	%
Fied Goals	2 / 3	67
2 Points	0 / 1	0
3 Points	2 / 2	100
Free Throws	0 / 0	0

8 SEDEKERSKIS Tadas



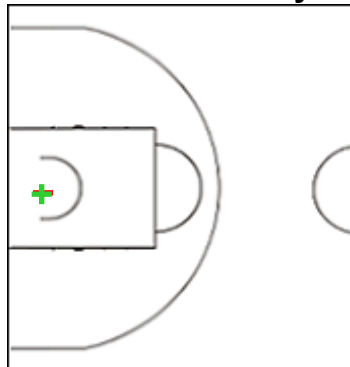
	M / A	%
Fied Goals	2 / 2	100
2 Points	2 / 2	100
3 Points	0 / 0	0
Free Throws	0 / 0	0

9 BRAZDEIKIS Ignas



	M / A	%
Fied Goals	5 / 15	33
2 Points	5 / 9	56
3 Points	0 / 6	0
Free Throws	3 / 3	100

14 ECHODAS Martynas



	M / A	%
Fied Goals	1 / 2	50
2 Points	1 / 2	50
3 Points	0 / 0	0
Free Throws	0 / 0	0

GLOBAL PARTNERS





Shot Chart

BUL 70 vs 72 LTU

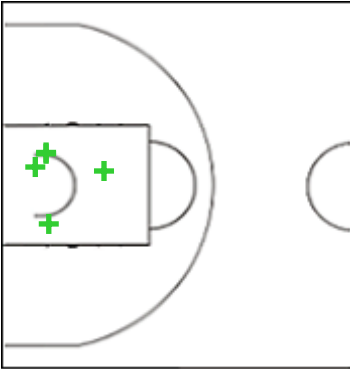
(22-16, 8-18, 25-17, 15-21)

Scoring by 5 min intervals:

	Q1		Q2		Q3		Q4	
BUL	7	22	24	30	42	55	63	70
LTU	11	16	22	34	41	51	61	72

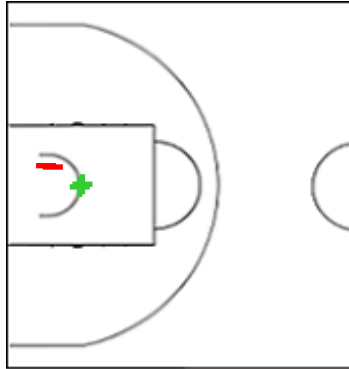
LTU - Lithuania

15 BIRUTIS Laurynas



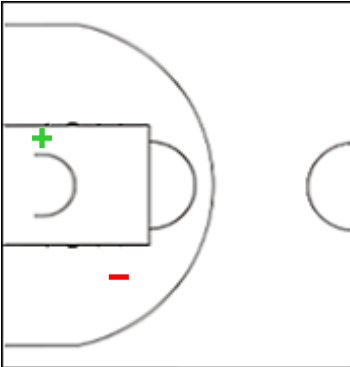
	M / A	%
Fied Goals	5 / 5	100
2 Points	5 / 5	100
3 Points	0 / 0	0
Free Throws	0 / 2	0

21 MASIULIS Gytis



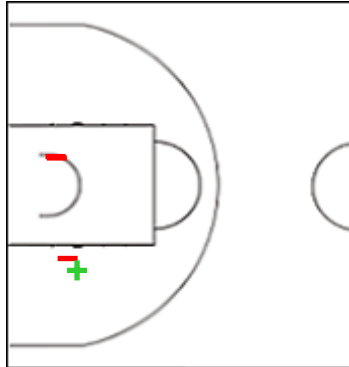
	M / A	%
Fied Goals	2 / 7	29
2 Points	2 / 4	50
3 Points	0 / 3	0
Free Throws	0 / 0	0

30 CIZAUSKAS Vytenis



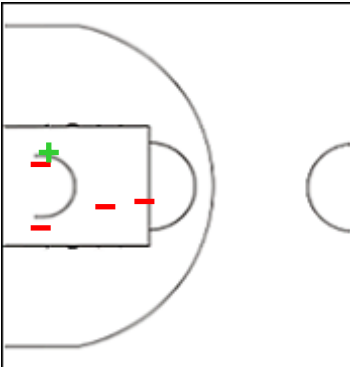
	M / A	%
Fied Goals	1 / 2	50
2 Points	1 / 2	50
3 Points	0 / 0	0
Free Throws	0 / 0	0

33 DIMSA Tomas



	M / A	%
Fied Goals	3 / 9	33
2 Points	1 / 4	25
3 Points	2 / 5	40
Free Throws	0 / 2	0

40 GRIGONIS Marius



	M / A	%
Fied Goals	4 / 10	40
2 Points	1 / 5	20
3 Points	3 / 5	60
Free Throws	1 / 2	50

GLOBAL PARTNERS





Shot Chart

BUL 70 vs 72 LTU

(22-16, 8-18, 25-17, 15-21)

Scoring by 5 min intervals:

	Q1		Q2		Q3		Q4	
BUL	7	22	24	30	42	55	63	70
LTU	11	16	22	34	41	51	61	72

BUL - Bulgaria

LTU - Lithuania



	M / A	%
Fied Goals	27 / 76	36
2 Points	16 / 37	43
3 Points	11 / 39	28
Free Throws	5 / 8	63

%	M / A	
45	28 / 62	Fied Goals
51	20 / 39	2 Points
35	8 / 23	3 Points
57	8 / 14	Free Throws

GLOBAL PARTNERS

