



Shot Chart

SRB 73 vs 74 BEL

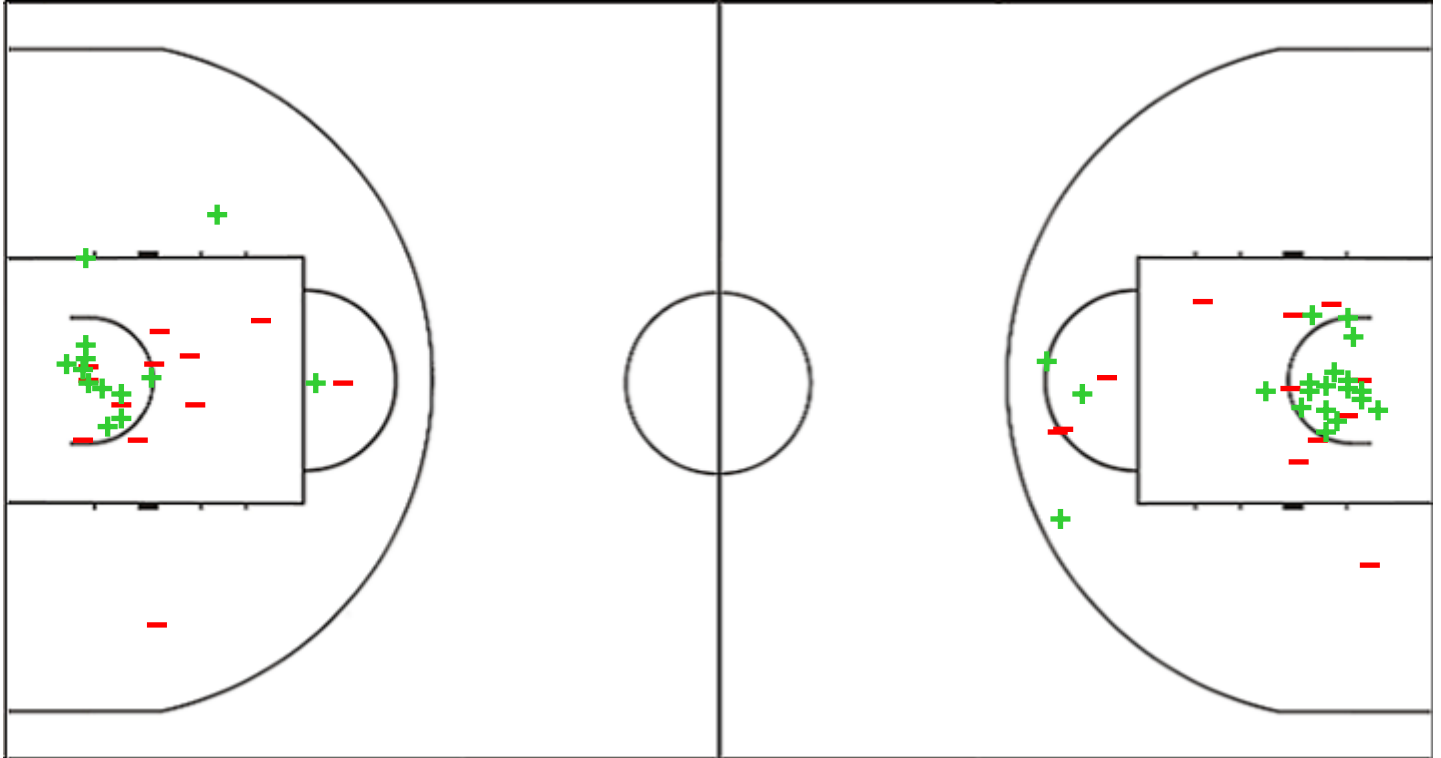
(21-23, 17-15, 22-15, 13-21)

Scoring by 5 min intervals:

	Q1		Q2		Q3		Q4	
SRB	13	21	31	38	49	60	71	73
BEL	11	23	28	38	43	53	61	74

SRB - Serbia

BEL - Belgium



SRB	M / A	%
Fied Goals	23 / 50	46
2 Points	13 / 25	52
3 Points	10 / 25	40
Free Throws	17 / 23	74

%	M / A	BEL
46	27 / 59	Fied Goals
63	20 / 32	2 Points
26	7 / 27	3 Points
72	13 / 18	Free Throws

GLOBAL PARTNERS





Shot Chart

SRB 73 vs 74 BEL

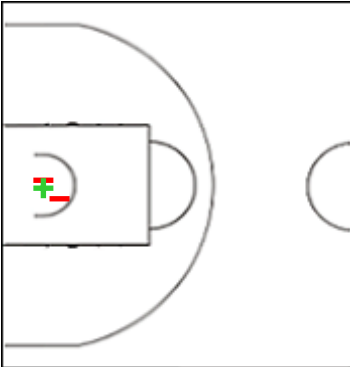
(21-23, 17-15, 22-15, 13-21)

Scoring by 5 min intervals:

	Q1		Q2		Q3		Q4	
SRB	13	21	31	38	49	60	71	73
BEL	11	23	28	38	43	53	61	74

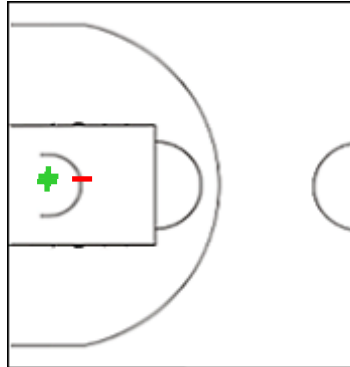
SRB - Serbia

6 DANGUBIC Nemanja



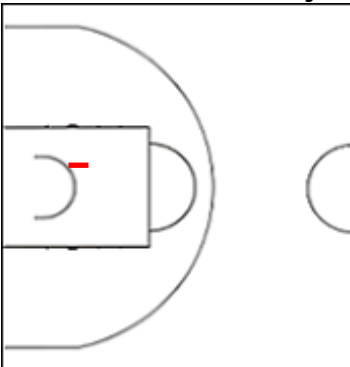
	M / A	%
Fied Goals	1 / 4	25
2 Points	1 / 3	33
3 Points	0 / 1	0
Free Throws	1 / 2	50

8 BJELICA Nemanja



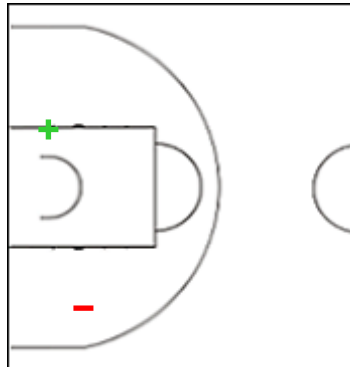
	M / A	%
Fied Goals	3 / 6	50
2 Points	2 / 3	67
3 Points	1 / 3	33
Free Throws	5 / 8	63

9 MARINKOVIC Vanja



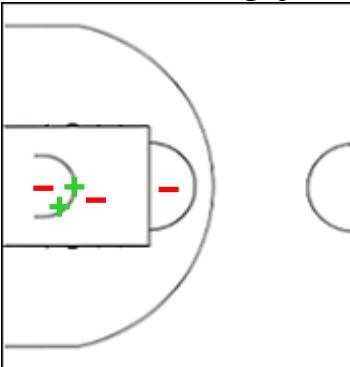
	M / A	%
Fied Goals	4 / 9	44
2 Points	0 / 1	0
3 Points	4 / 8	50
Free Throws	2 / 2	100

14 RISTIC Dusan



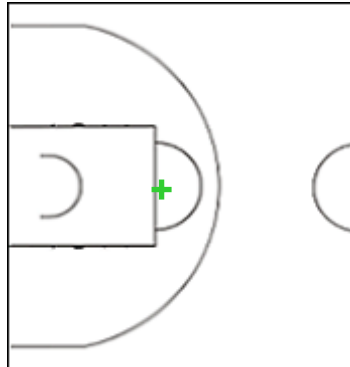
	M / A	%
Fied Goals	1 / 3	33
2 Points	1 / 2	50
3 Points	0 / 1	0
Free Throws	1 / 2	50

25 JARAMAZ Ognjen



	M / A	%
Fied Goals	2 / 7	29
2 Points	2 / 5	40
3 Points	0 / 2	0
Free Throws	5 / 6	83

28 SIMANIC Borisa



	M / A	%
Fied Goals	2 / 4	50
2 Points	1 / 1	100
3 Points	1 / 3	33
Free Throws	0 / 0	0

GLOBAL PARTNERS





Shot Chart

SRB 73 vs 74 BEL

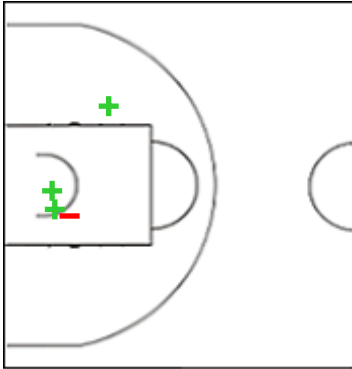
(21-23, 17-15, 22-15, 13-21)

Scoring by 5 min intervals:

	Q1		Q2		Q3		Q4	
SRB	13	21	31	38	49	60	71	73
BEL	11	23	28	38	43	53	61	74

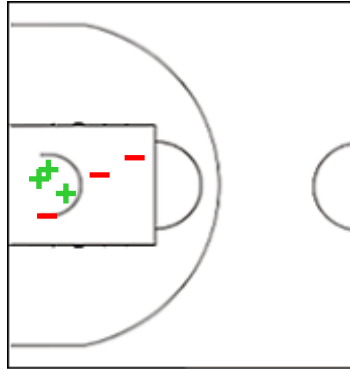
SRB - Serbia

30 AVRAMOVIC Aleksa



	M / A	%
Fied Goals	4 / 7	57
2 Points	3 / 4	75
3 Points	1 / 3	33
Free Throws	2 / 2	100

51 MARJANOVIC Boban



	M / A	%
Fied Goals	3 / 6	50
2 Points	3 / 6	50
3 Points	0 / 0	0
Free Throws	1 / 1	100

GLOBAL PARTNERS





Shot Chart

SRB 73 vs 74 BEL

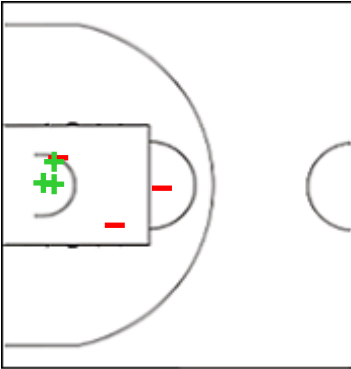
(21-23, 17-15, 22-15, 13-21)

Scoring by 5 min intervals:

	Q1		Q2		Q3		Q4	
SRB	13	21	31	38	49	60	71	73
BEL	11	23	28	38	43	53	61	74

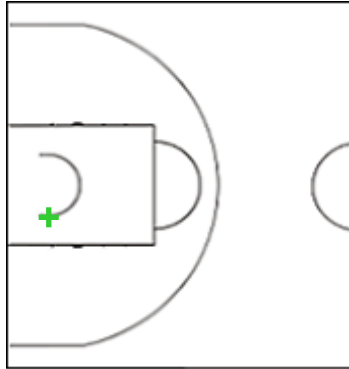
BEL - Belgium

4 LECOMTE Emmanuel



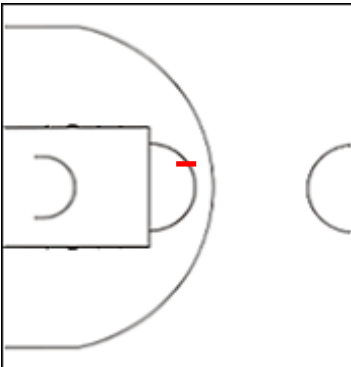
	M / A	%
Fied Goals	6 / 11	55
2 Points	3 / 6	50
3 Points	3 / 5	60
Free Throws	1 / 1	100

10 SERRON Quentin



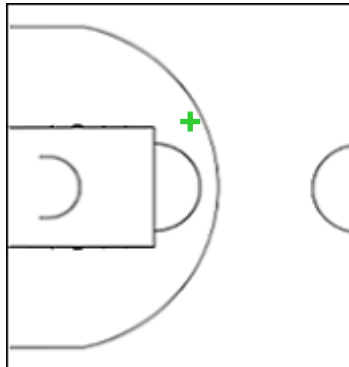
	M / A	%
Fied Goals	1 / 2	50
2 Points	1 / 1	100
3 Points	0 / 1	0
Free Throws	1 / 1	100

11 SCHWARTZ Loic



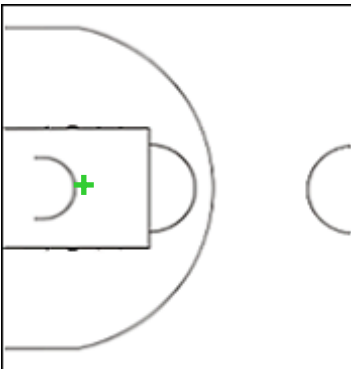
	M / A	%
Fied Goals	0 / 3	0
2 Points	0 / 1	0
3 Points	0 / 2	0
Free Throws	0 / 0	0

12 SALUMU Jean



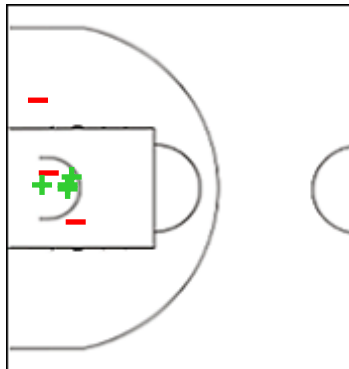
	M / A	%
Fied Goals	1 / 1	100
2 Points	1 / 1	100
3 Points	0 / 0	0
Free Throws	1 / 2	50

16 TUMBA Kevin



	M / A	%
Fied Goals	1 / 1	100
2 Points	1 / 1	100
3 Points	0 / 0	0
Free Throws	0 / 0	0

17 VANWIJN Hans



	M / A	%
Fied Goals	4 / 11	36
2 Points	4 / 7	57
3 Points	0 / 4	0
Free Throws	0 / 0	0

GLOBAL PARTNERS





Shot Chart

SRB 73 vs 74 BEL

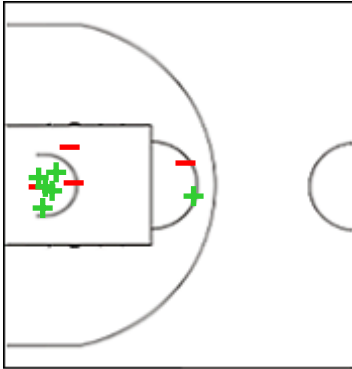
(21-23, 17-15, 22-15, 13-21)

Scoring by 5 min intervals:

	Q1		Q2		Q3		Q4	
SRB	13	21	31	38	49	60	71	73
BEL	11	23	28	38	43	53	61	74

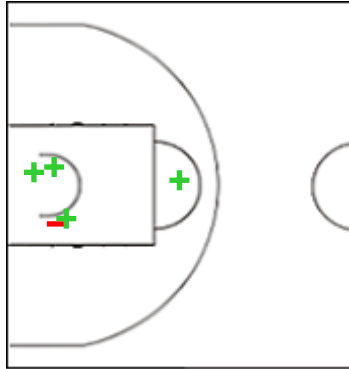
BEL - Belgium

19 BAKO Ismael



	M / A	%
Fied Goals	6 / 10	60
2 Points	6 / 10	60
3 Points	0 / 0	0
Free Throws	5 / 6	83

32 OBASOHAN Retin



	M / A	%
Fied Goals	5 / 11	45
2 Points	4 / 5	80
3 Points	1 / 6	17
Free Throws	5 / 6	83

GLOBAL PARTNERS





Shot Chart

SRB 73 vs 74 BEL

(21-23, 17-15, 22-15, 13-21)

Scoring by 5 min intervals:

	Q1		Q2		Q3		Q4	
SRB	13	21	31	38	49	60	71	73
BEL	11	23	28	38	43	53	61	74

SRB - Serbia

BEL - Belgium



	M / A	%
Fied Goals	23 / 50	46
2 Points	13 / 25	52
3 Points	10 / 25	40
Free Throws	17 / 23	74

%	M / A	
46	27 / 59	Fied Goals
63	20 / 32	2 Points
26	7 / 27	3 Points
72	13 / 18	Free Throws

GLOBAL PARTNERS

