



Shot Chart

BEL 72 vs 57 GBR

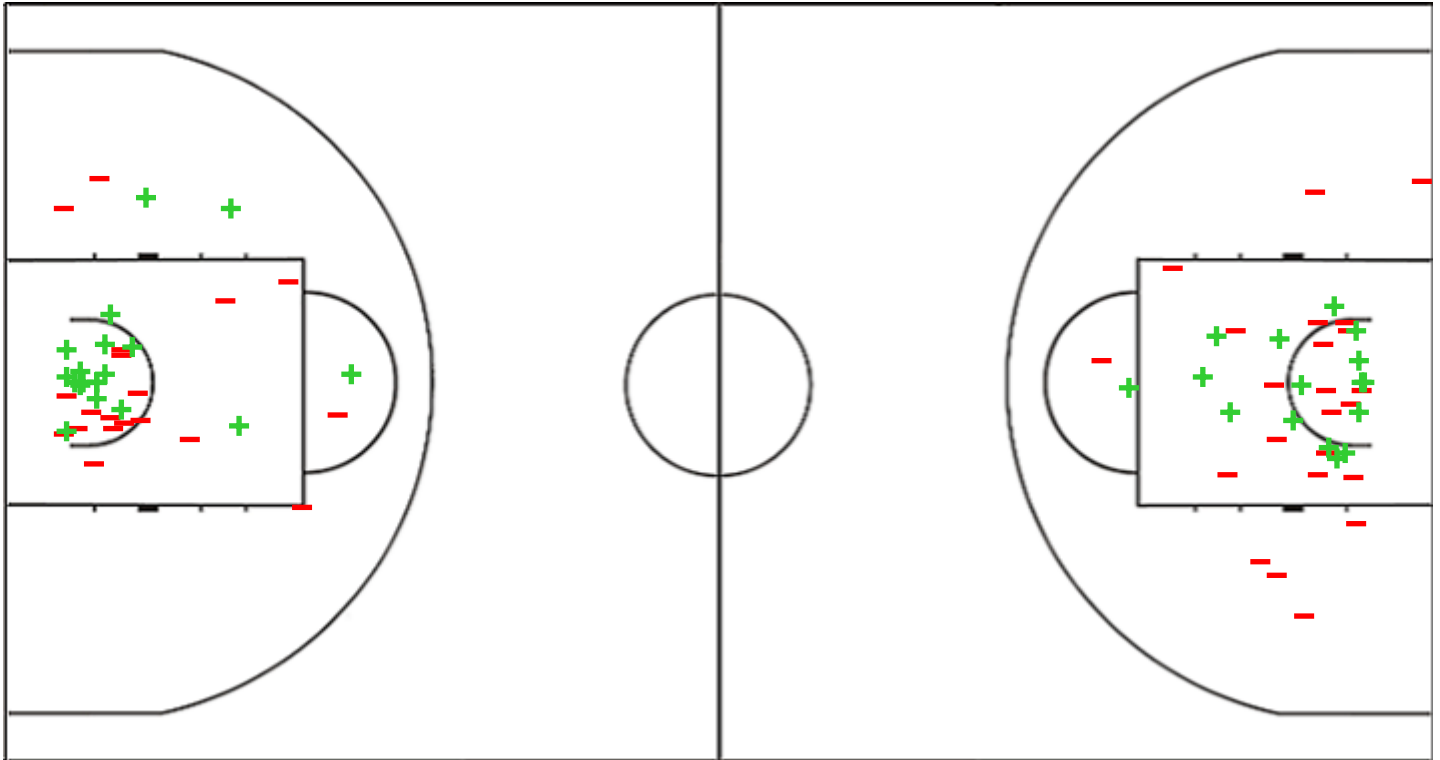
(20-12, 13-15, 22-16, 17-14)

Scoring by 5 min intervals:

	Q1		Q2		Q3		Q4	
BEL	12	20	26	33	44	55	63	72
GBR	9	12	20	27	32	43	49	57

BEL - Belgium

GBR - Great Britain



BEL	M / A	%
Fied Goals	26 / 62	42
2 Points	19 / 38	50
3 Points	7 / 24	29
Free Throws	13 / 17	76

%	M / A	GBR
36	21 / 59	Fied Goals
41	16 / 39	2 Points
25	5 / 20	3 Points
77	10 / 13	Free Throws

GLOBAL PARTNERS





Shot Chart

BEL 72 vs 57 GBR

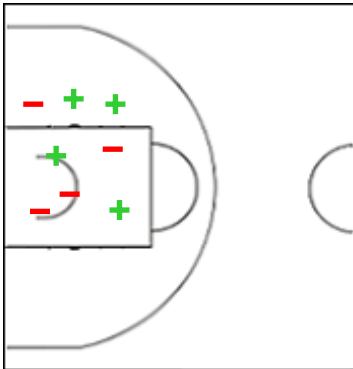
(20-12, 13-15, 22-16, 17-14)

Scoring by 5 min intervals:

	Q1		Q2		Q3		Q4	
BEL	12	20	26	33	44	55	63	72
GBR	9	12	20	27	32	43	49	57

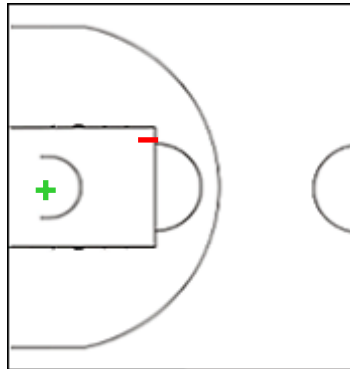
BEL - Belgium

4 LECOMTE Emmanuel



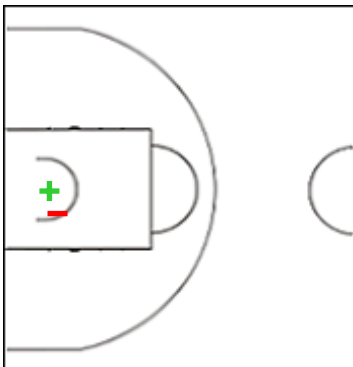
	M / A	%
Fied Goals	4 / 11	36
2 Points	4 / 8	50
3 Points	0 / 3	0
Free Throws	0 / 0	0

8 MWEMA Jean-Marc



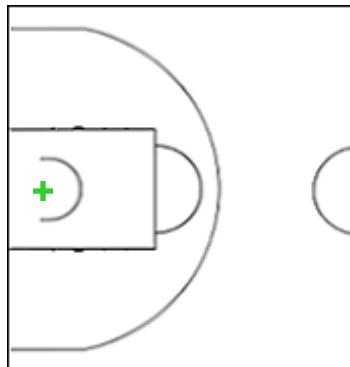
	M / A	%
Fied Goals	3 / 5	60
2 Points	1 / 2	50
3 Points	2 / 3	67
Free Throws	0 / 0	0

9 TABU Jonathan



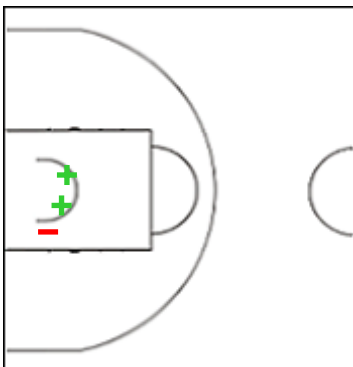
	M / A	%
Fied Goals	2 / 7	29
2 Points	1 / 2	50
3 Points	1 / 5	20
Free Throws	2 / 2	100

13 GILLET Pierre-Antoine



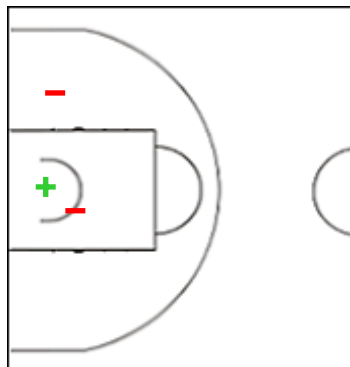
	M / A	%
Fied Goals	2 / 4	50
2 Points	1 / 1	100
3 Points	1 / 3	33
Free Throws	0 / 0	0

14 DE ZEEUW Maxime



	M / A	%
Fied Goals	2 / 4	50
2 Points	2 / 3	67
3 Points	0 / 1	0
Free Throws	1 / 2	50

17 VANWIJN Hans



	M / A	%
Fied Goals	2 / 4	50
2 Points	1 / 3	33
3 Points	1 / 1	100
Free Throws	1 / 2	50

GLOBAL PARTNERS





Shot Chart

BEL 72 vs 57 GBR

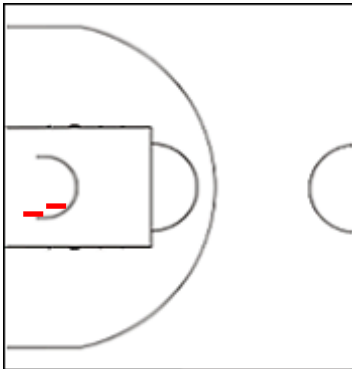
(20-12, 13-15, 22-16, 17-14)

Scoring by 5 min intervals:

	Q1		Q2		Q3		Q4	
BEL	12	20	26	33	44	55	63	72
GBR	9	12	20	27	32	43	49	57

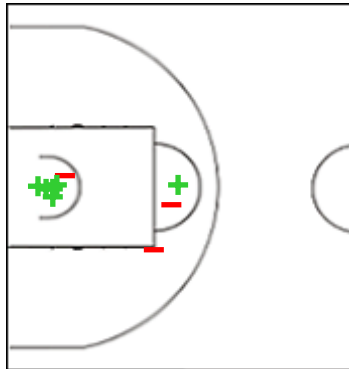
BEL - Belgium

18 LIBERT Alexandre



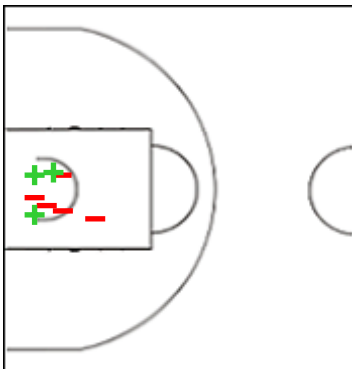
	M / A	%
Fied Goals	0 / 4	0
2 Points	0 / 2	0
3 Points	0 / 2	0
Free Throws	0 / 0	0

19 BAKO Ismael



	M / A	%
Fied Goals	6 / 9	67
2 Points	6 / 9	67
3 Points	0 / 0	0
Free Throws	5 / 5	100

32 OBASOHAN Retin



	M / A	%
Fied Goals	5 / 13	38
2 Points	3 / 8	38
3 Points	2 / 5	40
Free Throws	3 / 4	75

GLOBAL PARTNERS





Shot Chart

BEL 72 vs 57 GBR

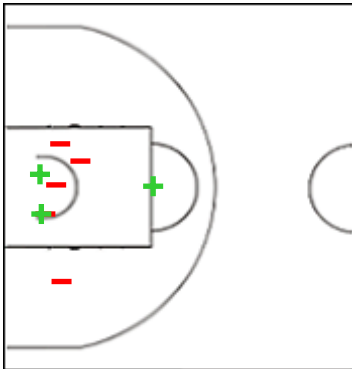
(20-12, 13-15, 22-16, 17-14)

Scoring by 5 min intervals:

	Q1		Q2		Q3		Q4	
BEL	12	20	26	33	44	55	63	72
GBR	9	12	20	27	32	43	49	57

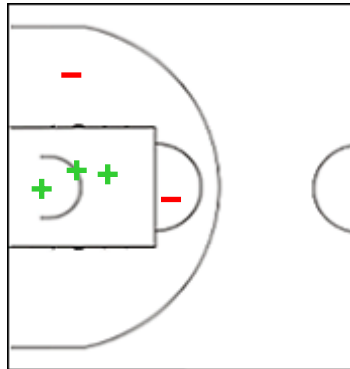
GBR - Great Britain

0 OLASENI Gabriel



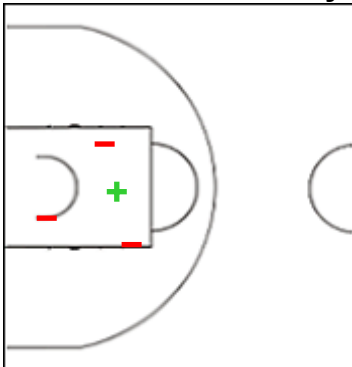
	M / A	%
Fied Goals	3 / 8	38
2 Points	3 / 8	38
3 Points	0 / 0	0
Free Throws	0 / 0	0

00 SOKO Ovie



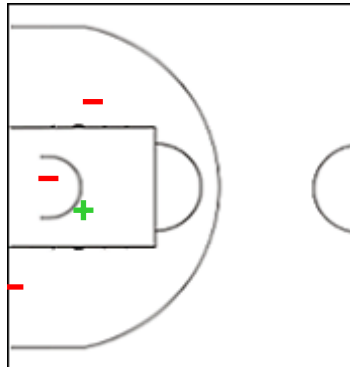
	M / A	%
Fied Goals	4 / 6	67
2 Points	3 / 5	60
3 Points	1 / 1	100
Free Throws	4 / 6	67

5 OKEREAFOR Teddy



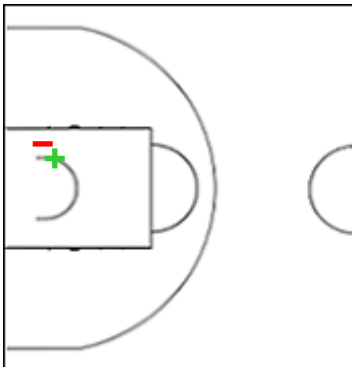
	M / A	%
Fied Goals	2 / 5	40
2 Points	1 / 4	25
3 Points	1 / 1	100
Free Throws	0 / 0	0

6 NELSON Luke



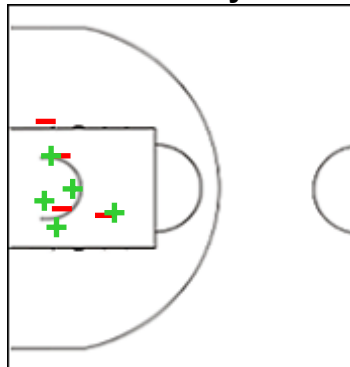
	M / A	%
Fied Goals	2 / 6	33
2 Points	1 / 4	25
3 Points	1 / 2	50
Free Throws	2 / 2	100

10 CLARK Dan



	M / A	%
Fied Goals	1 / 5	20
2 Points	1 / 2	50
3 Points	0 / 3	0
Free Throws	0 / 0	0

22 HESSON Myles



	M / A	%
Fied Goals	6 / 14	43
2 Points	5 / 9	56
3 Points	1 / 5	20
Free Throws	4 / 5	80

GLOBAL PARTNERS





Shot Chart

BEL 72 vs 57 GBR

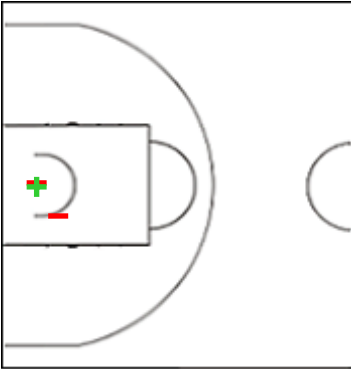
(20-12, 13-15, 22-16, 17-14)

Scoring by 5 min intervals:

	Q1		Q2		Q3		Q4	
BEL	12	20	26	33	44	55	63	72
GBR	9	12	20	27	32	43	49	57

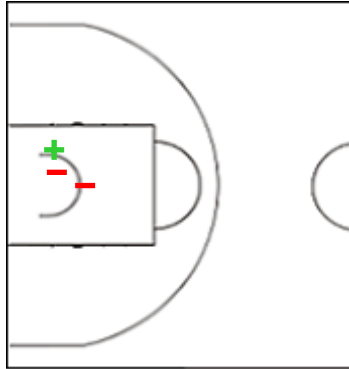
GBR - Great Britain

24 WHEATLE Carl



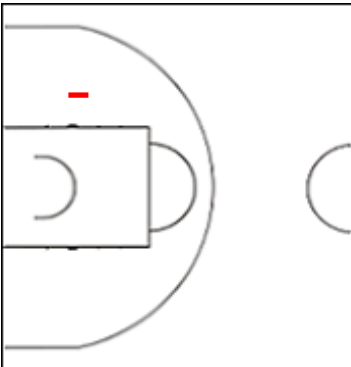
	M / A	%
Fied Goals	1 / 4	25
2 Points	1 / 3	33
3 Points	0 / 1	0
Free Throws	0 / 0	0

32 WHELAN Patrick



	M / A	%
Fied Goals	1 / 7	14
2 Points	1 / 3	33
3 Points	0 / 4	0
Free Throws	0 / 0	0

33 ANDERSON Jamell



	M / A	%
Fied Goals	0 / 1	0
2 Points	0 / 1	0
3 Points	0 / 0	0
Free Throws	0 / 0	0

GLOBAL PARTNERS





Shot Chart

BEL 72 vs 57 GBR

(20-12, 13-15, 22-16, 17-14)

Scoring by 5 min intervals:

	Q1		Q2		Q3		Q4	
BEL	12	20	26	33	44	55	63	72
GBR	9	12	20	27	32	43	49	57

BEL - Belgium

GBR - Great Britain



	M / A	%
Fied Goals	26 / 62	42
2 Points	19 / 38	50
3 Points	7 / 24	29
Free Throws	13 / 17	76

%	M / A	
36	21 / 59	Fied Goals
41	16 / 39	2 Points
25	5 / 20	3 Points
77	10 / 13	Free Throws

GLOBAL PARTNERS

