



Shot Chart

SLO 104 vs 83 EST

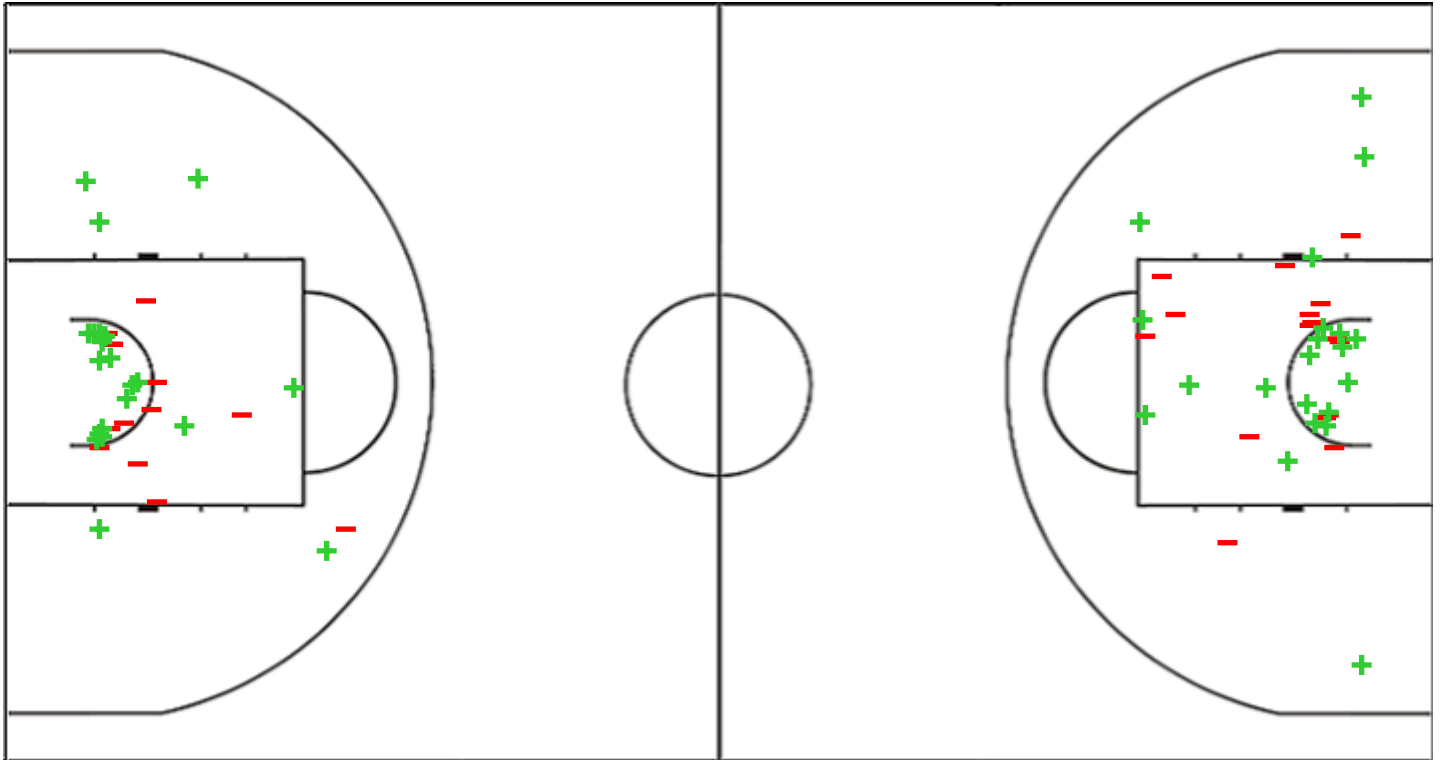
(27-23, 29-15, 21-25, 27-20)

Scoring by 5 min intervals:

	Q1		Q2		Q3		Q4	
SLO	9	27	42	56	68	77	91	104
EST	14	23	28	38	50	63	70	83

SLO - Slovenia

EST - Estonia



SLO	M / A	%
Fied Goals	36 / 73	49
2 Points	22 / 36	61
3 Points	14 / 37	38
Free Throws	18 / 22	82

%	M / A	EST
44	31 / 70	Fied Goals
57	21 / 37	2 Points
30	10 / 33	3 Points
100	11 / 11	Free Throws

GLOBAL PARTNERS





Shot Chart

SLO 104 vs 83 EST

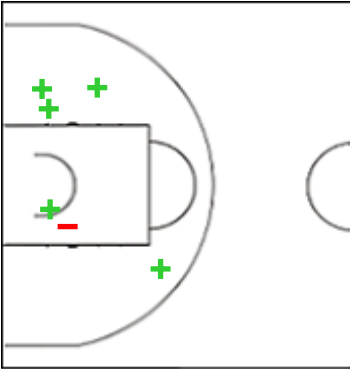
(27-23, 29-15, 21-25, 27-20)

Scoring by 5 min intervals:

	Q1		Q2		Q3		Q4	
SLO	9	27	42	56	68	77	91	104
EST	14	23	28	38	50	63	70	83

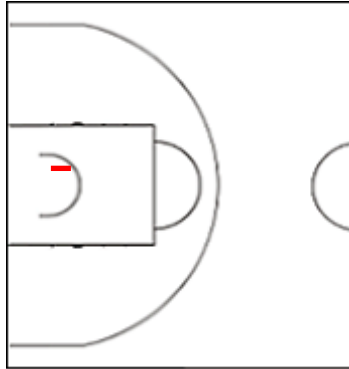
SLO - Slovenia

3 DRAGIC Goran



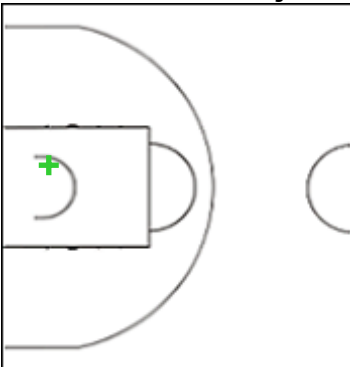
	M / A	%
Fied Goals	8 / 10	80
2 Points	5 / 6	83
3 Points	3 / 4	75
Free Throws	0 / 0	0

4 SAMAR Ziga



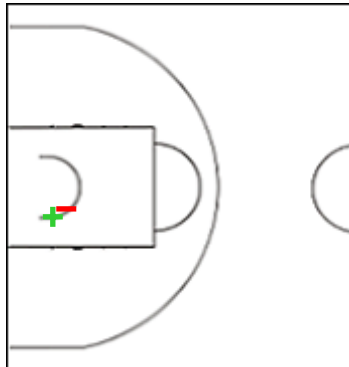
	M / A	%
Fied Goals	1 / 2	50
2 Points	0 / 1	0
3 Points	1 / 1	100
Free Throws	0 / 0	0

6 NIKOLIC Aleksej



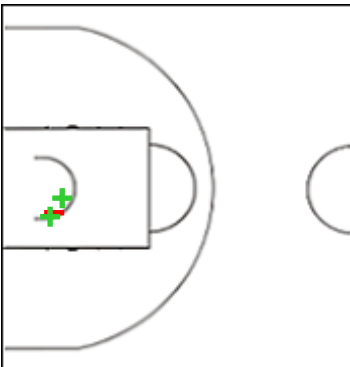
	M / A	%
Fied Goals	2 / 4	50
2 Points	1 / 1	100
3 Points	1 / 3	33
Free Throws	0 / 0	0

7 PREPELIC Klemen



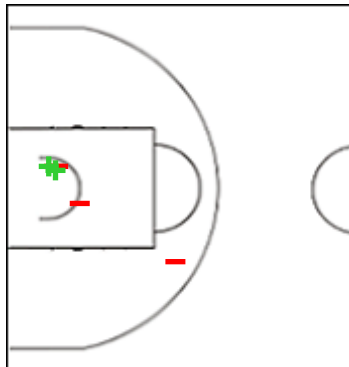
	M / A	%
Fied Goals	2 / 3	67
2 Points	1 / 2	50
3 Points	1 / 1	100
Free Throws	8 / 8	100

8 MURIC Edo



	M / A	%
Fied Goals	2 / 8	25
2 Points	2 / 3	67
3 Points	0 / 5	0
Free Throws	0 / 0	0

10 TOBEY Mike



	M / A	%
Fied Goals	3 / 7	43
2 Points	2 / 6	33
3 Points	1 / 1	100
Free Throws	0 / 0	0

GLOBAL PARTNERS





Shot Chart

SLO 104 vs 83 EST

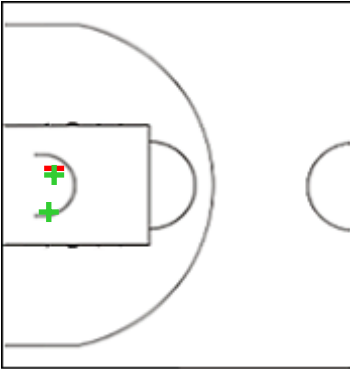
(27-23, 29-15, 21-25, 27-20)

Scoring by 5 min intervals:

	Q1		Q2		Q3		Q4	
SLO	9	27	42	56	68	77	91	104
EST	14	23	28	38	50	63	70	83

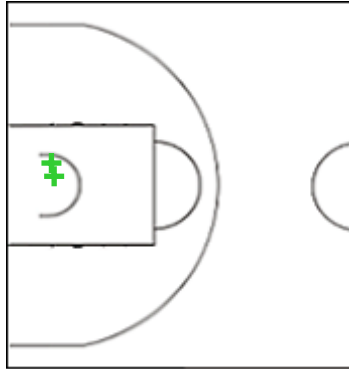
SLO - Slovenia

27 DIMEC Ziga



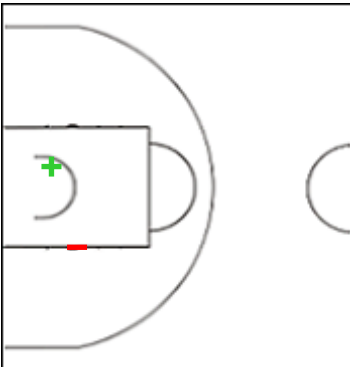
	M / A	%
Fied Goals	2 / 3	67
2 Points	2 / 3	67
3 Points	0 / 0	0
Free Throws	1 / 1	100

30 DRAGIC Zoran



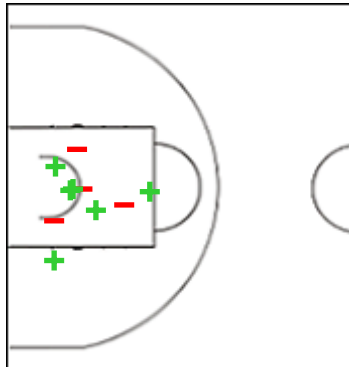
	M / A	%
Fied Goals	2 / 6	33
2 Points	2 / 2	100
3 Points	0 / 4	0
Free Throws	5 / 5	100

31 CANCAR Vlatko



	M / A	%
Fied Goals	5 / 7	71
2 Points	1 / 2	50
3 Points	4 / 5	80
Free Throws	0 / 0	0

77 DONCIC Luka



	M / A	%
Fied Goals	9 / 18	50
2 Points	6 / 10	60
3 Points	3 / 8	38
Free Throws	4 / 8	50

GLOBAL PARTNERS





Shot Chart

SLO 104 vs 83 EST

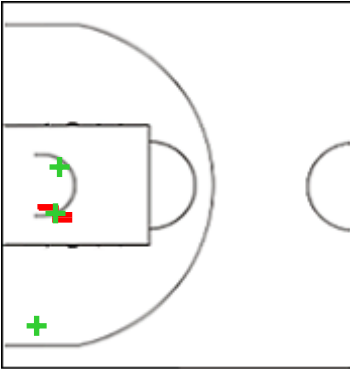
(27-23, 29-15, 21-25, 27-20)

Scoring by 5 min intervals:

	Q1		Q2		Q3		Q4	
SLO	9	27	42	56	68	77	91	104
EST	14	23	28	38	50	63	70	83

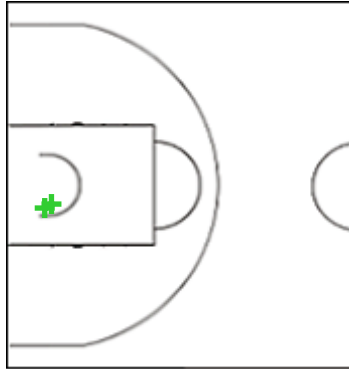
EST - Estonia

0 DRELL Henri



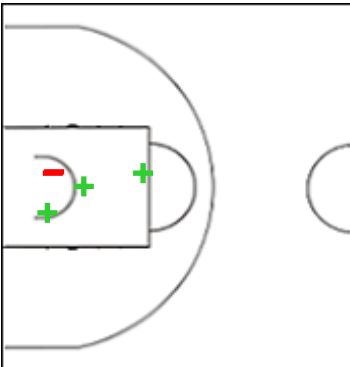
	M / A	%
Fied Goals	4 / 11	36
2 Points	3 / 7	43
3 Points	1 / 4	25
Free Throws	0 / 0	0

2 RAIESTE Sander



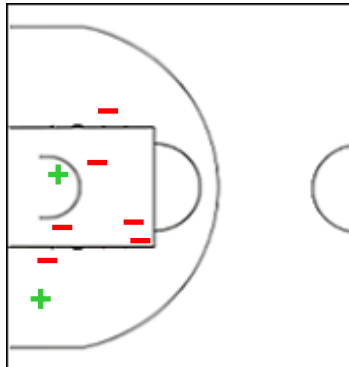
	M / A	%
Fied Goals	2 / 2	100
2 Points	2 / 2	100
3 Points	0 / 0	0
Free Throws	2 / 2	100

9 TASS Matthias



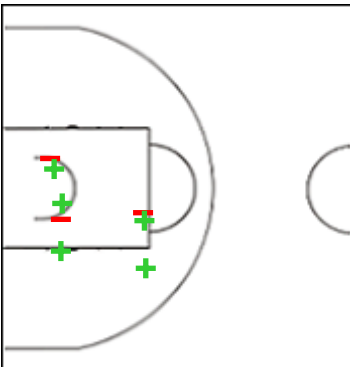
	M / A	%
Fied Goals	3 / 6	50
2 Points	3 / 5	60
3 Points	0 / 1	0
Free Throws	0 / 0	0

11 VENE Siim-Sander



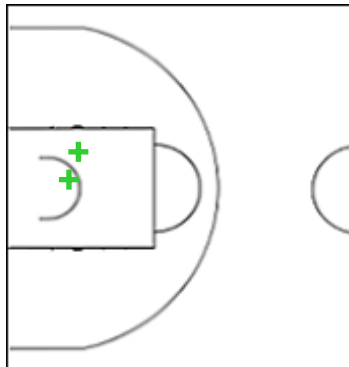
	M / A	%
Fied Goals	2 / 13	15
2 Points	2 / 8	25
3 Points	0 / 5	0
Free Throws	3 / 3	100

15 KOTSAR Maik-Kalev



	M / A	%
Fied Goals	5 / 8	63
2 Points	5 / 8	63
3 Points	0 / 0	0
Free Throws	0 / 0	0

21 JOESAAR Janari



	M / A	%
Fied Goals	3 / 5	60
2 Points	2 / 2	100
3 Points	1 / 3	33
Free Throws	2 / 2	100

GLOBAL PARTNERS





Shot Chart

SLO 104 vs 83 EST

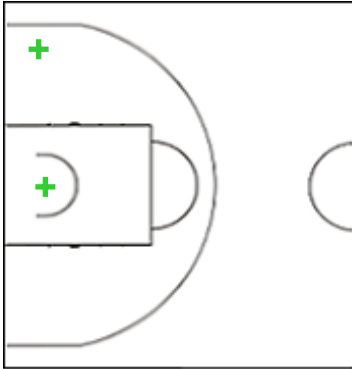
(27-23, 29-15, 21-25, 27-20)

Scoring by 5 min intervals:

	Q1		Q2		Q3		Q4	
SLO	9	27	42	56	68	77	91	104
EST	14	23	28	38	50	63	70	83

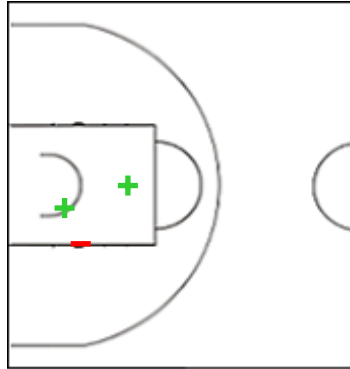
EST - Estonia

33 KITSING Kristjan



	M / A	%
Fied Goals	4 / 6	67
2 Points	2 / 2	100
3 Points	2 / 4	50
Free Throws	2 / 2	100

77 KULLAMAE Kristian



	M / A	%
Fied Goals	4 / 8	50
2 Points	2 / 3	67
3 Points	2 / 5	40
Free Throws	0 / 0	0

GLOBAL PARTNERS





Shot Chart

SLO 104 vs 83 EST

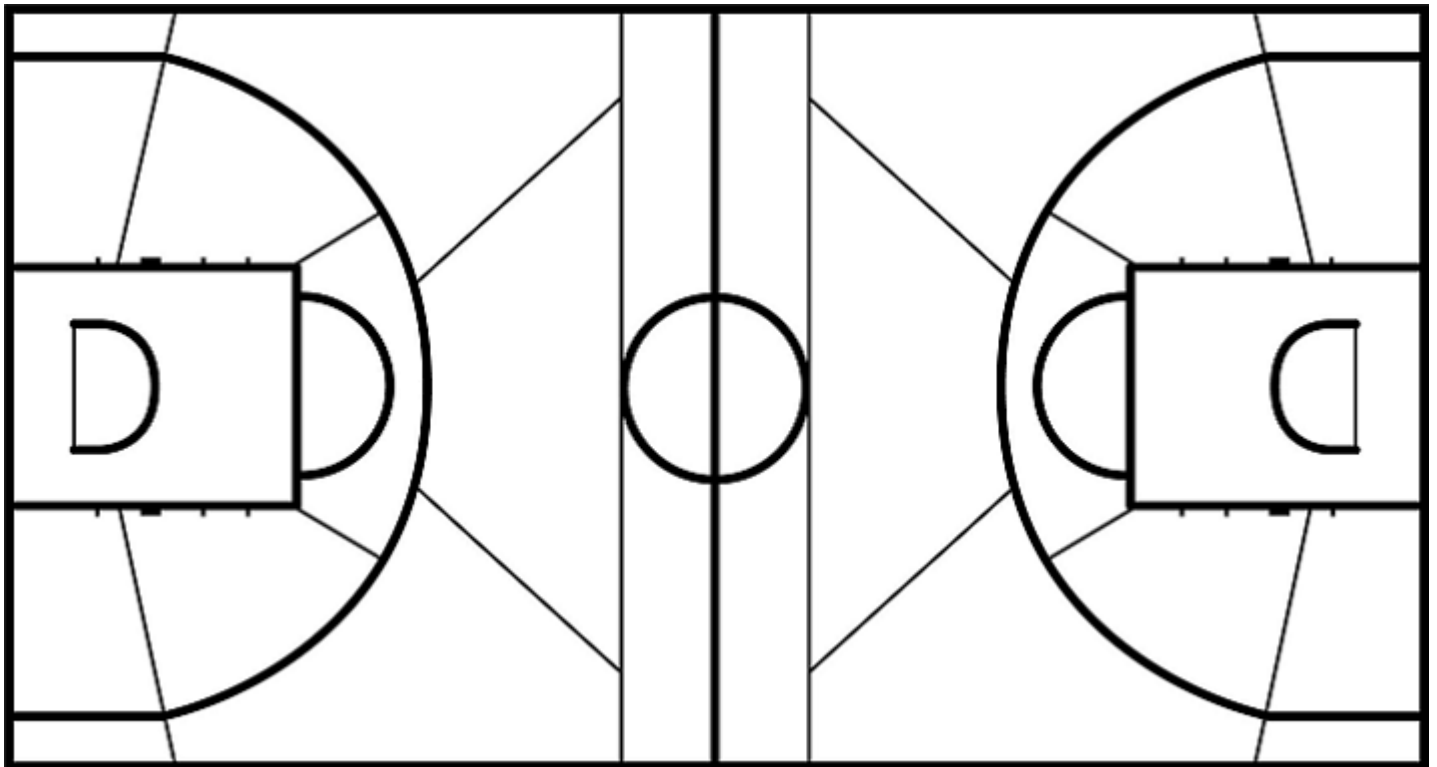
(27-23, 29-15, 21-25, 27-20)

Scoring by 5 min intervals:

	Q1		Q2		Q3		Q4	
SLO	9	27	42	56	68	77	91	104
EST	14	23	28	38	50	63	70	83

SLO - Slovenia

EST - Estonia



	M / A	%
Fied Goals	36 / 73	49
2 Points	22 / 36	61
3 Points	14 / 37	38
Free Throws	18 / 22	82

%	M / A	
44	31 / 70	Fied Goals
57	21 / 37	2 Points
30	10 / 33	3 Points
100	11 / 11	Free Throws

GLOBAL PARTNERS

