



Shot Chart

BIH 96 vs 90 FRA

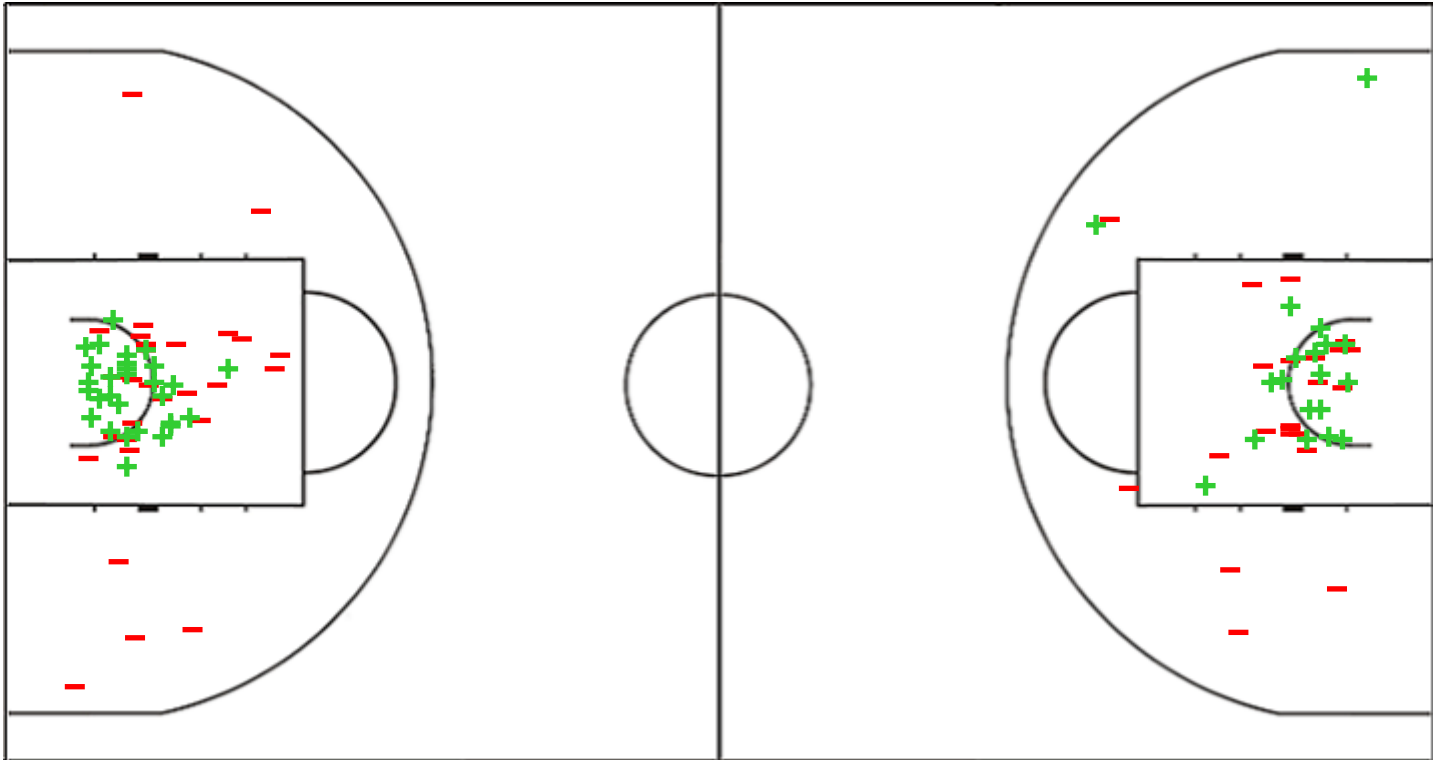
(28-14, 10-32, 21-5, 17-25, 7-7, 13-7)

Scoring by 5 min intervals:

	Q1		Q2		Q3		Q4		OT1	OT2
BIH	17	28	33	38	51	59	69	76	83	96
FRA	4	14	27	46	51	51	63	76	83	90

BIH - Bosnia and Herzegovina

FRA - France



BIH	M / A	%
Fied Goals	38 / 83	46
2 Points	29 / 57	51
3 Points	9 / 26	35
Free Throws	11 / 17	65

%	M / A	FRA
40	29 / 73	Fied Goals
46	19 / 41	2 Points
31	10 / 32	3 Points
81	22 / 27	Free Throws

GLOBAL PARTNERS





Shot Chart

BIH 96 vs 90 FRA

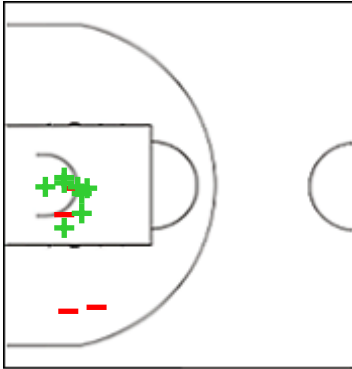
(28-14, 10-32, 21-5, 17-25, 7-7, 13-7)

Scoring by 5 min intervals:

	Q1		Q2		Q3		Q4		OT1	OT2
BIH	17	28	33	38	51	59	69	76	83	96
FRA	4	14	27	46	51	51	63	76	83	90

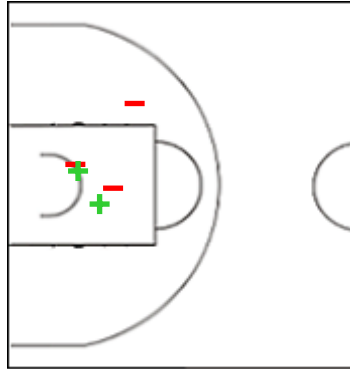
BIH - Bosnia and Herzegovina

0 NURKIC Jusuf



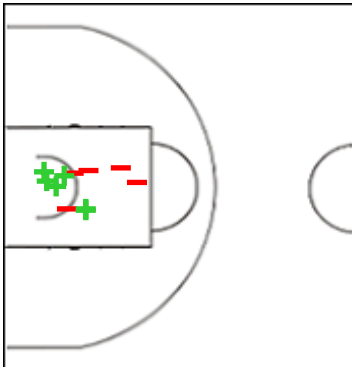
	M / A	%
Fied Goals	9 / 16	56
2 Points	8 / 12	67
3 Points	1 / 4	25
Free Throws	2 / 5	40

2 ROBERSON John



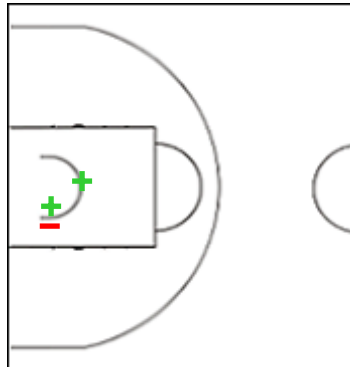
	M / A	%
Fied Goals	6 / 14	43
2 Points	2 / 5	40
3 Points	4 / 9	44
Free Throws	2 / 2	100

7 HALILOVIC Miralem



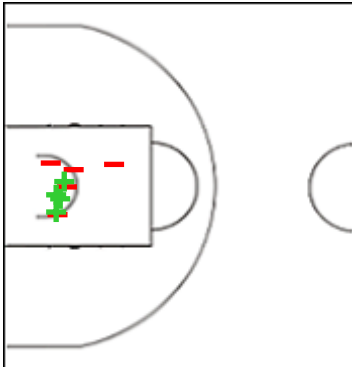
	M / A	%
Fied Goals	6 / 11	55
2 Points	6 / 11	55
3 Points	0 / 0	0
Free Throws	0 / 0	0

9 GEGIC Amar



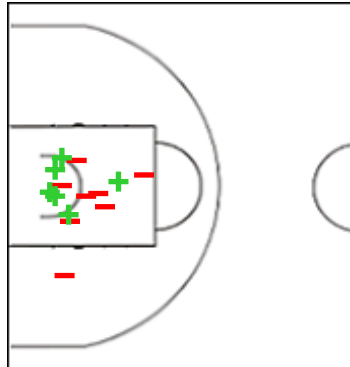
	M / A	%
Fied Goals	3 / 6	50
2 Points	2 / 3	67
3 Points	1 / 3	33
Free Throws	2 / 2	100

11 KAMENJAS Kenan



	M / A	%
Fied Goals	4 / 9	44
2 Points	4 / 9	44
3 Points	0 / 0	0
Free Throws	1 / 2	50

13 MUSA Dzanan



	M / A	%
Fied Goals	7 / 17	41
2 Points	6 / 14	43
3 Points	1 / 3	33
Free Throws	2 / 3	67

GLOBAL PARTNERS





Shot Chart

BIH 96 vs 90 FRA

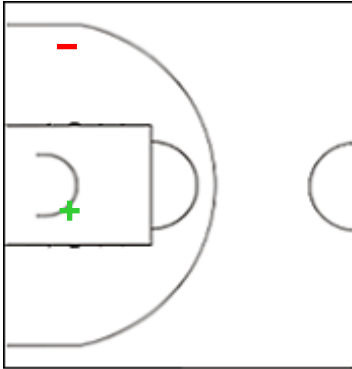
(28-14, 10-32, 21-5, 17-25, 7-7, 13-7)

Scoring by 5 min intervals:

	Q1		Q2		Q3		Q4		OT1	OT2
BIH	17	28	33	38	51	59	69	76	83	96
FRA	4	14	27	46	51	51	63	76	83	90

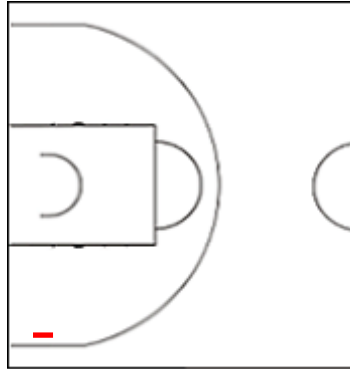
BIH - Bosnia and Herzegovina

17 LAZIC Aleksandar



	M / A	%
Fied Goals	3 / 6	50
2 Points	1 / 2	50
3 Points	2 / 4	50
Free Throws	1 / 2	50

22 SULEJMANOVIC Emir



	M / A	%
Fied Goals	0 / 2	0
2 Points	0 / 1	0
3 Points	0 / 1	0
Free Throws	1 / 1	100

GLOBAL PARTNERS





Shot Chart

BIH 96 vs 90 FRA

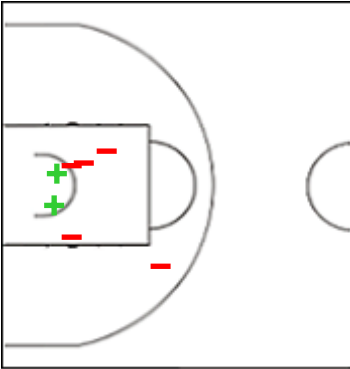
(28-14, 10-32, 21-5, 17-25, 7-7, 13-7)

Scoring by 5 min intervals:

	Q1		Q2		Q3		Q4		OT1	OT2
BIH	17	28	33	38	51	59	69	76	83	96
FRA	4	14	27	46	51	51	63	76	83	90

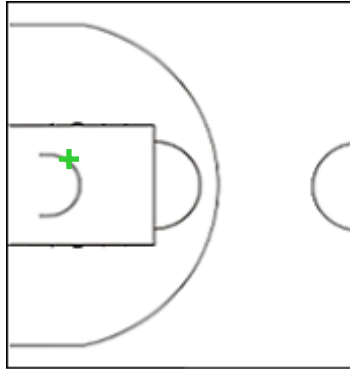
FRA - France

0 OKOBO Elie



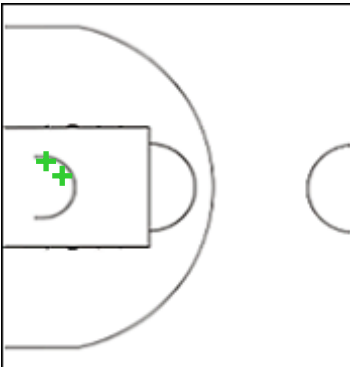
	M / A	%
Fied Goals	2 / 8	25
2 Points	2 / 7	29
3 Points	0 / 1	0
Free Throws	1 / 1	100

2 M'BAYE Amath



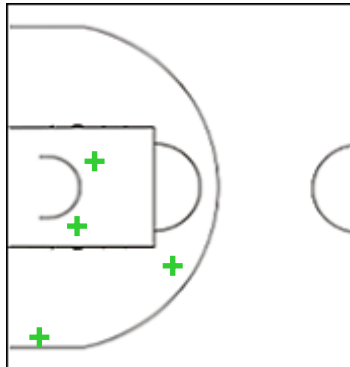
	M / A	%
Fied Goals	1 / 3	33
2 Points	1 / 1	100
3 Points	0 / 2	0
Free Throws	2 / 3	67

3 LUWAWU-CABARROT



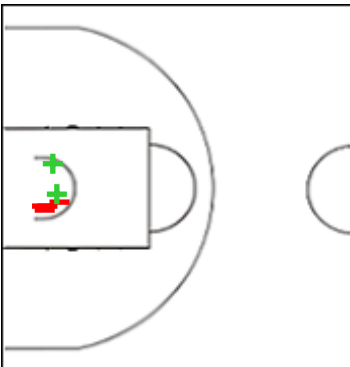
	M / A	%
Fied Goals	2 / 4	50
2 Points	2 / 2	100
3 Points	0 / 2	0
Free Throws	0 / 0	0

4 HEURTEL Thomas



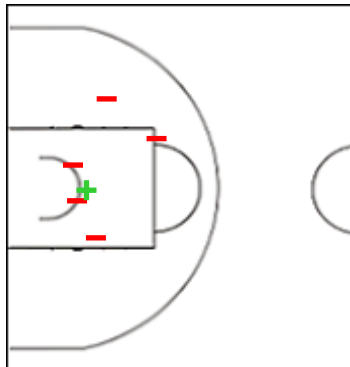
	M / A	%
Fied Goals	5 / 10	50
2 Points	4 / 4	100
3 Points	1 / 6	17
Free Throws	0 / 0	0

7 YABUSELE Guerschon



	M / A	%
Fied Goals	5 / 12	42
2 Points	2 / 6	33
3 Points	3 / 6	50
Free Throws	3 / 4	75

10 FOURNIER Evan



	M / A	%
Fied Goals	7 / 19	37
2 Points	1 / 6	17
3 Points	6 / 13	46
Free Throws	4 / 7	57

GLOBAL PARTNERS





Shot Chart

BIH 96 vs 90 FRA

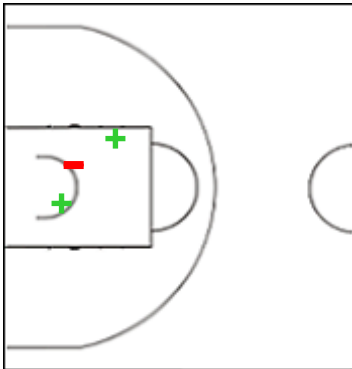
(28-14, 10-32, 21-5, 17-25, 7-7, 13-7)

Scoring by 5 min intervals:

	Q1		Q2		Q3		Q4		OT1	OT2
BIH	17	28	33	38	51	59	69	76	83	96
FRA	4	14	27	46	51	51	63	76	83	90

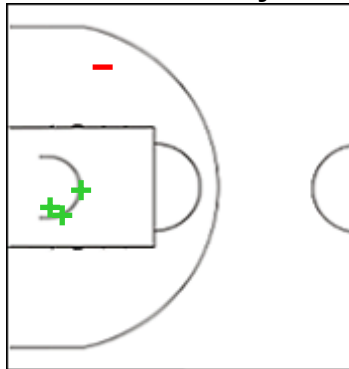
FRA - France

17 POIRIER Vincent



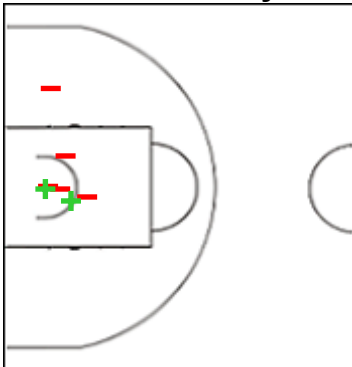
	M / A	%
Fied Goals	2 / 4	50
2 Points	2 / 4	50
3 Points	0 / 0	0
Free Throws	0 / 0	0

22 TARPEY Terry



	M / A	%
Fied Goals	3 / 5	60
2 Points	3 / 4	75
3 Points	0 / 1	0
Free Throws	2 / 2	100

27 GOBERT Rudy



	M / A	%
Fied Goals	2 / 7	29
2 Points	2 / 7	29
3 Points	0 / 0	0
Free Throws	6 / 6	100

GLOBAL PARTNERS





Shot Chart

BIH 96 vs 90 FRA

(28-14, 10-32, 21-5, 17-25, 7-7, 13-7)

Scoring by 5 min intervals:

	Q1		Q2		Q3		Q4		OT1	OT2
BIH	17	28	33	38	51	59	69	76	83	96
FRA	4	14	27	46	51	51	63	76	83	90

BIH - Bosnia and Herzegovina

FRA - France



	M / A	%
Fied Goals	38 / 83	46
2 Points	29 / 57	51
3 Points	9 / 26	35
Free Throws	11 / 17	65

%	M / A	
40	29 / 73	Fied Goals
46	19 / 41	2 Points
31	10 / 32	3 Points
81	22 / 27	Free Throws

GLOBAL PARTNERS

